

Parsha Pearls

Chukat

"Laws or Statutes"

Numbers 19:1 - 22:1

Katan Bet/Gadol



In This Edition:

39.1 - Waters of Strife
Numbers 20:1-13,22-29



Table of Contents

Parsha Pearls is a comprehensive resource that allows for complete customization by the parent. We understand that if you were to strive to accomplish all aspects of each lesson in one day it would be unrealistic and also overload for the child. It is our intention that this be used 'a la carte' so that it suits your specific needs. Our site caters to printing only the pieces you choose.

This page will provide quick links to get to the portion of the document for which you are looking. When you hover over the title a finger will appear. Click on it and you will be taken directly to that page.

If you are new to Parsha Pearls, we have created an [Introduction](#) document outlining how to use our lessons, as well as a [Scriptural Inspiration](#) document, which explains our titles and the Scriptural inspiration for them. We pray that Parsha Pearls blesses your home and that your children will grow to love the Word and to never depart from keeping Torah. As always, feel free to email us at parshapearls@mtoi.org if you have any questions.

Pearl Seeking (The Main Lesson)	3
➤ Treasuring His Word (Overview of the Parsha)	3
➤ Parsha Points (Main Lesson Content)	3
➤ Digging Deeper (Thought Provoking Questions)	5
Searching Out Hebrew (Reading & Writing)	6
➤ Words	6
➤ Numbers	6
➤ Word Match	7
➤ Flashcards	8
➤ Writing Hebrew	9
Counting What You Gained (Worksheets)	10
➤ Storing Up Treasure In My Heart (Memory Verse)	10
➤ Seeking Treasure (Questions from the Parsha)	12
➤ Word Search	14
➤ Crossword Puzzle	16
➤ Maze	18
Precious Possessions (Arts & Crafts)	19
➤ Notebook Page	19
➤ Coloring Page	25
➤ Chukat Coloring Page	26
Sweetness of Torah	27
➤ Sweet Sounds of Torah (Song Corresponding to the Parsha)	27
➤ Sweet Taste of Torah (Snack Corresponding to the Parsha)	28
Next Week's Treasure Hunt (Looking Ahead to Next Week's Parsha)	29



Pearl Seeking

TREASURING HIS WORD

Let's do a quick overview of the entire Torah portion:

Monday:	Num. 19	The Red Heifer
Tuesday:	Num. 20:1-13	Death of Miryam; Mosheh strikes the rock at the waters of Meribah
Wednesday:	Num. 20:14-29	Passage through Edom denied; Death of Aharon; El'azar promoted to High Priest
Thursday:	Num. 21:1-9	The plague of snake-bites; Gazing on the Bronze Serpent
Friday:	Num. 21:10-22:1	The journey to Mo'ab; King Sihon and King Og defeated

In this week's Parsha Pearls lesson, we will look at the testing of the children of Yisra'el because of a severe lack of water to drink, and how Yahweh miraculously provided the waters of Meribah. We will consider the actions of Mosheh and Aharon at the rock and their consequences. In this parsha we will also witness the death of Miryam and Aharon, and how the mantle of the High Priest is transferred to Aharon's son El'azar. Now, let's read Num. 20:1-13, 22-29.

PARSHA POINTS

- The children of Yisra'el travel to the Wilderness of Tsin at Qadesh, where Miryam dies and is buried - 20:1
- The congregation assembles against Mosheh and Aharon because there is no water (**mayim**) there for them to drink - 20:2
- The people contend with Mosheh, saying (20:3-5):
 - If only we had died before Yahweh along with the others!
 - Why did you bring us into this wilderness, so that we and our livestock should die here?
 - Why did you bring us out of Mitsrayim to this evil place?
 - There is no grain or figs or vines or pomegranates
 - There is no water to drink
- Mosheh and Aharon approach the door of the Tent of Appointment and fall on their faces, and Yahweh's esteem appears before them - 20:6



- Yahweh addresses Mosheh, saying (20:7-8):

- Take the rod, and you and Aharon assemble the congregation
- Speak (**davar**) to the rock (**sehlah**) before their eyes, and it shall give out water
- You shall bring water out of the rock, to provide drink for the congregation and their livestock



- Mosheh takes the rod, as Yahweh had commanded, and assembles the congregation before the rock - 20:9-10
- Mosheh labels the people rebels, and demands to know if he should bring water out of the rock for them - 20:10

- Mosheh then lifts his hand and strikes the rock twice with his rod - 20:11
- Water gushes out of the rock for the people and their livestock to drink - 20:11



- Although the miracle has happened, Yahweh reprimands Mosheh and Aharon for showing that they did not believe Him, and for failing to set Yahweh apart in the eyes of the children of Yisra'el - 20:12

- Yahweh pronounces His judgment; Mosheh and Aharon will NOT be the ones to lead the assembly into the land of promise - 20:12
- Because the children of Yisra'el contended with Yahweh over their lack of water, the place where the waters were given is called **Meribah** (place of strife/quarreling) - 20:13



- The children of Yisra'el depart from Qadesh and arrive at Mount Hor - 20:22
- Yahweh reveals to Mosheh that Aharon's life and ministry are now at an end; he will NOT enter the land, because they both had rebelled against Yahweh's mouth at the water of Meribah - 20:24

- Yahweh instructs Mosheh to bring Aharon and his son El'azar up to Mount Hor - 20:25
- Yahweh has Mosheh remove Aharon's priestly garments and put them on El'azar, for it is time for Aharon to be gathered to his people and die there on the mountain - 20:26



- Mosheh transfers the priestly garments from Aharon to El'azar, then Aharon dies on top of the mountain. Mosheh and El'azar come down from the mountain without him - 20:28

- When all the congregation sees that Aharon is gone, they mourn his death for 30 (**shloshim**) days - 20:29



DIGGING DEEPER

Parents/Teachers may choose to use these prompts for further discussion of the Torah portion.

- In this parsha, the children of Yisra'el grumbled yet again about lack of water, and demanded that Mosheh provide it. Discuss Mosheh's actions when he failed to obey Yahweh's instruction to speak to the rock, but instead struck the rock-not just once, but twice.
- Consider that Mosheh had spent 40 years hearing the congregation complain to him about everything and accuse him every time something went wrong. How would you react?
- Notice how Mosheh responded to their complaint this time: "Shall WE bring water for you out of this rock?" Do you think perhaps Mosheh had gotten a little too 'full of himself'? Or do you think his actions were just a momentary reaction after many years of 'wear and tear' in dealing with a stiff-necked people?
- Knowing that Yahweh sees into the hearts of men, do you think His decision not to allow Mosheh and Aharon to lead the people into Kena'an was fair?



Searching Out Hebrew

Parents/Teachers can print out the '[Hebrew Pronunciation Guide](#)' to help with the pronunciation of Hebrew names and words. They can be cut out and used in conjunction with the Flashcards.

WORDS

Parents/Teachers see the following page for 3 x 5 card cut outs of the words from this week's parsha. If printed on card stock, they can be kept in a box to reinforce learning.

Mayim (מים) water

Davar (דבר) speak

Sehlah (סלע) rock

Meribah (מריבה) place of strife/quarreling

NUMBERS

Parents/Teachers can print out these numbers to have as additional resources. These can be found under the 'Resources' tab on the YMTOI website.

2 - shtayim

30 - shloshim

WORD MATCH

Match this week's Hebrew words to their correct definition.

Davar

Rock

Mayim

Speak

Meribah

Strife/Quarrel

Sehlah

Water



FLASHCARDS

דָּבַר

Davar

Da-var

Speak

מֵרִיבָה

Meribah

Mer-i-vah

place of strife/quarreling

מַיִם

Mayim

Ma-yim

Water

סֶלֶה

Sehlah

Seh-lah

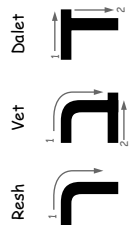
Rock



WRITING HEBREW

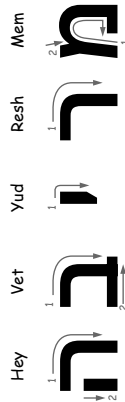
Davar (speak)

דבר



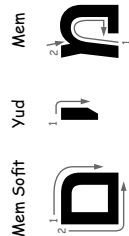
Meribah (place of strife/quarreling)

מריבה



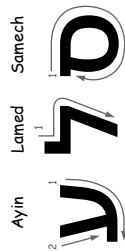
Mayim (water)

מים



Sehlah (rock)

סלע



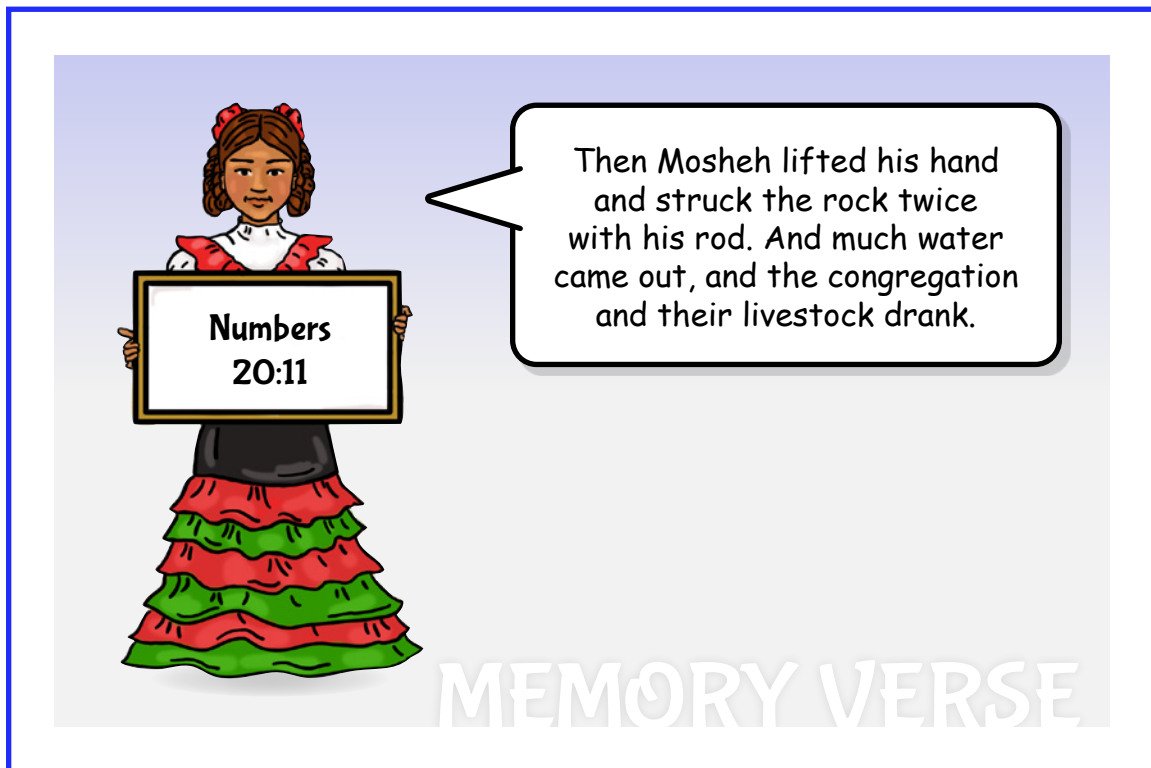


Counting What You Gained

This next section is intended to be reinforcement of the lessons learned during this parsha. Choose the activities that best fit your child.

STORING UP TREASURE IN MY HEART

The Katan Bet and Gadol memory verse is Numbers 20:11. You can review the verse with them by reciting it out loud, acting it out, putting it to music...whatever works for you.



Numbers
20:11

Then Mosheh lifted his hand and struck the rock twice with his rod. And much water came out, and the congregation and their livestock drank.

MEMORY VERSE

SEEKING TREASURE




1.

Which 2 people died in this parsha?

and

(20:1, 28)



2.

What things did the Yisra'elites complain that they lacked in the Wilderness of Tsin?

Circle the correct choices.

manna grain quail figs milk

water vines pomegranates

(20:5)




3.

Whenever the congregation sinned or grumbled, Mosheh and Aharon did one particular thing.

What was it?

They _____ on their _____

(20:6)



4.

What instruction did Yahweh give to Mosheh in order to bring water from the rock?

(20:8)



5.

What action did Mosheh actually do to get water from the rock?

(20:11)

6.



What does Meribah mean?

Circle the correct choices.

harmony quarrel peace
strife contend

(20:13)

7.



Yahweh allowed Mosheh and Aharon
to enter the Promised Land.

Yes / No

(20:12, 24)

8.




Who went up to Mount Hor with Mosheh?

and

(20:25)


9.



Who took over the role of high
priest after Aharon died?

(20:28)

10.



How many days did the house of Yisra'el weep for Aharon?

Circle the correct choice.


3 days 30 days 300 days

(20:29)



WORD SEARCH

Search for the hidden words from this week's parsha.



WILDERNESS OF TSIN

QADESH

MIRYAM

ROD

ROCK

CONGREGATION

LIVESTOCK

WATERS OF MERIBAH

CONTENDED

REBELS

MOUNT HOR

GATHERED

MOUNTAIN

AHARON

EL'AZAR


GARMENTS

WEPT

THIRTY DAYS



Answer Key



WILDERNESS OF TSIN
 QADESH
 MIRYAM
 ROD
 ROCK
 CONGREGATION


LIVESTOCK
 WATERS OF MERIBAH
 CONTENDED
 REBELS
 MOUNT HOR
 GATHERED

MOUNTAIN
 AHARON
 EL'AZAR
 GARMENTS
 WEPT
 THIRTY DAYS



CROSSWORD PUZZLE

Complete the crossword using words from this week's parsha.



Across

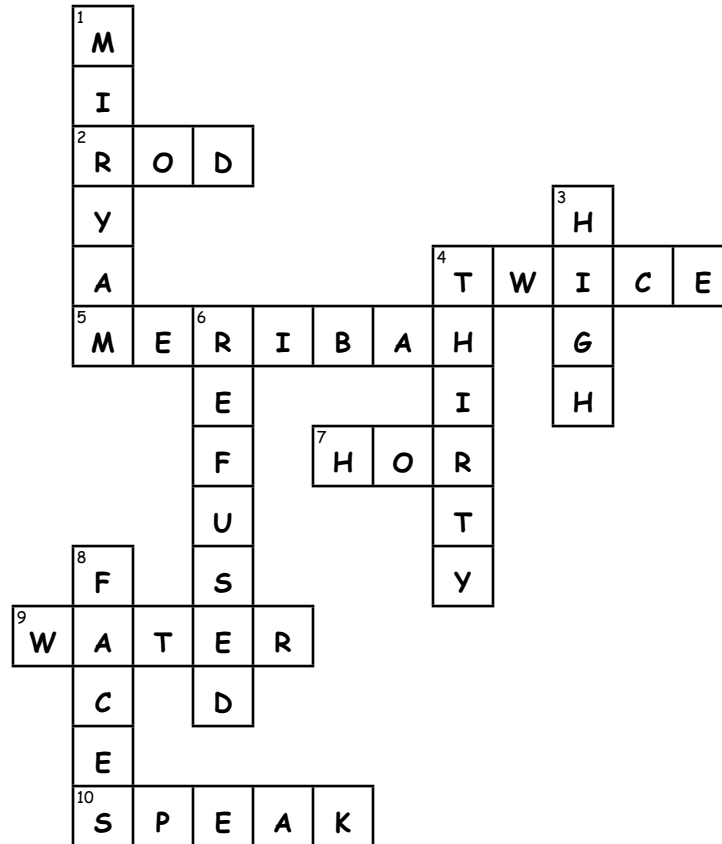
2. What did Mosheh use to strike the rock?
4. Mosheh lifted his hand and struck the rock _____.
5. What were these waters called?
7. Which Mountain did Aharon die on?
9. There was no _____ to drink and the people complained again.
10. Yahweh told Mosheh to _____ to the rock.

Down

1. What is the name of the woman who dies in this parsha?
3. El'azar became _____ priest.
4. How many days did the children of Yisra'el mourn for Aharon?
6. The king of Edom _____ to let Yisra'el pass over his border.
8. Mosheh and Aharon fell on their _____.



Answer Key



Across

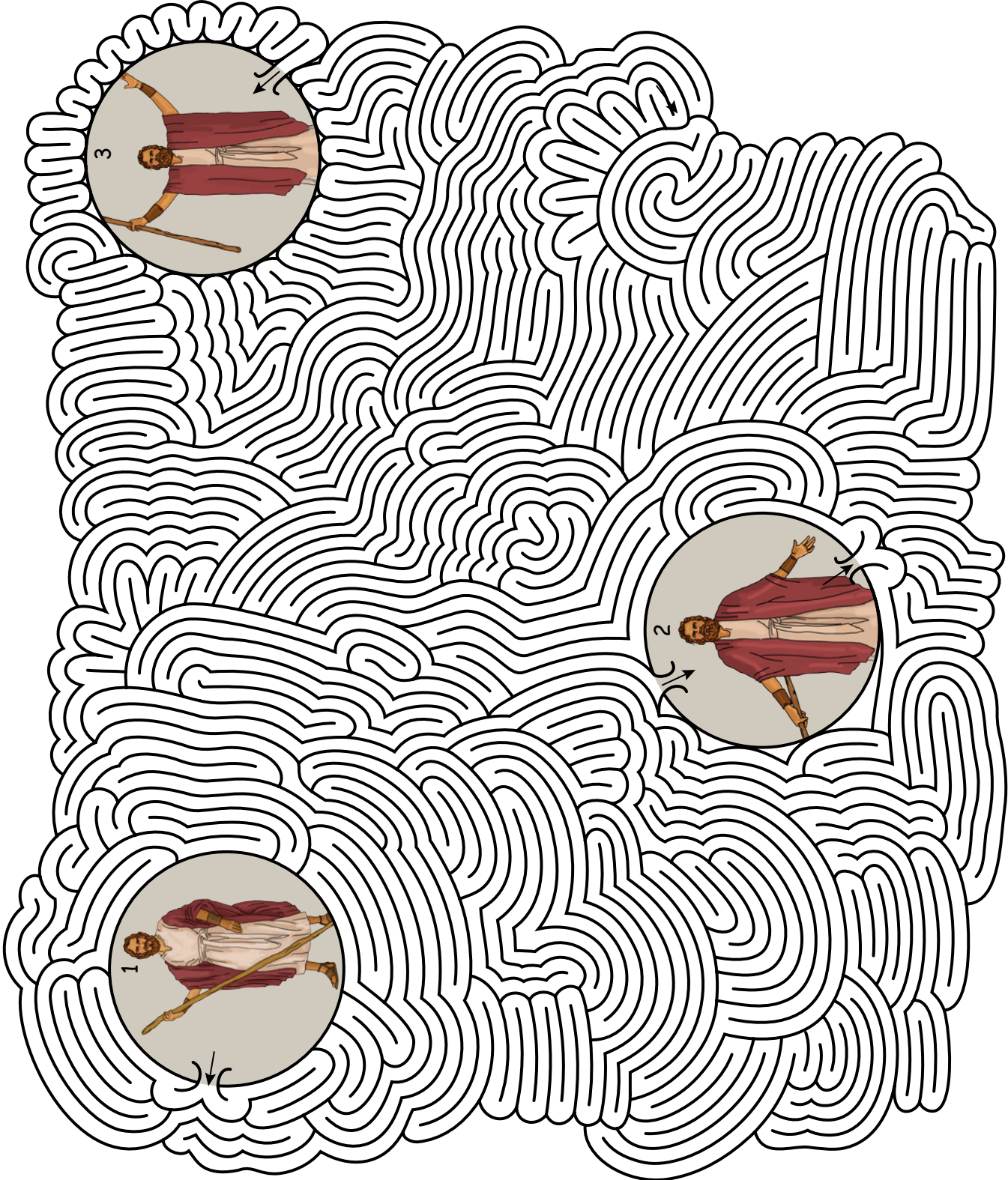
2. What did Mosheh use to strike the rock? **rod**
4. Mosheh lifted his hand and struck the rock **twice**.
5. What were these waters called? **Meribah**
7. Which Mountain did Aharon die on? **Hor**
9. There was no **water** to drink and the people complained again.
10. Yahweh told Mosheh to **speak** to the rock.

Down

1. What is the name of the woman who dies in this parsha? **Miryam**
3. El'azar became **high** priest.
4. How many days did the children of Yisra'el mourn for Aharon? **thirty**
6. The king of Edom **refused** to let Yisra'el pass over his border.
8. Mosheh and Aharon fell on their **faces**.



MAZE



Precious Possessions

NOTEBOOK PAGE

Water from the Rock


Numbers 20:11

Materials:

- Cardstock - white
- Tooth pick (represents rod)
- Glue dots
- Puffy paint - blue
- Puncturing tool
- Brads - small
- Double-sided adhesive foam dimensionals
- Scissors
- Coloring pencils, crayons or markers
- Notebook Page Templates: Main Page & A (BW) or Main Page & B (color)

Parent/Teacher Preparation:

- Print Notebook Page Templates of choice on white cardstock.



Instructions for the Notebook Page:

- If using BW Templates, color using medium of choice.
- Cut out all character pieces. (P1)
- Using a puncturing tool, poke a hole through Mosheh's shoulder on his torso and on his arm piece. (P2a, P2b)
- Connect Mosheh's arm to his body using a small brad. (P3a, P3b)
- Adhere a glue dot to the palm of Mosheh's right hand and lay a toothpick on it. (P4)
- Lay Mosheh aside for now.
- Adhere double-sided adhesive foam dimensionals onto the back of the people. (P5)



P1




P2a



P2b



P3a



P3b




P4



P5

Instructions for the Notebook Page cont'd:

- Place the people on the Main Page at the bottom. (P6)
- Using blue puffy paint, create water coming from the rock. (P7)
- Adhere double-sided adhesive foam dimensionals onto the back of Aharon and Mosheh. (P8)
- Place Mosheh on the Main Page near the water coming from the rock. (P9)
- Place Aharon on the Main Page near Mosheh. (P10)



P6



P7




P8



P9



P10

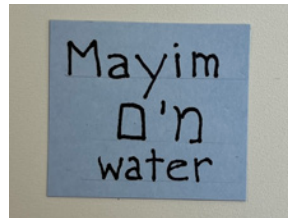


P11

Hebrew Words

- Write the following directly on the Main Page or on a piece of colored cardstock and glue to the page:

- | | | |
|--------------|----------|-------------------------------------|
| ➤ 1) Selah | 2) סלע | 3) Rock (P11) |
| ➤ 1) Mayim | 2) מים | 3) Water (P12) |
| ➤ 1) Davar | 2) דבר | 3) Speak (P13) |
| ➤ 1) Meribah | 2) מריבה | 3) Place of Strife/Quarreling (P14) |



P12




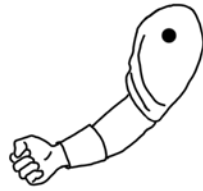
P13





P14

You now have a visual representation of Mosheh striking the rock instead of speaking to it and water coming forth from it.











LEWIS

"Laws or Statutes"
Numbers 19:1 - 22:1

EN

Sweetness of Torah

SWEET SOUNDS OF TORAH

(Sing Praises to His Name)

Here is the link for this song:

https://www.podomatic.com/podcasts/steveberkson/episodes/2017-06-24T19_57_01-07_00

Sing to tune of "Eensy Weensy Spider"

The Waters of Meribah

The Yisra'elite people kvetched and moaned
"We are thirsty, we were better off back home!"
Speak to a rock, that's what you have to do
But Mosheh hit the rock two times
So, no Kena'an for you!



SWEET TASTE OF TORAH

This snack relates to this week's parsha. Please take these as suggestions and make necessary changes based on your individual dietary needs.

Decorated Pretzel Rods

Numbers 20:8-9,11



Ingredients:

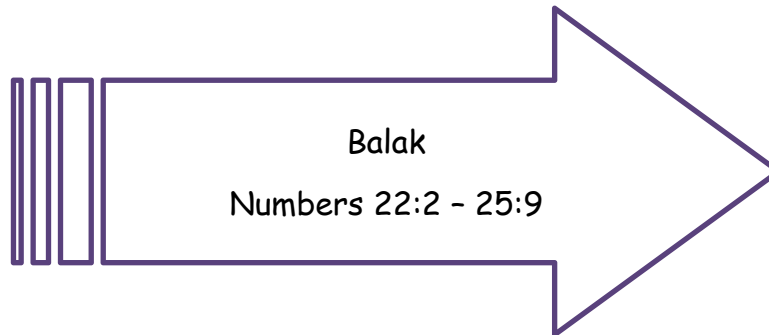
- Pretzel Rods (represents rod Mosheh used to strike the rock)

Instructions:

Buy decorated pretzel rods or make your own hand dipped rods with your children to have fun with this snack.

Next Week's Treasure Hunt

Next Week's Torah Portion



Suggested Reading Schedule

Monday:	Num. 22:2-20	King Balak sends emissaries to Bil'am
Tuesday:	Num. 22:21-41	Bil'am's donkey and the Messenger of Yahweh speak
Wednesday:	Num. 23	Bil'am pronounces Yahweh's blessings
Thursday:	Num. 24	Bil'am continues to pronounce Yahweh's blessings
Friday:	Num. 25:1-9	Yisra'el falls into immorality and idolatry