

# PARSHA PEARLS.



"Devastator"

# Balaq

Numbers 22:2 - 25:9

In this edition:  
Numbers 22-24 (A Loyal Donkey)  
Katan A



# TABLE OF CONTENTS

Parsha Pearls is a comprehensive resource that allows for complete customization by the parent. We understand that if you were to strive to accomplish all aspects of each lesson in one day it would be unrealistic and also overload for the child. It is our intention that this be used 'a la carte' so that it suits your specific needs. Our site caters to printing only the pieces you choose.

This page will provide quick links to get to the portion of the document for which you are looking. When you hover over the title a finger will appear. Click on it and you will be taken directly to that page.

We also have an Introduction document on our website that explains each section in detail. (<https://ymtoi.org/wp-content/uploads/2020/03/Introduction-3-28-20.pdf>)

As always, feel free to email us at [parshapearls@mtoi.org](mailto:parshapearls@mtoi.org).

Title	Page #
• Parsha Points (the main lesson)	
➤ <a href="#">Little Gems</a> (story for younger children)	3
➤ <a href="#">Little Gems Story Characters</a>	7
• Counting What You Gained (worksheets)	
➤ <a href="#">Storing Up Treasure In My Heart</a> (memory verse)	21
➤ <a href="#">Seeking Treasure</a> (questions from the parsha)	23
➤ <a href="#">Word Search</a>	24
➤ <a href="#">Maze</a>	25
• Precious Possessions (arts and crafts)	
➤ <a href="#">Craft Instructions</a>	26
➤ <a href="#">Coloring Page</a>	29
• Sweetness of Torah	
➤ <a href="#">Sweet Sounds of Torah</a> (song corresponding to the parsha)	30
➤ <a href="#">Sweet Taste of Torah</a> (snack corresponding to the parsha)	31
• <a href="#">Next Week's Treasure Hunt</a> (looking ahead to next week's parsha)	32



# PARSHA POINTS

## LITTLE GEMS

### Parent/Teacher Preparation:

Please see the instructions for the Little Gems story on the YMTOI website. We recommend that you print out the characters and familiarize yourself with each story so that you can implement the visual representations of your choice (felt, laminated or stand-ups) at the appropriate time.

## A Loyal Donkey

Shalom children! As we start out today's story, the Yisra'elites are camped in the desert plains of Mo'ab, beyond the Yarden of Yeriho. Now in Mo'ab lived a king named Balaq, and he was afraid of the Yisra'elites. After all, there were so many of them, and they had been winning their battles. **(Place Balaq on board.)** When this king heard that the Yisra'elites had come out of Mitsrayim and were camped near him, he was afraid that he wouldn't be able to beat them in a battle because they were so strong. But not far away was a gifted man named Bil'am, who lived in another town near a river. **(Place Bil'am on board.)** King Balaq sent some messengers to go ask Bil'am to curse the Yisra'elites for him. **(Place first group of messengers on board next to Bil'am.)** His messengers took some money so that they could pay Bil'am to curse the Yisra'elites. When they arrived, Bil'am told them to spend the night there and wait while he talked with Yahweh.

Well, that night Elohim came to Bil'am and asked him who the men were. Bil'am said that they were sent by King Balaq who wanted Bil'am to curse the Yisra'elites for him. But Elohim told Bil'am not to curse the Yisra'elites, because they were a blessed people.

When Bil'am got up in the morning, he went to the king's messengers and told them that he could not curse the Yisra'elites because Yahweh would not allow it. So the messengers went back to King Balaq and told him what had happened. **(Move first group of messengers next to Balaq.)** But King Balaq was a stubborn guy, so he sent different messengers to go see Bil'am. **(Place second group of messengers next to Bil'am.)** They gave him compliments to try to sweet-talk him into going with them. But Bil'am knew what they wanted and said that even if King Balaq gave him a house filled with silver and gold, he would not do any more or less than what Yahweh his Elohim told him to do. But instead of sending them away, he asked the messengers to stay the night so that he could talk to Yahweh again.

# PARSHA POINTS

## LITTLE GEMS

Once again, Elohim came to Bil'am at night and said that he could go with the men, but that he must only do what Elohim spoke to him. Elohim wasn't really glad that he was going with the men, but when morning came, Bil'am saddled up his donkey and went with them anyway. **(Remove Bil'am from board and place Bil'am on donkey next to second group of messengers.)**

As they were riding along the road, the Messenger of Yahweh came and stood right in front of the donkey, blocking its path. **(Place Messenger of Yahweh in front of donkey.)** When the donkey saw the Messenger standing there with a sword, she turned off the path into a field. Bil'am hit her to try to get her to go back to the path. But the Messenger of Yahweh stood in a narrow place in front of them so that they could not pass. **(Move Bil'am on donkey, and Messenger of Yahweh to new place on board.)** The donkey saw the Messenger again and leaned against a wall, which squished Bil'am's foot, so he hit her again. The Messenger moved even further ahead and stood in another narrow place, so that they could not pass. **(Move Bil'am on donkey, and Messenger of Yahweh to new place on board.)** When the donkey saw the Messenger there, she completely stopped and lay down. By this time, Bil'am was quite upset that the donkey was stopping, and he hit her again with his staff.

Right away, Yahweh opened up the donkey's mouth so she could talk. Wow—a talking donkey! That's pretty unusual, if you ask me! And Bil'am could understand everything she was saying! She asked Bil'am what she had done to deserve being hit 3 times. Bil'am said some mean things to the donkey, but the donkey reminded him that he had ridden her many times and that she had never acted like this before. Suddenly, Bil'am's eyes were opened so he could see the Messenger standing there with a sword. **(Point to Messenger of Yahweh.)** He was taken by surprise and bowed down. The Messenger of Yahweh wanted to know why Bil'am had hit the donkey and told him that he was being reckless. The Messenger said that He would not have hurt the donkey and let Bil'am know that He was not happy with him.

Well, Bil'am admitted that he had done wrong, and asked the Messenger to let him go back. The Messenger said that he could go with the men, but that he must only speak what he was told to speak.

**(Remove Messenger of Yahweh and Bil'am on donkey from board.)**



# PARSHA POINTS

## LITTLE GEMS

Now King Balaq heard that Bil'am was finally coming, so he went out to meet him. **(Place Bil'am next to Balaq. Remove all groups of messengers from board.)** Bil'am told the king that he could only say what Elohim told him to speak. The next day, they went up to a high place together where they could see the Yisra'elite camp. **(Place mountain 1 on board. Place smaller Balaq and Bil'am on top of mountain 1.)** Bil'am told Balaq to build 7 altars so they could offer 7 bulls and 7 rams to Yahweh. **(Place 7 altars on board.)** Then Bil'am told the king to wait by the offering while he went to talk to Yahweh. Yahweh gave him some words to say, so he went back to King Balaq and told him that he could not curse Yisra'el, because Yahweh had not cursed them. He even said that he wanted to be blessed like the Yisra'elites! Now remember, King Balak had hired Bil'am to curse them so that he could beat them in battle. But instead here was Bil'am, blessing them even more! Balaq was not happy. That was not exactly the ending he'd been hoping for!

So Balak tried again. He took Bil'am up to a different place, to the top of Pisgah, in order to curse the Yisra'elites from there. **(Place mountain 2 on board. Move smaller Balaq and Bil'am to top of mountain 2.)** Again, they made 7 offerings **(point to 7 altars)**, and Bil'am went to go talk with Yahweh. When he came back, he blessed the Yisra'elites yet again. He said that because Yahweh had blessed the Yisra'elites, he could not reverse it, and that there was no sorcery or divination that could come against Yisra'el, because Yahweh was with them.

Well, Balaq told Bil'am to stop talking. He took him up to a different place, to the top of Pe'or, and one more time he asked him to curse the Yisra'elites. **(Place mountain 3 on board. Move smaller Balaq and Bil'am to top of mountain 3.)** The third time's a charm, right? Well, the third time was not a charm for Balaq. After making 7 more offerings **(point to 7 altars)**, Bil'am decided that was enough. He stood looking out at the Yisra'elites camped with all their tribes **(place Yisra'elite camp on board)**, and he said the words that we still repeat in our services to this very day: "How good are your tents, O Ya'aqob, your dwellings, O Yisra'el!" In Hebrew, this is called "Ma Tov." You can sing it with me if you know it. **(Play and sing Ma Tov with children.)**



# PARSHA POINTS

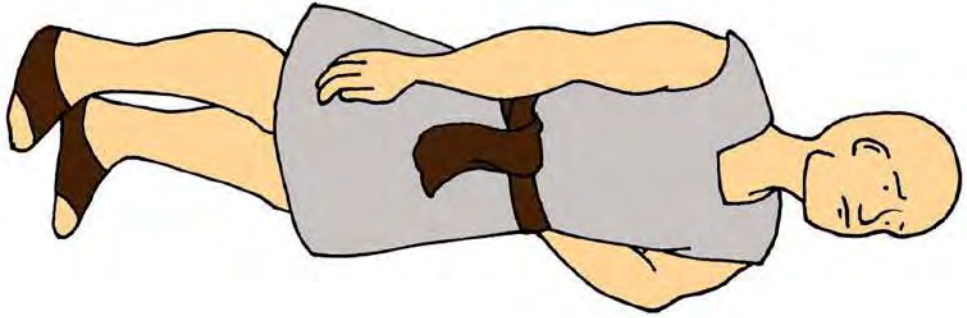

## LITTLE GEMS

Bil'am said lots of really good things about Yisra'el, then ended by saying, "Blessed is he who blesses you, and cursed is he who curses you." Now King Balaq was really mad, but Bil'am reminded him that he could not go beyond the word of Yahweh. Only whatever Yahweh spoke, he would speak. He foretold even more good things about the Yisra'elites, and when he was done, both the men left to go home.

I don't think the king was very happy with the way things turned out, do you? This is a very good lesson for us children to see that Yahweh will take care of us if we follow and obey Him.

Well children, we have come to the end of our story for today. We will see you next week for another exciting Little Gems story!






Bil'am




Bil'am on donkey






7 slaughter-places

First group of messengers






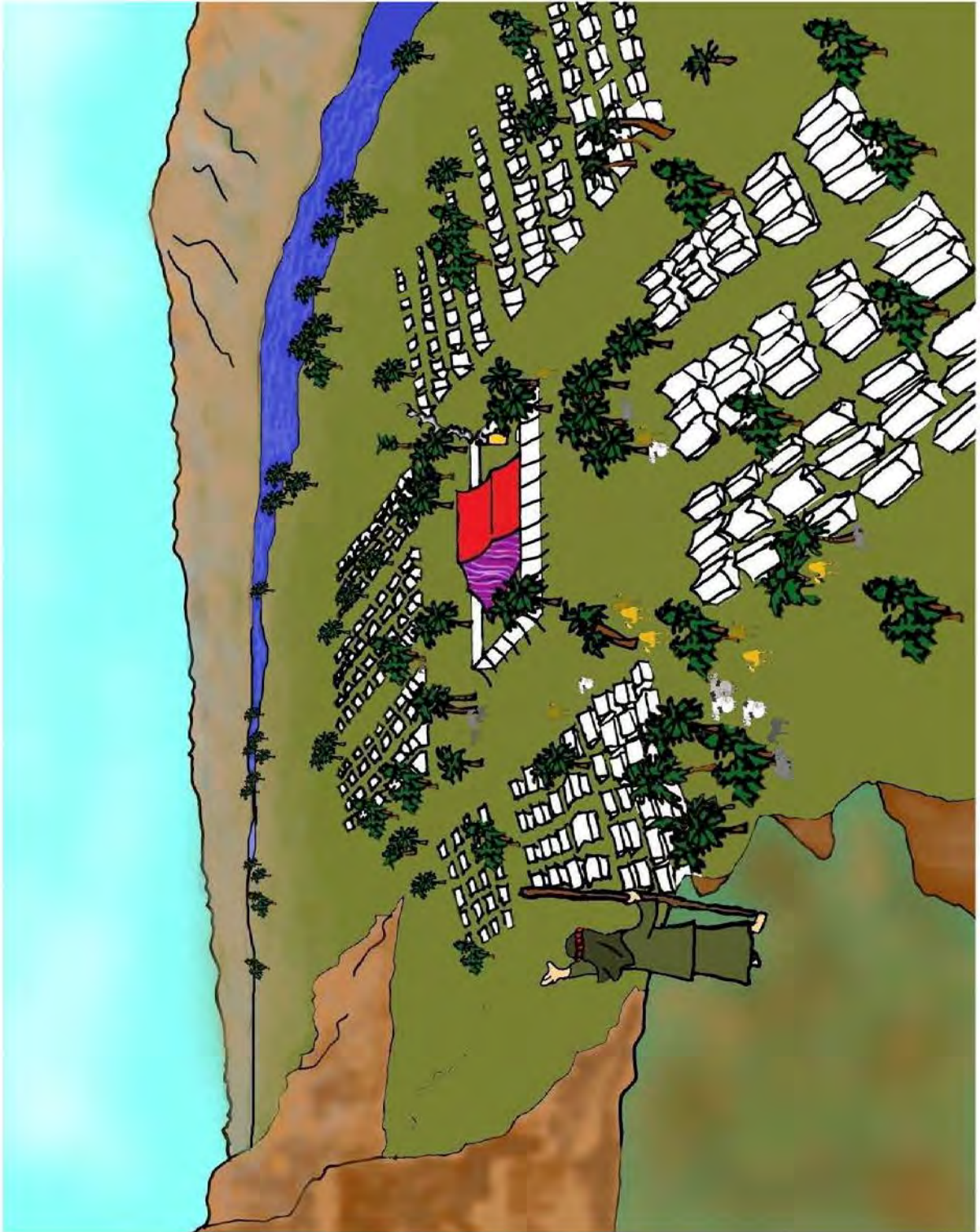
Messenger of Yahweh




Balaq



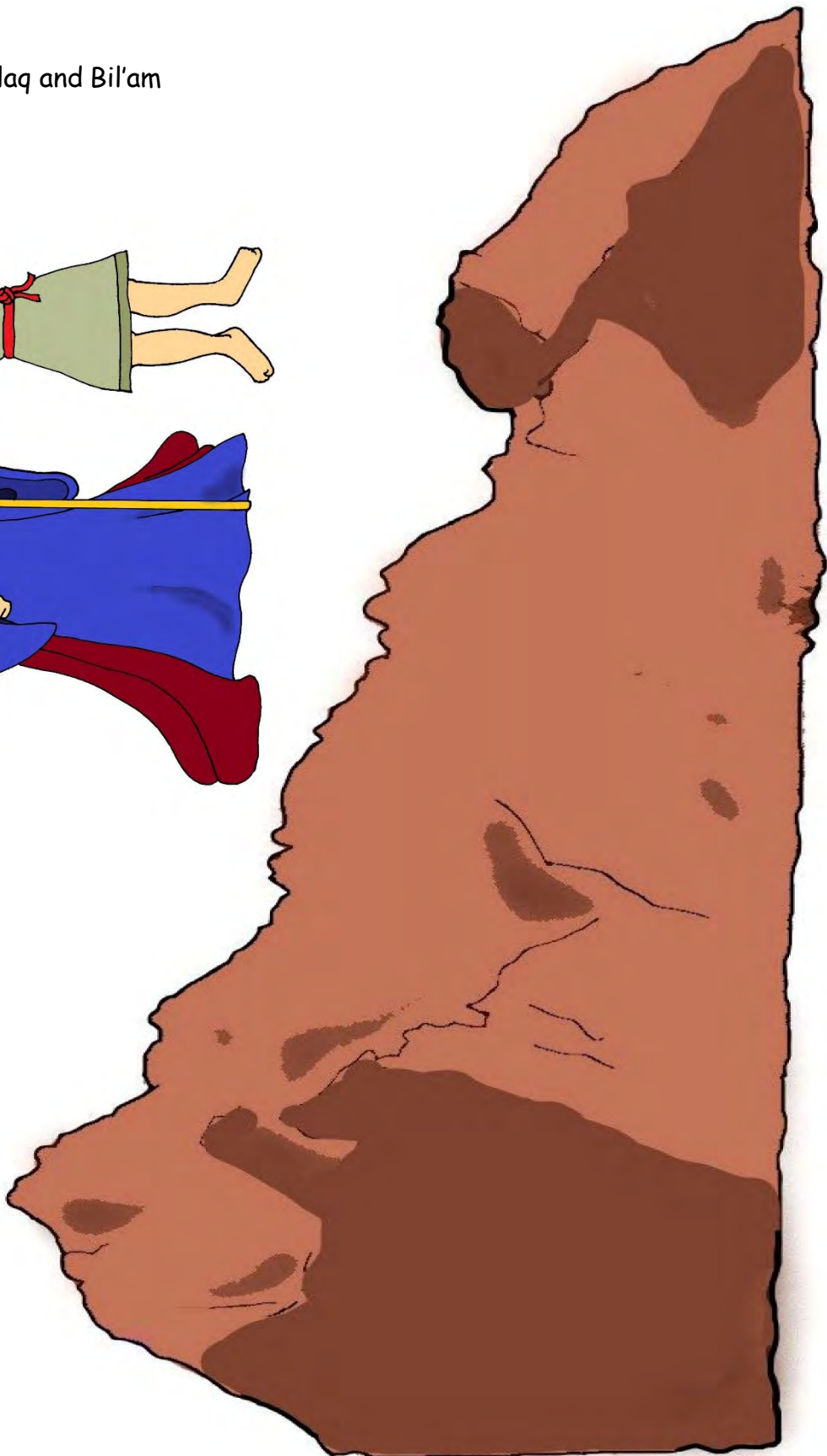
Yisra'elite camp



Smaller Balaq and Bil'am



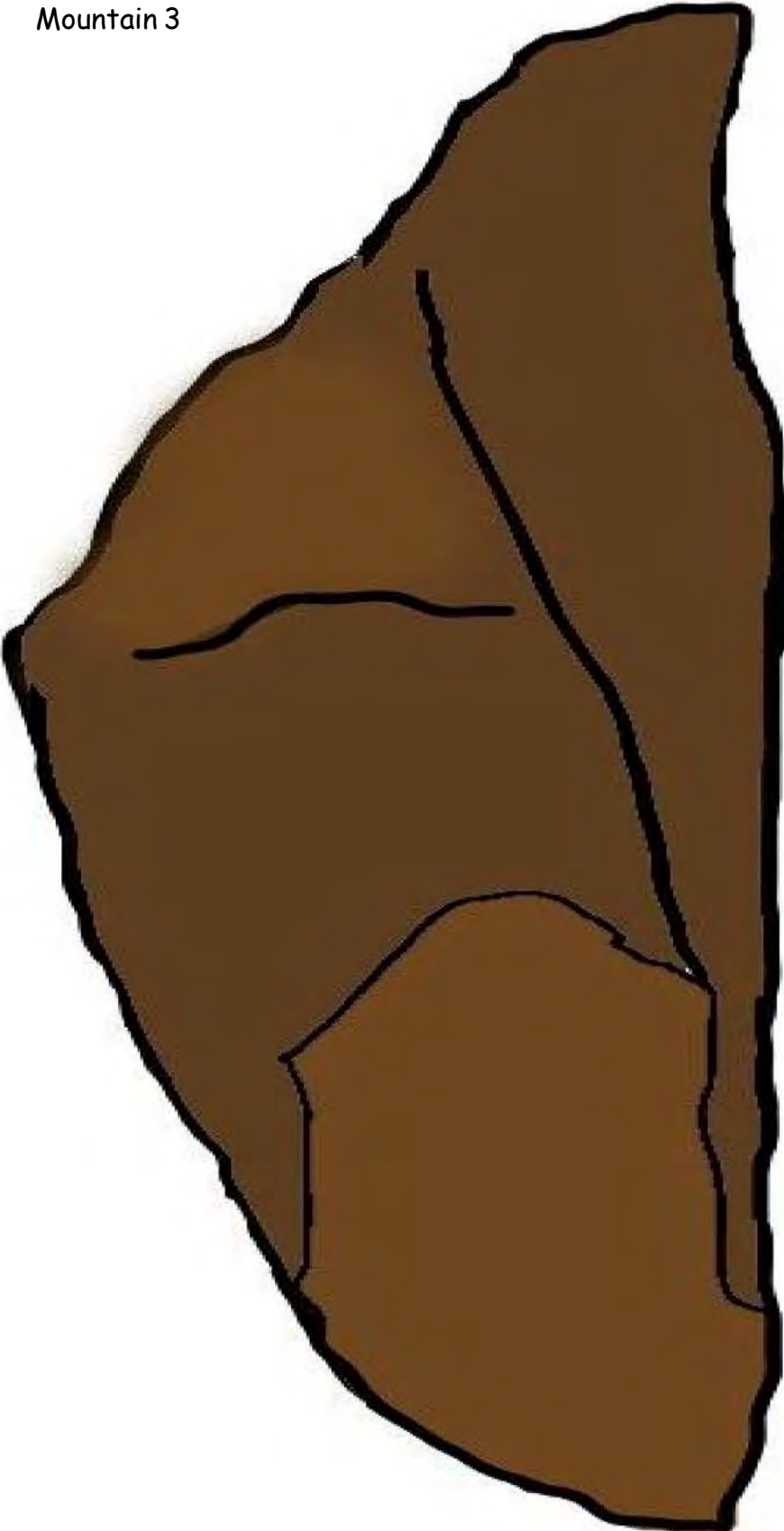
Mountain 1

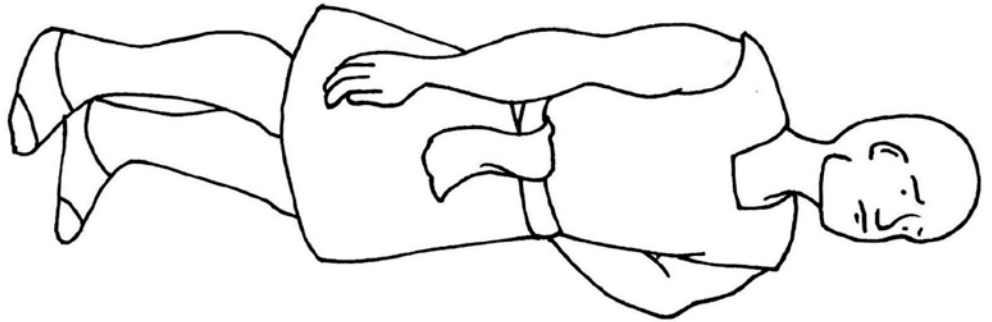
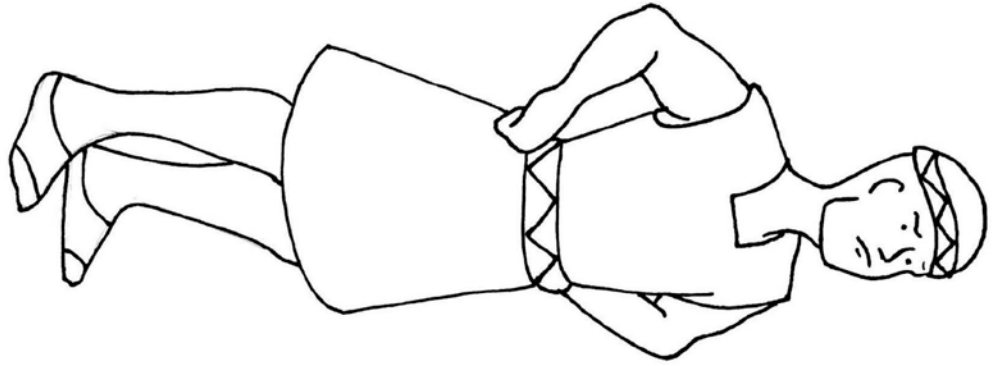


Mountain 2



Mountain 3




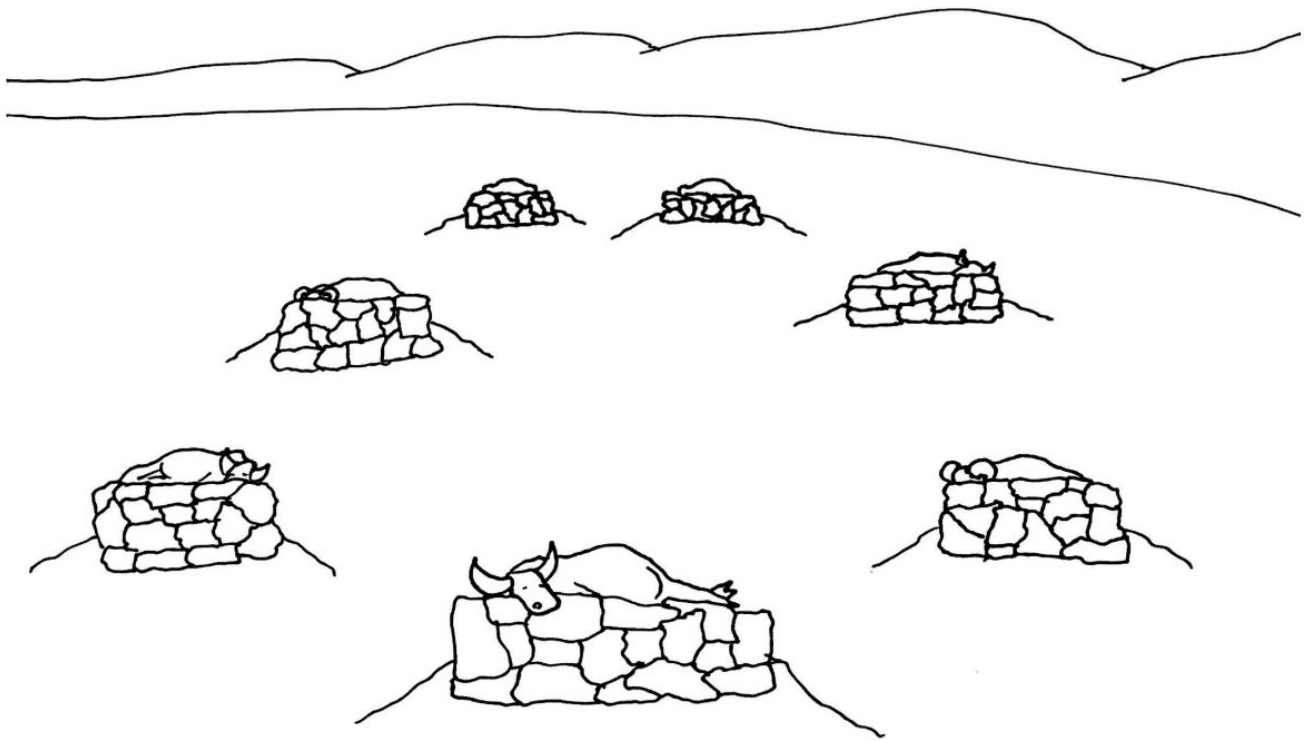


Bil'am




Bil'am on donkey



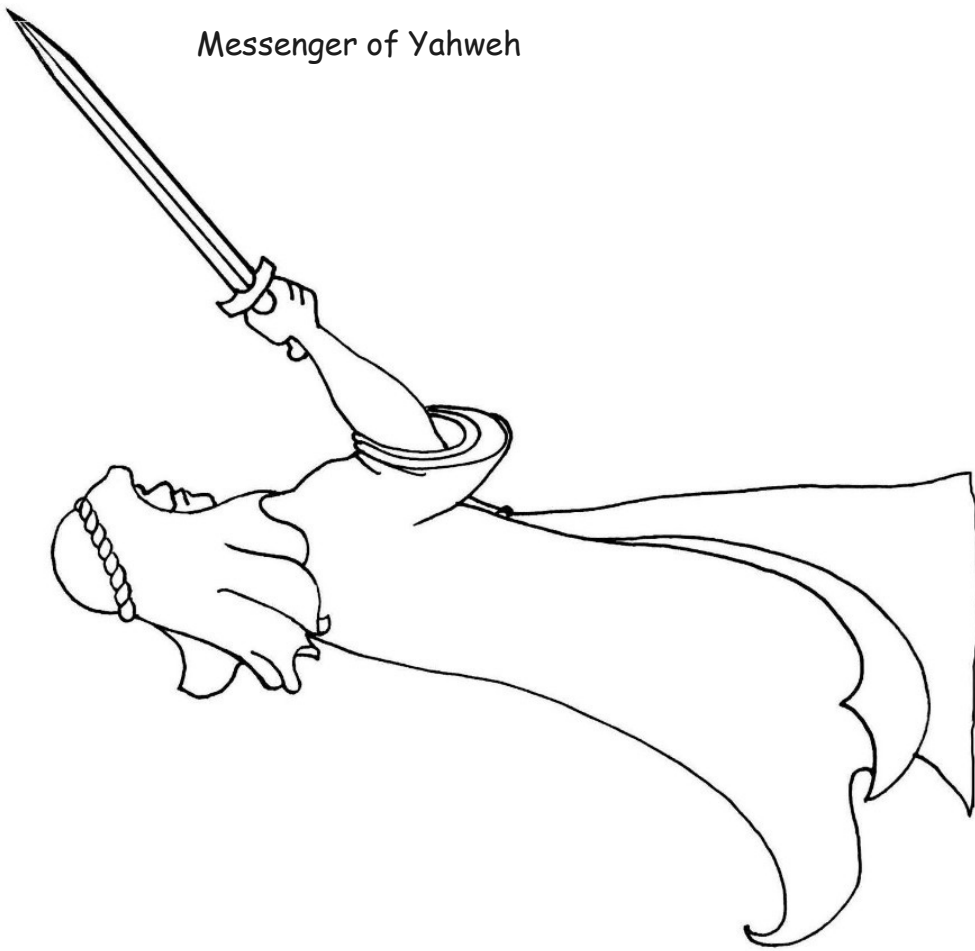


7 slaughter-places

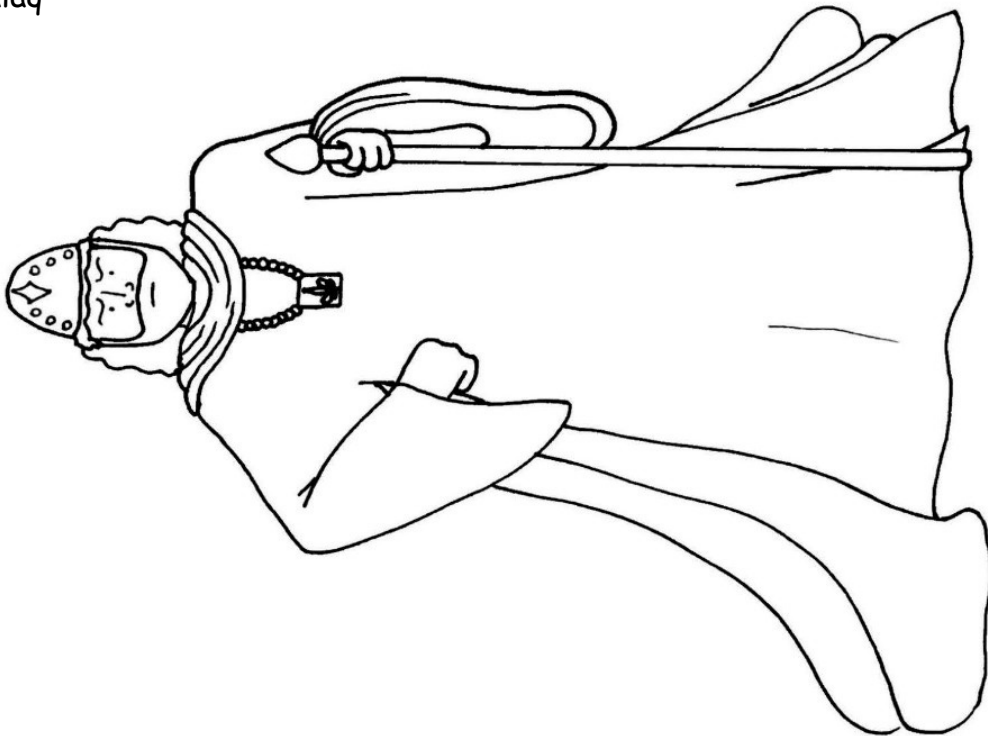
First group of messengers



Messenger of Yahweh

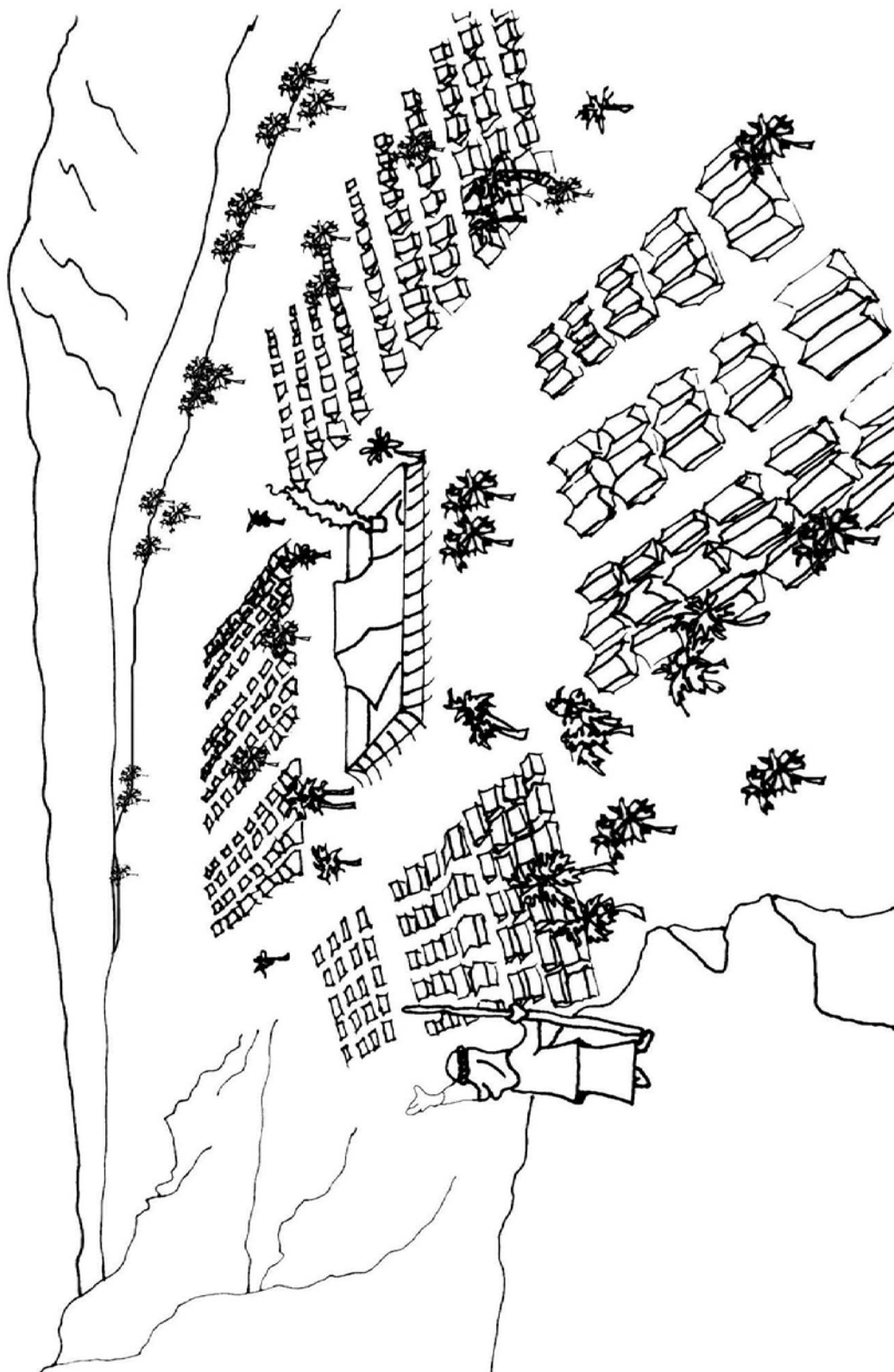


Balaq

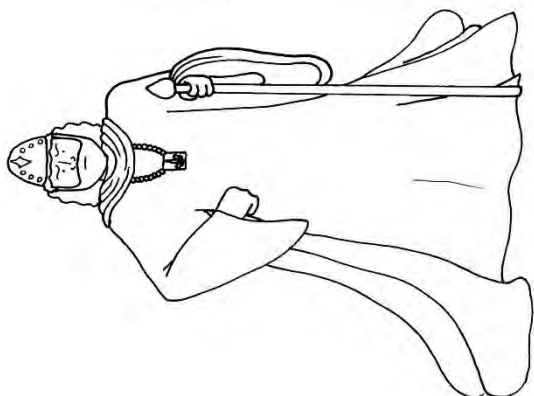
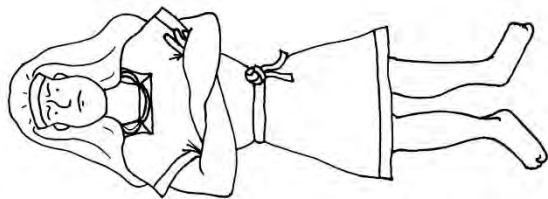




Yisra'elite camp




Smaller Balaq and Bil'am



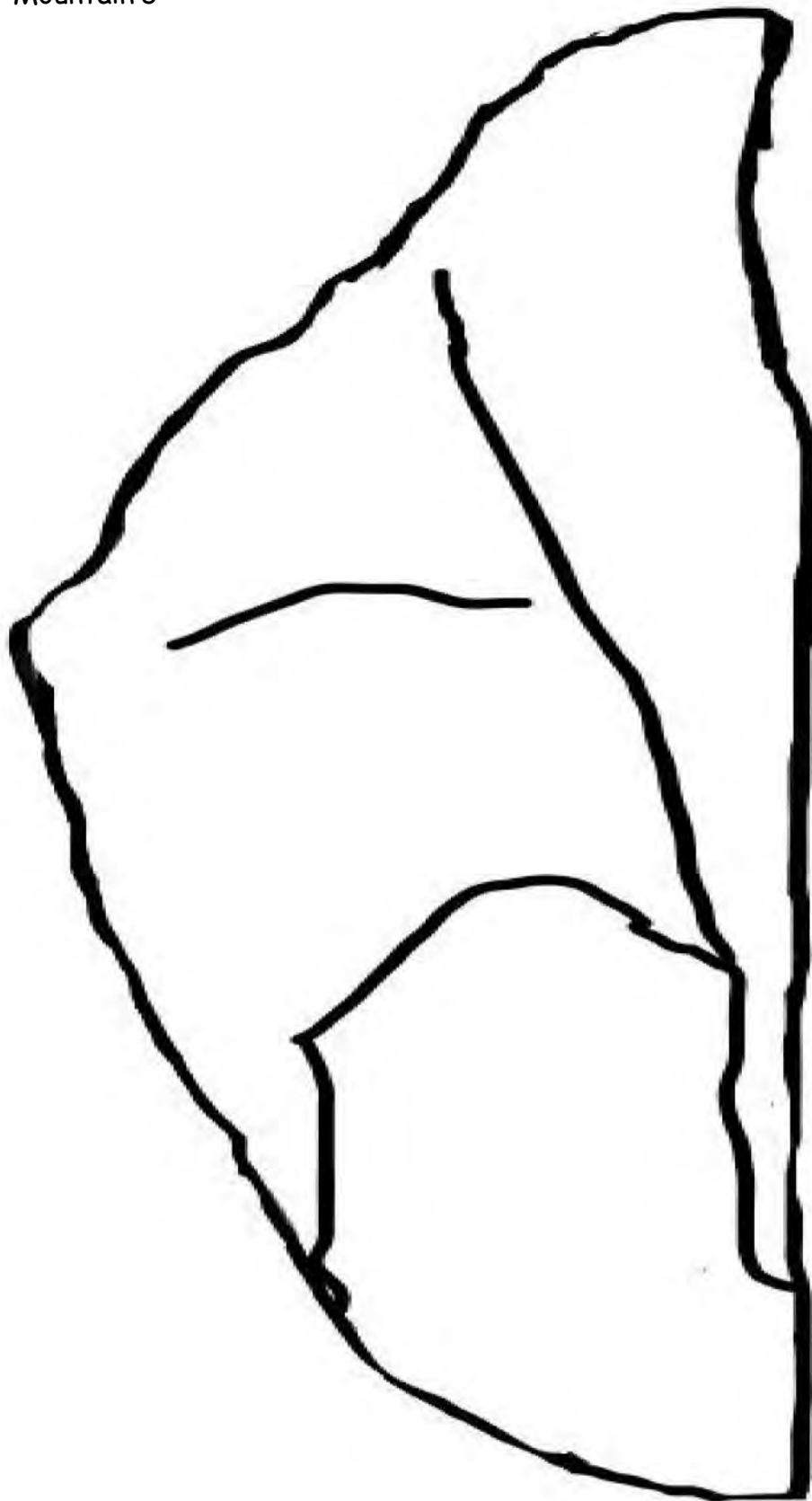
Mountain 1



Mountain 2



# Mountain 3




# COUNTING WHAT YOU GAINED

This next section is intended to be reinforcement of the lessons learned during this parsha. Choose the activities that best fit your child.

## STORING UP TREASURE IN MY HEART

The Katan A memory verse for this Torah portion is Numbers 24:5. If they have not already done so, begin to help them to memorize the verse. Be creative and try acting it out or putting it to music.



# STORING UP TREASURE IN MY HEART

Use this space to draw a picture of the verse(s) memorized.

Use this space to write out the verse(s) memorized.

---

---

---

---

---

---

---

---

---

---



# SEEKING TREASURE

Circle the correct choices.

1. What was the name of the king who became afraid of Yisra'el? (22:2)



Ahashwerosh



Nebukadnetstar




Dawid



Balaq


2. What animal did Bil'am ride on? (22:22)



donkey



camel



elephant



horse

3. What roadblock appeared that the donkey saw? (22:23)




lion



messenger



tiger



crocodile


4. How many altars did Balaq build? (23:1)




5. What type of animals were on each altar? (23:4)



lamb



bull



goat



ram



# WORD SEARCH

Search for the hidden words from this week's parsha.

## Balaq and Bil'am


B	A	L	A	Q	G	E
B	Q	R	Z	T	R	B
O	I	U	A	T	M	L
Q	G	L	P	T	W	E
X	V	E	A	P	S	S
O	C	C	Q	M	B	S
S	E	S	R	U	C	O

---

BALAQ  
BIL'AM  
BLESS  
CURSE  
STAR  
SCEPTRE







# PRECIOUS POSSESSIONS

## Craft Instructions

### Donkey Puppet

Numbers 22:28

#### Materials:

- Small sock (child size would work best) - brown, black or gray
- Hot glue
- Tacky glue
- Felt - pink or red (inside of mouth)
- Felt - color of your sock or close to it (for ears)
- Scraps of pink felt (inside of ears)
- Scraps of black felt (nostrils)
- Medium size googly eyes
- Small string of yarn
- Long pipe cleaner - to reinforce ears (1)
- Paint - gray, white or tan
- Paint brush
- Cup for water
- Cup for paint
- Piece of cardboard




#### Parent/Teacher Preparation:

The size of your donkey will depend on the size of your sock. There is no template for the parts as the pieces will depend on your sock size.

#### Instructions for the craft:

- Cut a slit on the toe of the sock at the toe line - should be about 2" deep. (P1)
- Open up the hole just made so that it creates an oval. (P2)
- Turn the sock down on a piece of pink felt with the oval opened. (P3)
- First, trace one side of the oval and then move the leg of the sock to that side and trace the other side. (P4)




- Join the lines to make the oval after taking the sock off. (P5)
- Cut the oval out.

# PRECIOUS POSSESSIONS

Craft - page 2:

## Instructions for the craft cont'd:

- Use the felt oval to trace an oval on to a piece of cardboard. (P6)
- Cut out the cardboard oval. (P6)
- Glue the felt oval to the cardboard oval. This will be the inside of the donkey's mouth. (P7)
- Bend the mouth in half with the felt on the inside and crease it so it will stay bent. (P7)
- Take the sock and pull the opening you made over the mouth. Glue it in place with the hot glue a little at a time. (P8)
- Take the paint and paint the nose of the donkey. Feel where the cardboard is and that will indicate where to stop painting. (P9)
- Paint about halfway on the bottom side and set it aside to dry.
- Cut (2) small ovals from the black felt for the nostrils. (P10)
- Cut some long ears from paper. Test the paper pieces to get the size you want the ears to be. (P11)
- Take the ear pattern piece and cut out (4) pieces from the felt being used for the ears.
- Cut a smaller set of ears from the pink felt. Trim the template for the ears and use it on the pink felt. (P12)
- Glue the pink sections in the center of each of the ear pieces. (P12)
- Take pipe cleaner and cut it in half. It may need to be shorter depending on the side of the ear. (P13)
- Bend it in half making a point at the bent section and place it in the center of one of the ear pieces without the pink felt. (P13)
- Sandwich the pipe cleaner in the ear sections and glue them together making (2) ears. (P13)
- Set ears aside.
- Take the long piece of yarn and cut a piece about 2" long and set aside.
- Wrap the long piece around three of your fingers. Take the 2" piece and tie the loops together that were made with the long string. (P14)



# PRECIOUS POSSESSIONS

## Craft - page 3:

### Instructions for the craft cont'd:

#### *Assembling donkey:*


- Check to make sure paint is dry.
- Glue nostrils in place on painted section of nose. (P15)
- Glue eyes in place lined up straight above nostrils. (P15)
- Glue the tied side of the string loops to the top of the head of the donkey. (P16)
- Glue an ear to each side of the head of the donkey with the pink facing forward. You may need to cut a small slit on each side to glue the ears inside them. (P17)

This puppet will enable you to play out the part of Bil'am's talking donkey.


P15

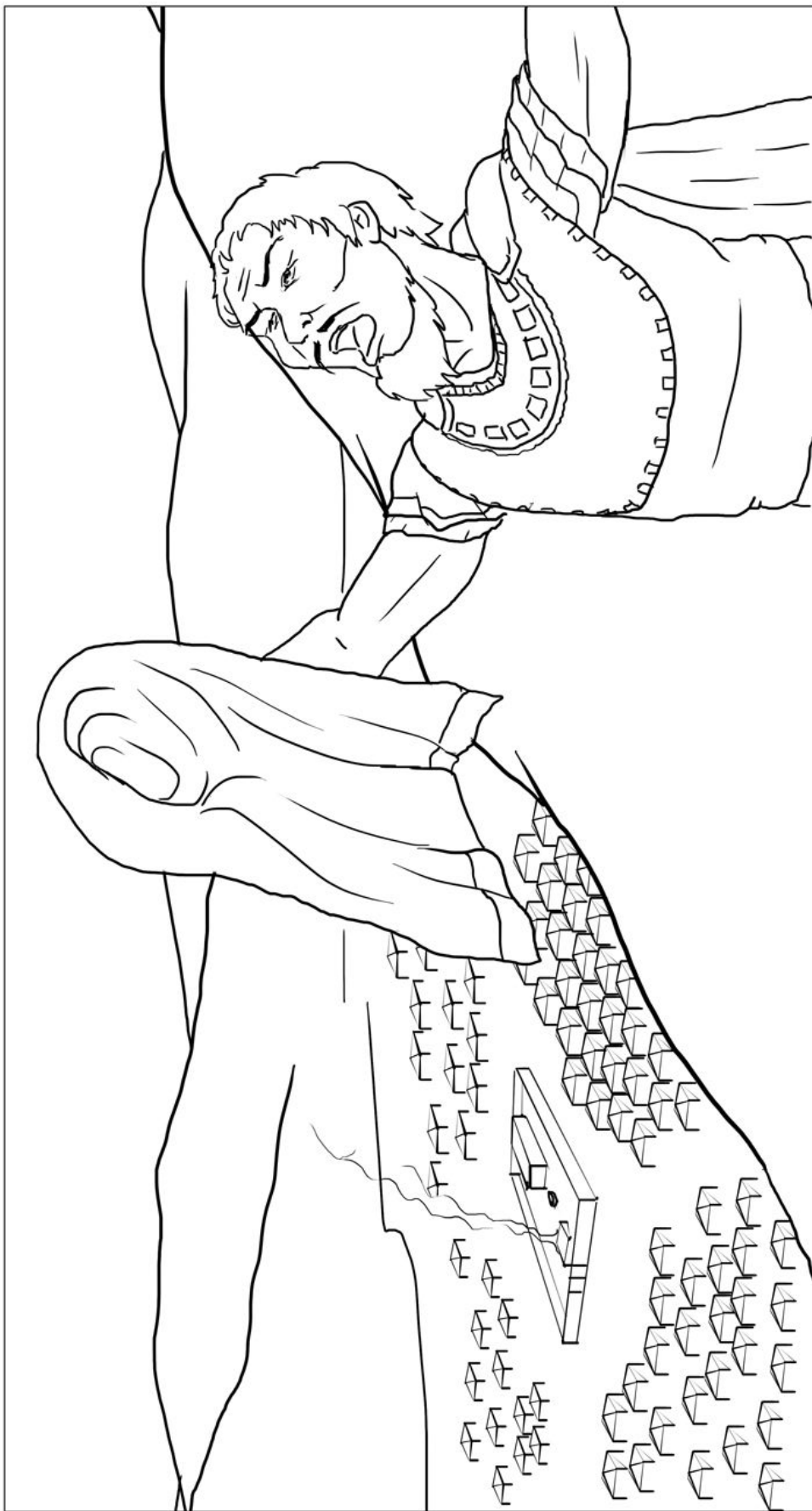


P16



P17





# SWEETNESS OF TORAH

## SWEET SOUNDS OF TORAH

### (SING PRAISES TO HIS NAME)

#### Ma Tovu

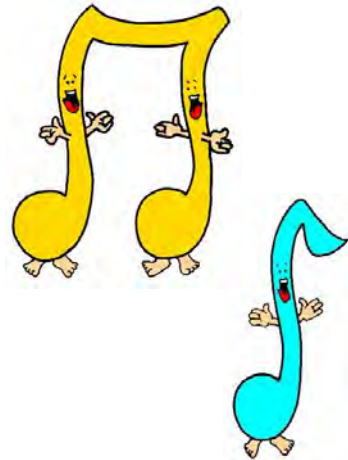
Ma Tovu  
O' Halecha Ya'aqob  
Mish'ke'no'techa, Yisra'el

How goodly are Thy tents O' Jacob  
Thy tabernacles Yisra'el

V'ani b'rov chas'decha  
Ah'vo vei'te'cha  
Esh'tach'aveh, El he'khal  
Kad'sh'cha b'yira'te'cha

And in Thy great compassion  
I will come into your house  
There I will bow  
There I will fear  
Thy holiness O' Yah  
O' Yah

Baruch haba b'shem Yahweh  
Who comes in the name of Yahweh



Here is the link for this song:

[https://www.podomatic.com/podcasts/steveberkson/episodes/2017-07-01T19\\_08\\_46-07\\_00](https://www.podomatic.com/podcasts/steveberkson/episodes/2017-07-01T19_08_46-07_00)



# SWEETNESS OF TORAH

## SWEET TASTE OF TORAH

This snack relates to this week's parsha. Please take these as suggestions and make necessary changes based on your individual dietary needs.

### Garden Cupcakes Numbers 24:6



#### Ingredients:

- Cake mix (of your choice)
- Frosting - green
- Edible flowers icing decorations

#### Instructions:

Make cupcakes according to the directions on the box. Using green frosting, frost the cupcakes. Decorate the cupcakes with the edible flowers. This snack represents the gardens that Bil'am saw in his vision when he blessed Yisra'el.

# NEXT WEEK'S TREASURE HUNT

Next week's Torah portion

Pinchas  
Numbers 25:10 - 30:1

## Suggested reading schedule

Monday:	Num. 25:10-18	The zeal of Pinehas (Pinchas)
Tuesday:	Num. 26:1 - 27:11	A new census; The daughters of Tselophad
Wednesday:	Num. 27:12-23	Yehoshua appointed Mosheh's successor
Thursday:	Num. 28	Daily, Sabbath and New Moon Offerings; Offerings for Spring Festivals
Friday:	Num. 29:1 - 30:1	Offerings for Fall Festivals

## Next week's memory verse

Katan A: Numbers 26:2

