

# PARSHA PEARLS.



"Mouth of a Serpent"

# Pinchas

Numbers 25:10 - 30:1

In this edition:  
Numbers 26; 27:1-11 (Land Inheritance)  
Katan A



# TABLE OF CONTENTS

Parsha Pearls is a comprehensive resource that allows for complete customization by the parent. We understand that if you were to strive to accomplish all aspects of each lesson in one day it would be unrealistic and also overload for the child. It is our intention that this be used 'a la carte' so that it suits your specific needs. Our site caters to printing only the pieces you choose.

This page will provide quick links to get to the portion of the document for which you are looking. When you hover over the title a finger will appear. Click on it and you will be taken directly to that page.

We also have an Introduction document on our website that explains each section in detail. (<https://ymtoi.org/wp-content/uploads/2020/03/Introduction-3-28-20.pdf>)

As always, feel free to email us at [parshapearls@mtoi.org](mailto:parshapearls@mtoi.org).

Title	Page #
• Parsha Points (the main lesson)	
➤ <a href="#">Little Gems</a> (story for younger children)	3
➤ <a href="#">Little Gems Story Characters</a>	5
• Counting What You Gained (worksheets)	
➤ <a href="#">Storing Up Treasure In My Heart</a> (memory verse)	21
➤ <a href="#">Seeking Treasure</a> (questions from the parsha)	23
➤ <a href="#">Word Search</a>	24
➤ <a href="#">Maze</a>	25
• Precious Possessions (arts and crafts)	
➤ <a href="#">Craft Instructions</a>	26
➤ <a href="#">Coloring Page</a>	30
• Sweetness of Torah	
➤ <a href="#">Sweet Sounds of Torah</a> (song corresponding to the parsha)	31
➤ <a href="#">Sweet Taste of Torah</a> (snack corresponding to the parsha)	32
• <a href="#">Next Week's Treasure Hunt</a> (looking ahead to next week's parsha)	36



# PARSHA POINTS

## LITTLE GEMS

### Parent/Teacher Preparation:

Please see the instructions for the Little Gems story on the YMTOI website. We recommend that you print out the characters and familiarize yourself with each story so that you can implement the visual representations of your choice (felt, laminated or stand-ups) at the appropriate time.

## Land Inheritance

Shalom children! Welcome back to another Little Gems story. Today, we are going to hear about another census that was taken of the Yisra'elite people. Do you remember what a census is? It is when all the people belonging to a certain group get counted. This census was in order to number all the men who were at least 20 years old and ready to serve in Yisra'el's army. They were counted by their fathers' households. Let's look and see how their numbers changed since the last census.

**(Place each tribe with their banner on the board as you read.)**

- The tribe of Re'uben had 43,730. Now they had fewer people than they had at the last census.
- The tribe of Shim'on had 22,200. That was a lot fewer people than they had before.
- The tribe of Gad had 40,500, which was also fewer than before.
- The tribe of Yehudah had 76,500, which was more people than before.
- The tribe of Yissaskar had 64,300, which was also more people than before.
- The tribe of Zebulun had 60,500, which was more people than before.
- The tribe of Menashsheh, which was part of Yoseph, had 52,700. Again, this was more people than before.
- The tribe of Ephrayim, which was also part of Yoseph, had 32,500. This tribe was now smaller than before.
- The tribe of Binyamin had 45,600, which was more than before.
- The tribe of Dan had 64,400, which was more than before.
- The tribe of Asher had 53,400, which was also more than before.
- And the tribe of Naphtali had 45,400, which was fewer than before.

There was a total of 601,730 men who were registered in the census. That's a lot of people! But remember, just like last time, this was not nearly the number all the Yisra'elites! They counted only the men who were old enough to serve in the army.



# PARSHA POINTS

## LITTLE GEMS




After they had finished counting the people, Yahweh told Mosheh how each tribe would receive land to live on when they got into Kena'an. **(Place map of the land on board.)** The larger tribes would get larger pieces of land, and the smaller tribes would get smaller pieces of land. The land would be divided randomly for both the big and small tribes. The sons of Lewi would not be getting any land, because Yahweh had a different job for them. So the Lewite boys who were at least 1 month old were counted separately. There were 23,000 of them, which was more than at the last census. **(Place tribe of Lewi on board.)**

The only people who were still alive since the last census were Kaleb and Yehoshua. **(Place Kaleb and Yehoshua on board.)** The rest of the people who were counted this time were part of a new, younger group. Everyone else from the old group had died in the wilderness. One of those men who had died with the old group was named Tselophhad, from the tribe of Menashsheh. He left 5 living daughters, named Mahlah, No'ah, Hoglah, Milkah, and Tirtsah. **(Place daughters on board.)**

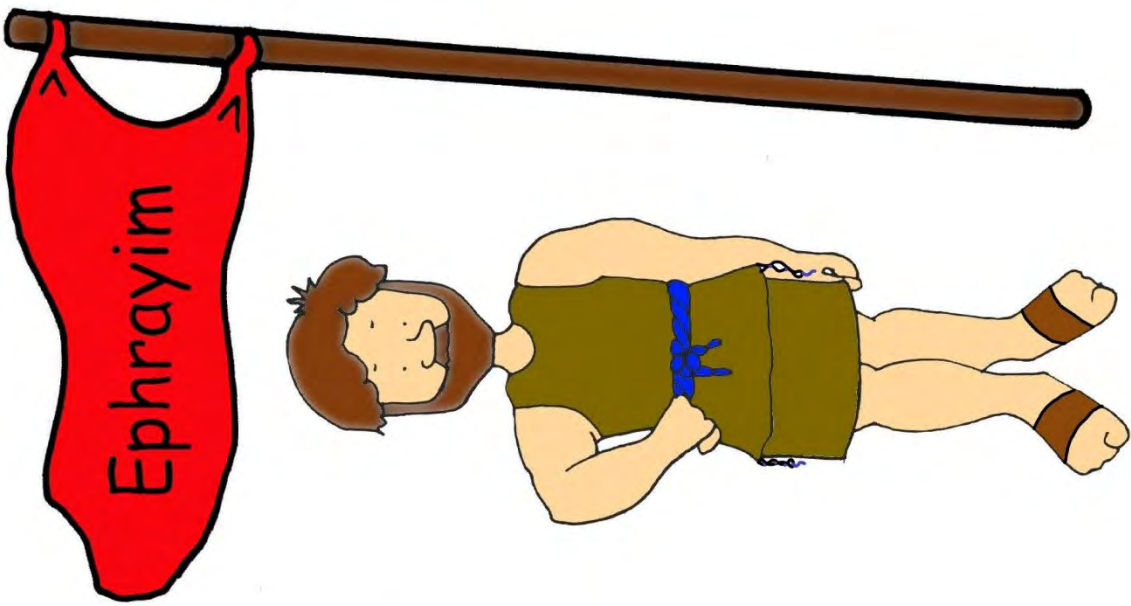


Now, Tselophhad had not had any sons. And back then, when a man would die, his land and all that he owned would be given to his sons. This is called an inheritance. These days, inheritances can be given to both sons and daughters, but that's not the way it was done in ancient times. So, because Tselophhad's daughters had no brother to inherit their father's possessions, they went to Mosheh, El'azar, and the other leaders, and asked if the inheritance could be given to them. **(Place Mosheh and El'azar on board.)**

Mosheh didn't have the answer, so he went and asked Yahweh about their question. Yahweh said yes, the daughters could have an inheritance, just like a son would. **(Place order of inheritance scene on board and point to each person as they are mentioned.)** Yahweh said that from then on, if a man had no son, the inheritance would go to his daughter. I'm so glad that Yahweh was watching out for the daughters! But what if a man had no children of his own? Yahweh said that the inheritance would then go to his brothers. And if he had no brothers, it would go to his father's brothers. If the father had no brothers, then the inheritance would be given to his closest relative in the clan. This way, there would always be someone in the clan who could receive a person's inheritance.

Well children, we have come to the end of our story for today. We will see you next week for another exciting Little Gems story!



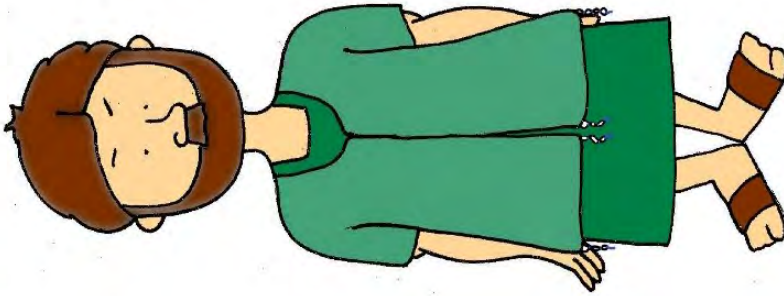




Re'uben






Naphtali




Menashsheh





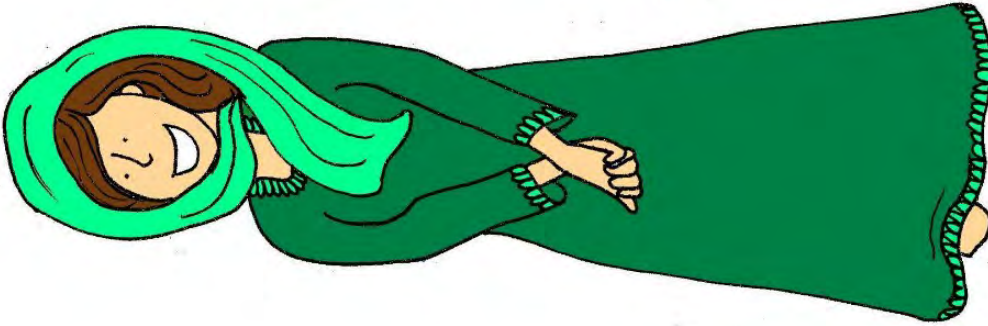







Land inheritance scene






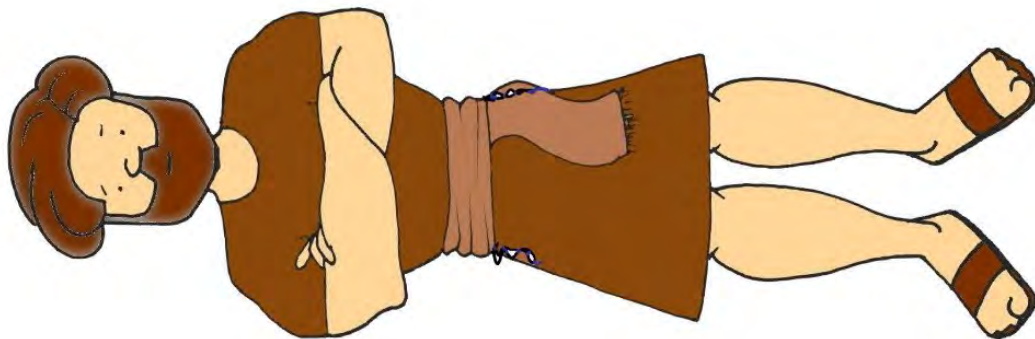




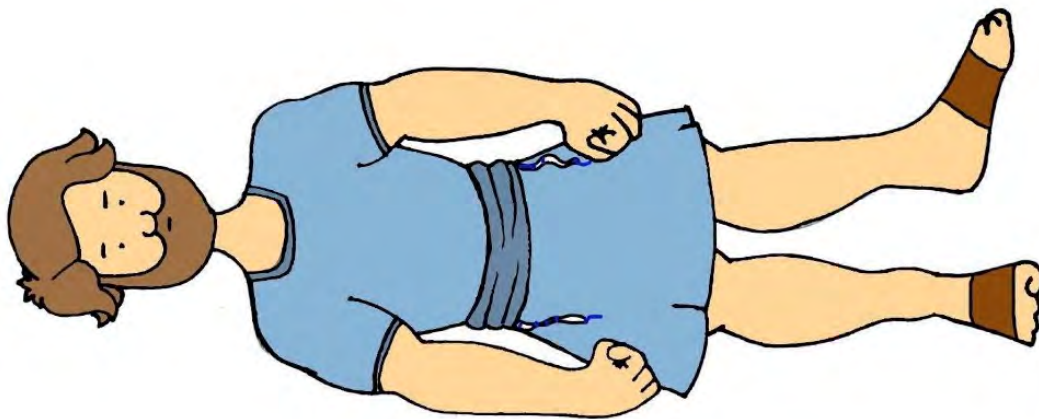
Mosheh



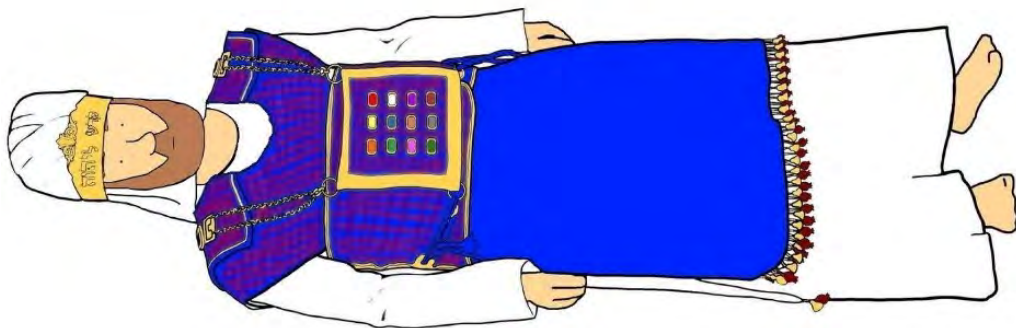
Yehoshua



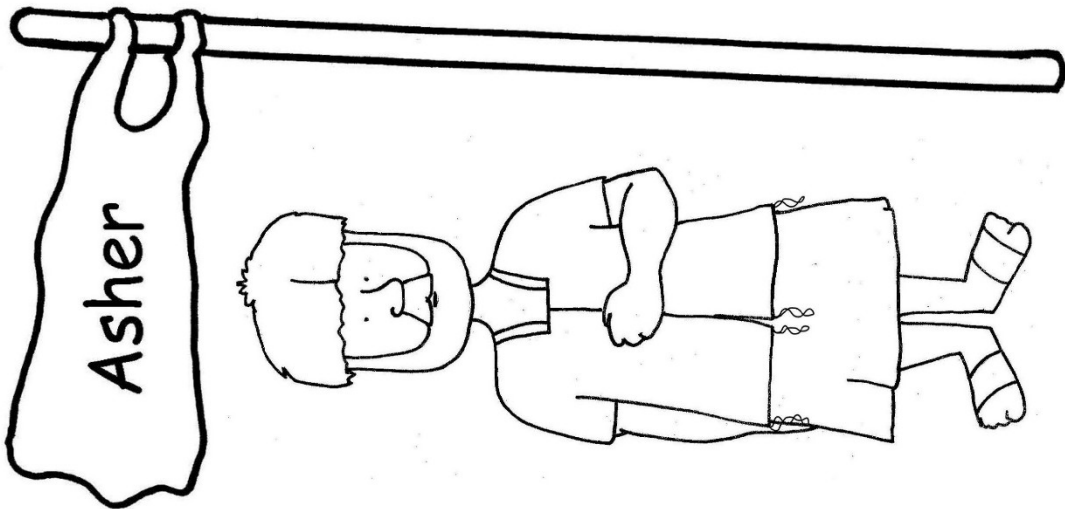
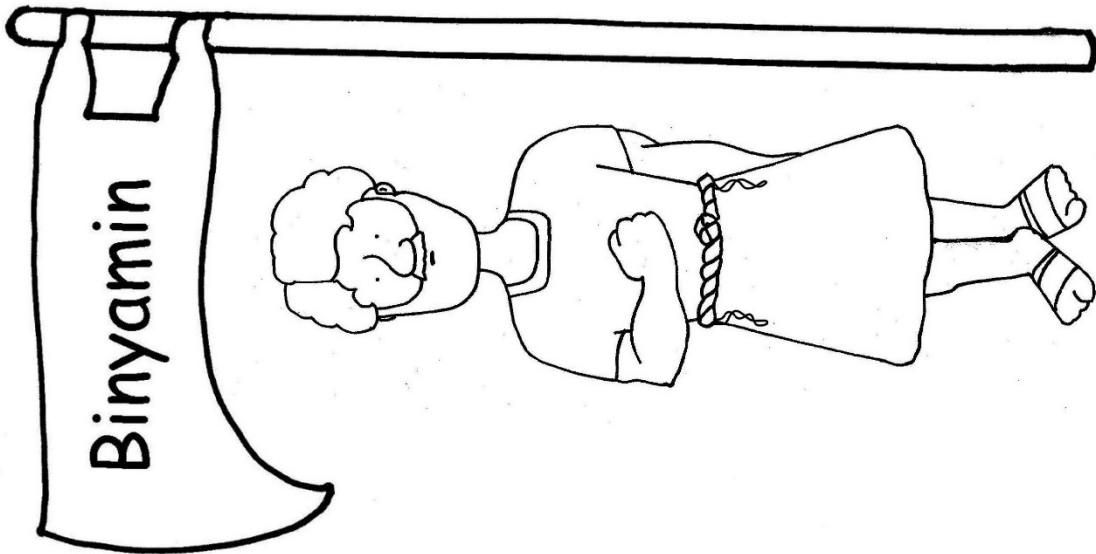
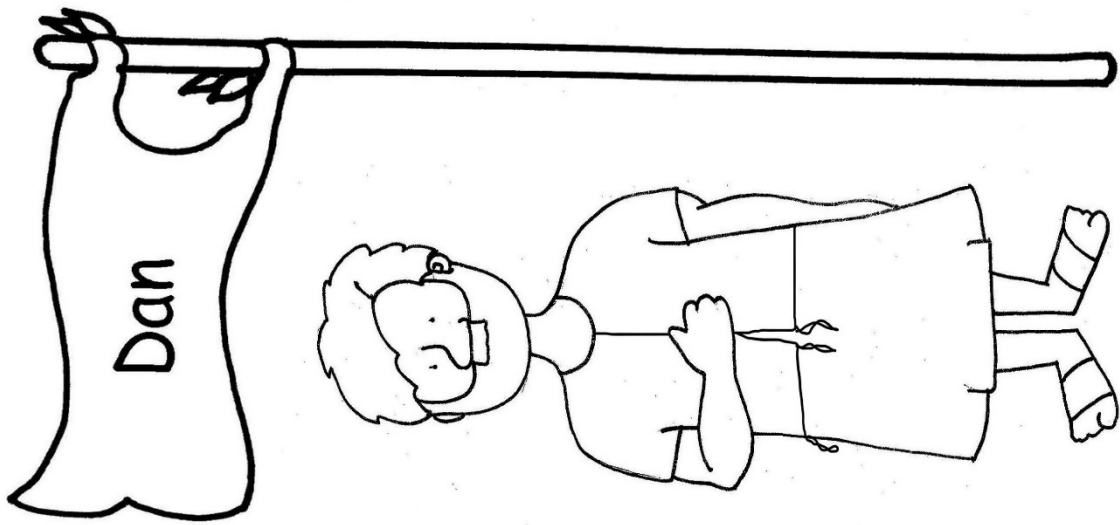
Kaleb

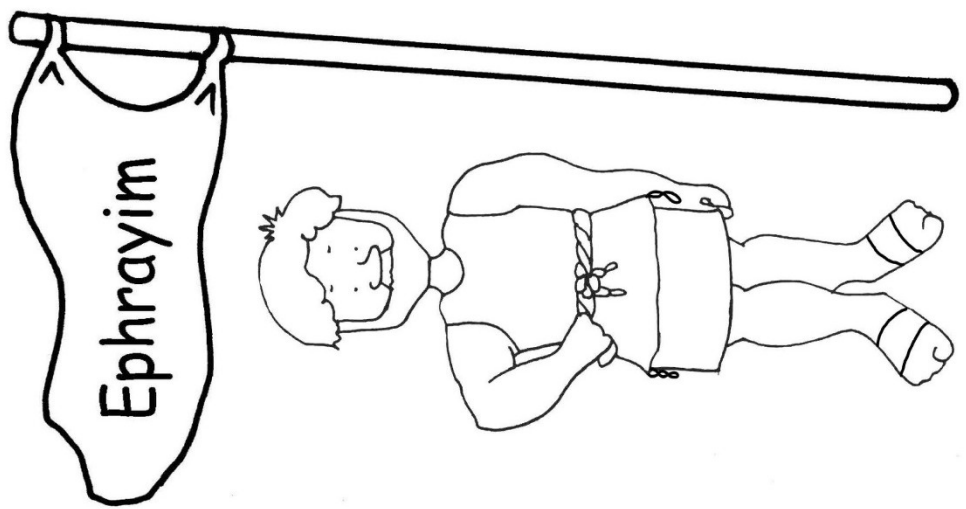
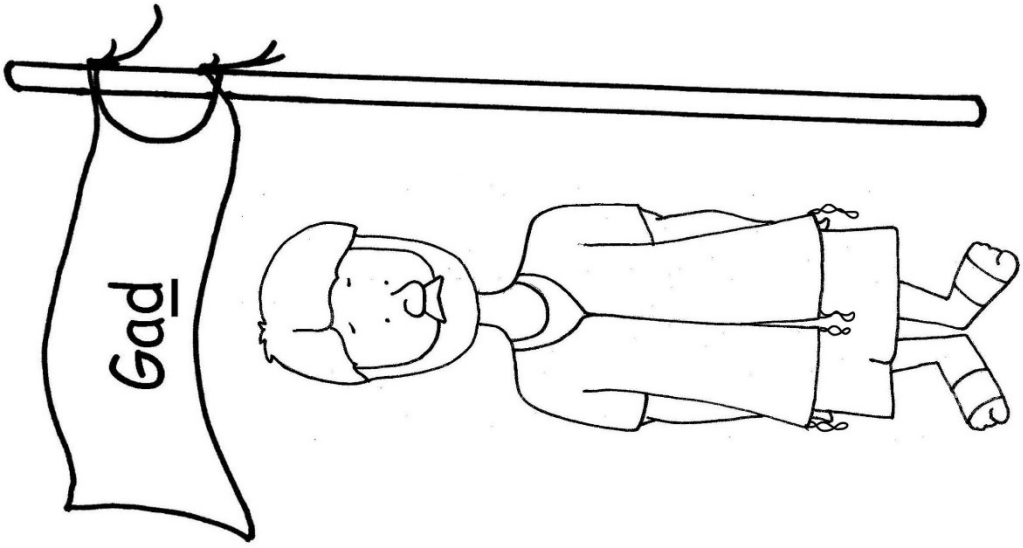
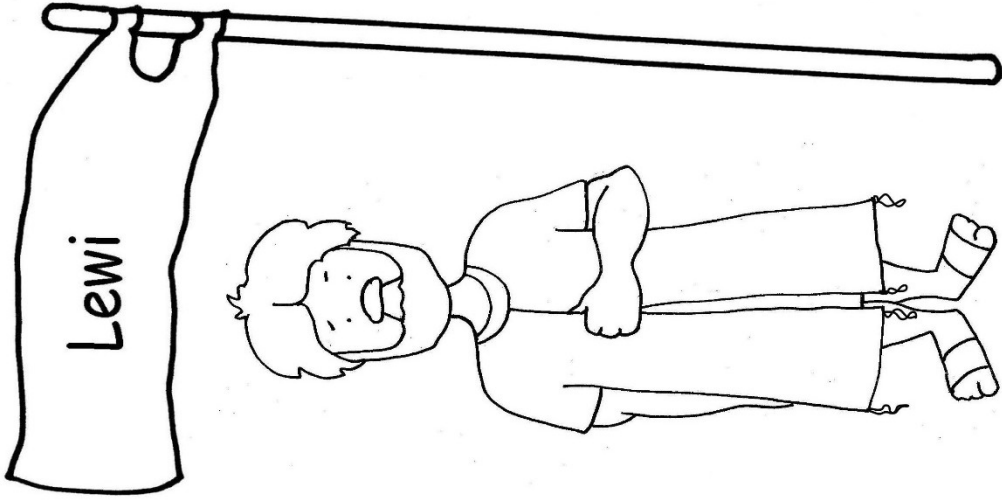


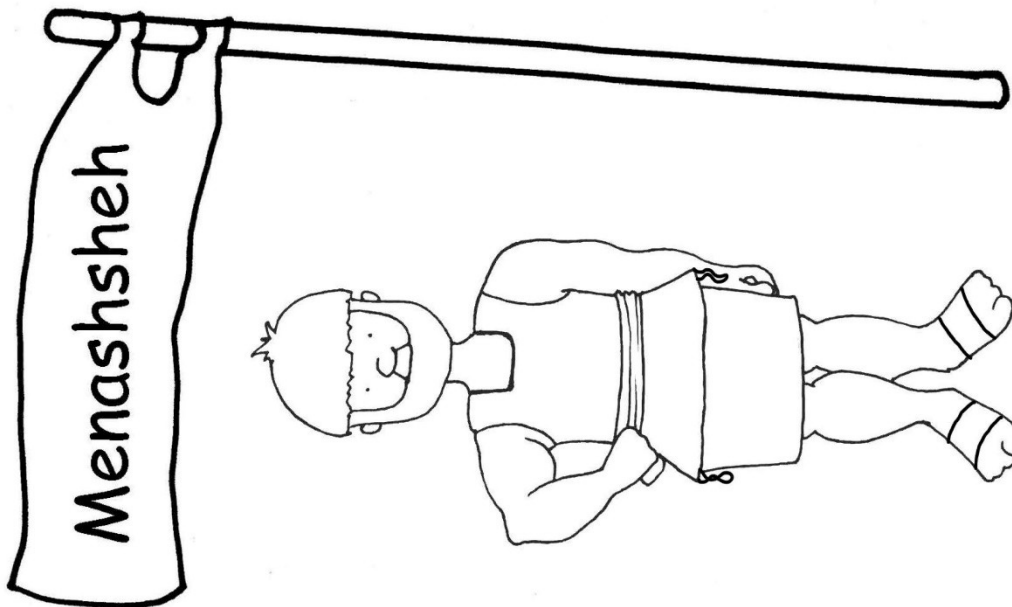
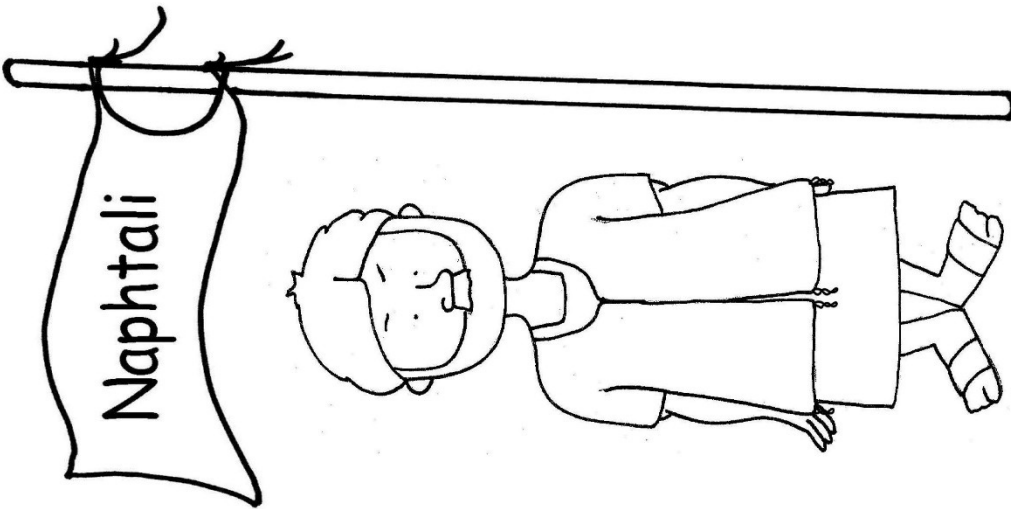

El'azar

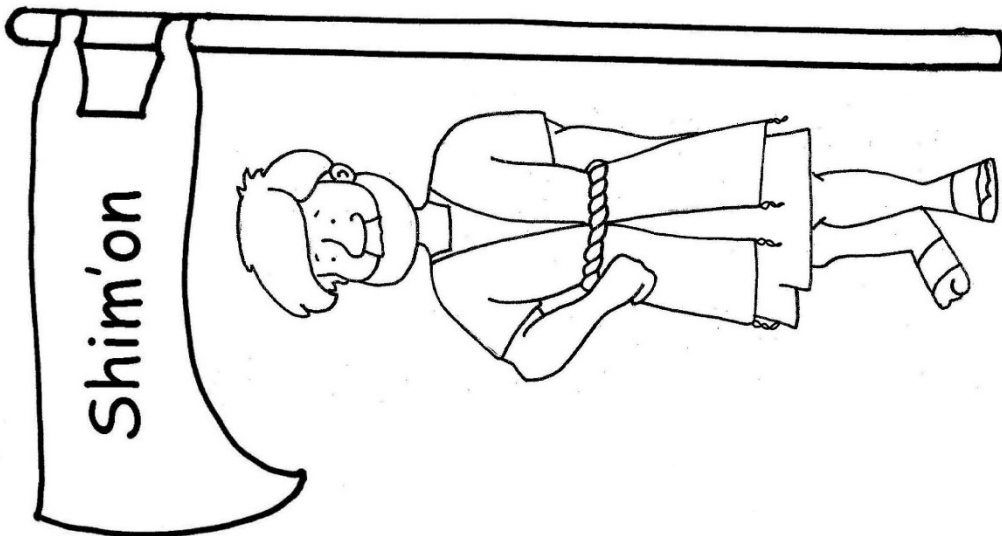
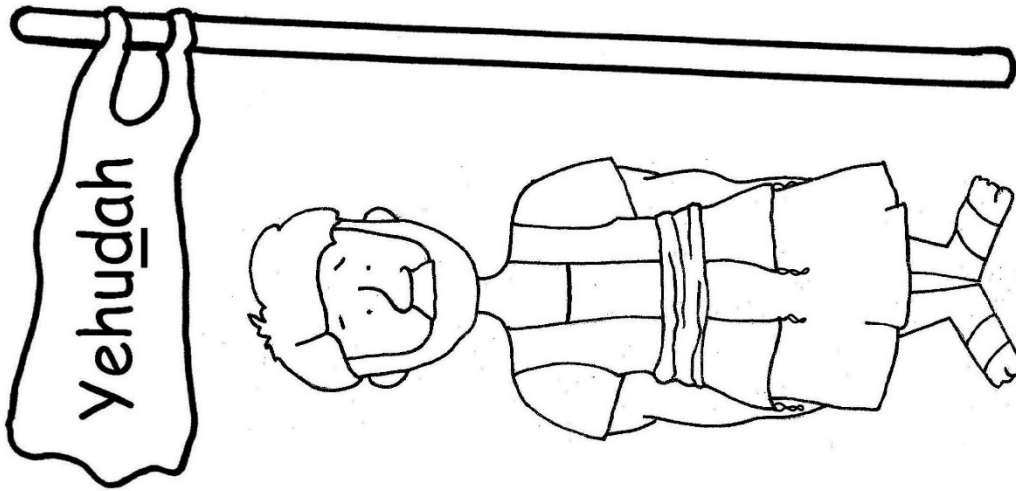
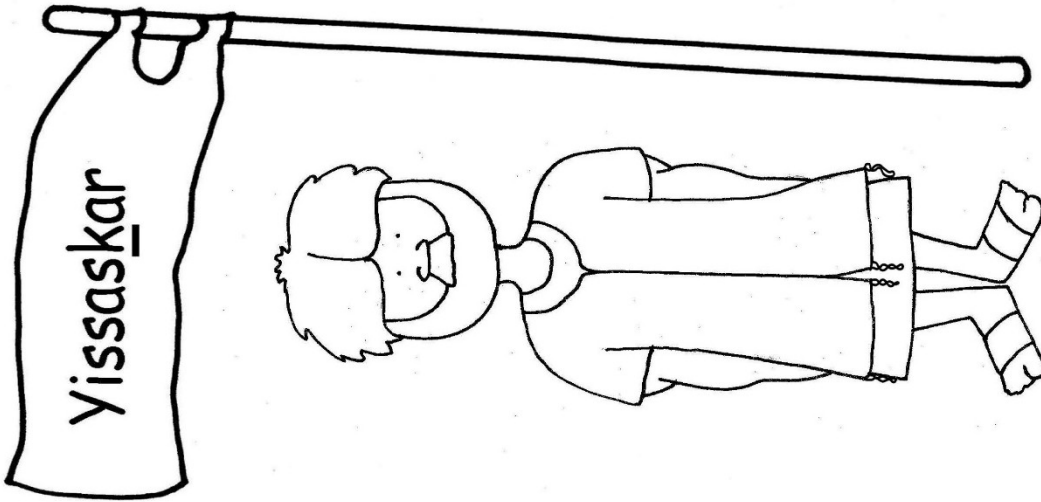




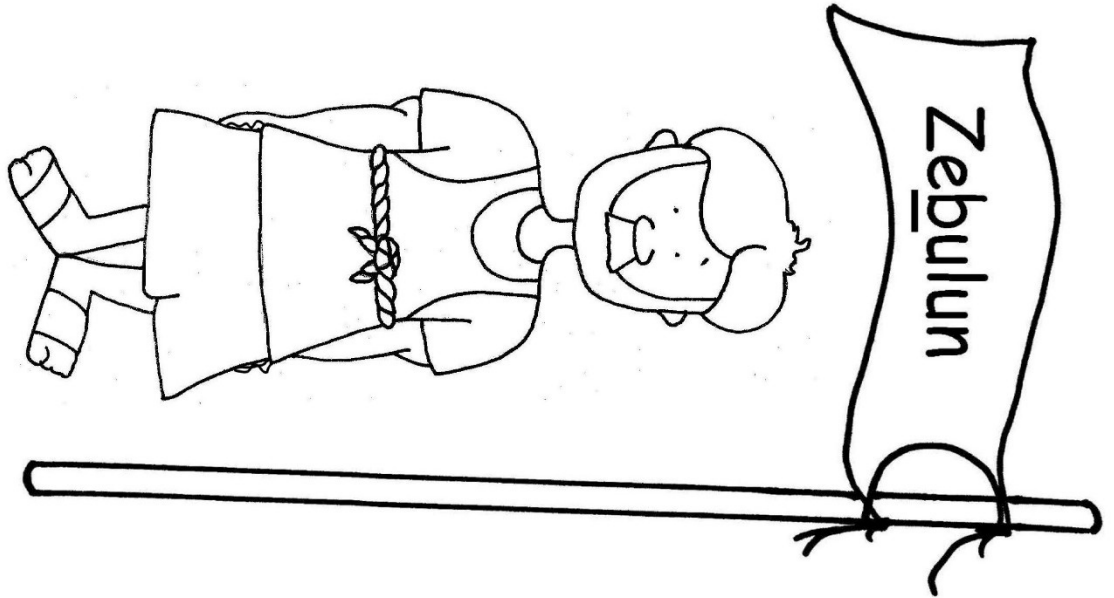






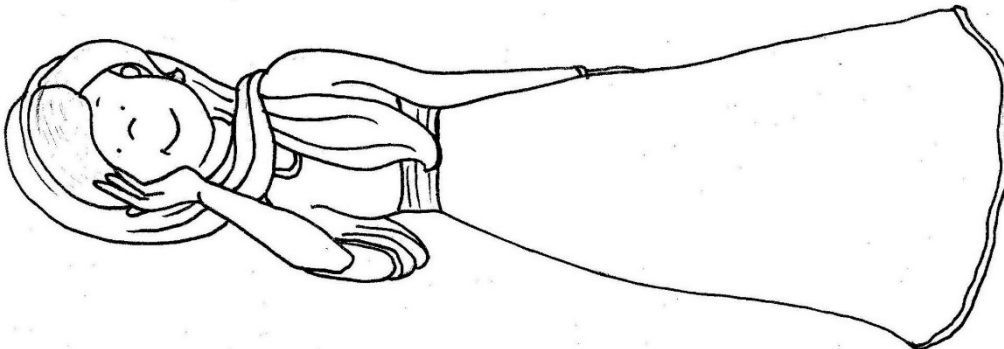
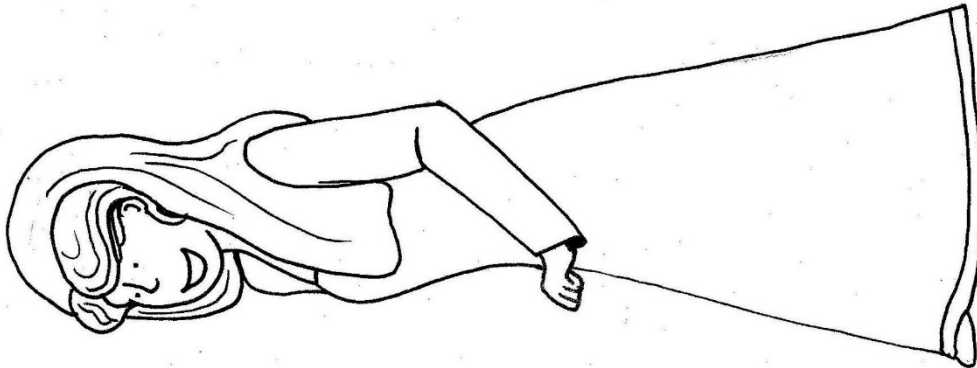
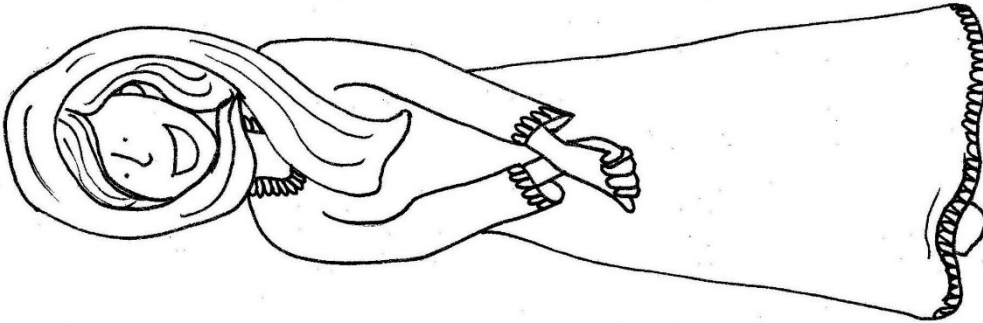
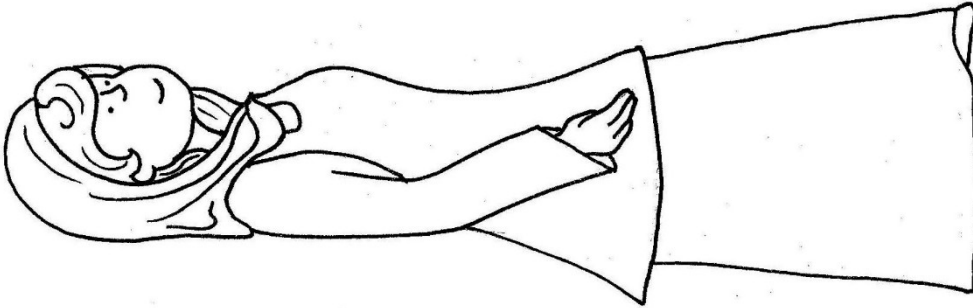
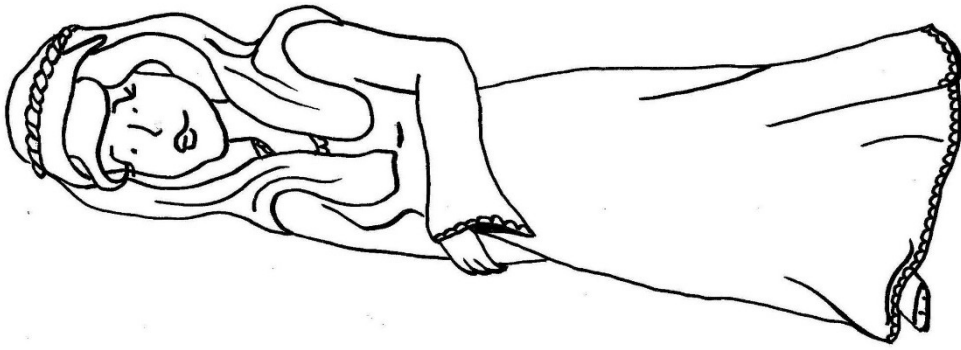






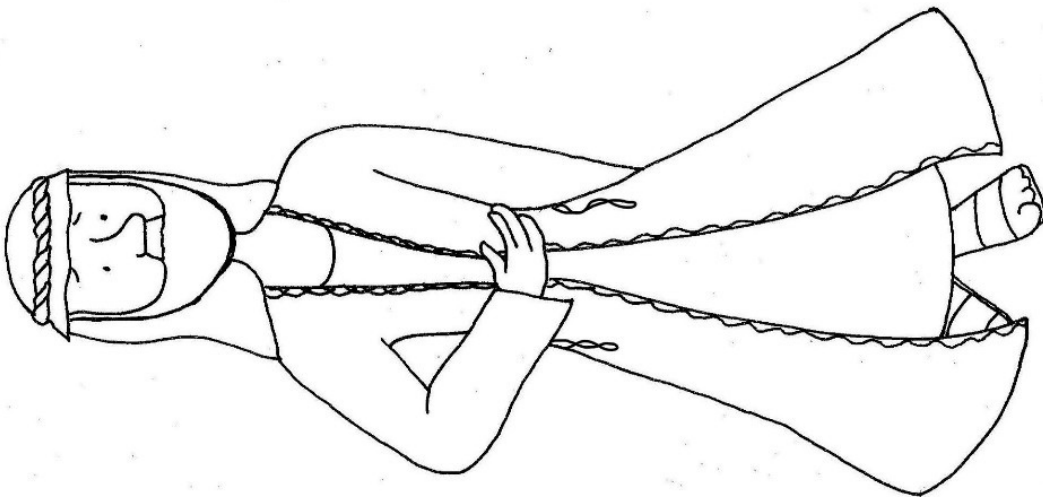
Land inheritance scene



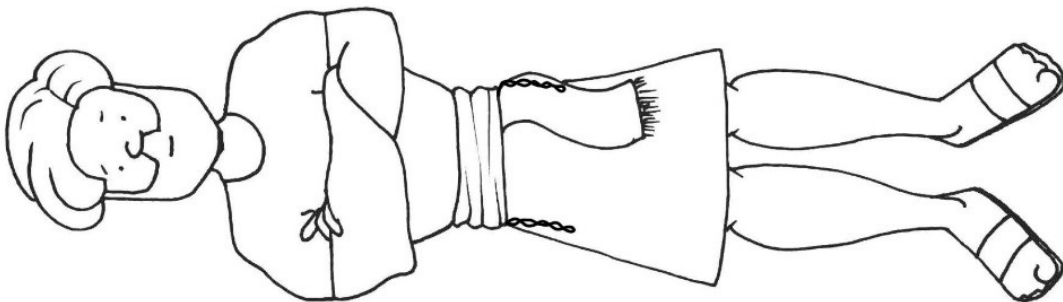




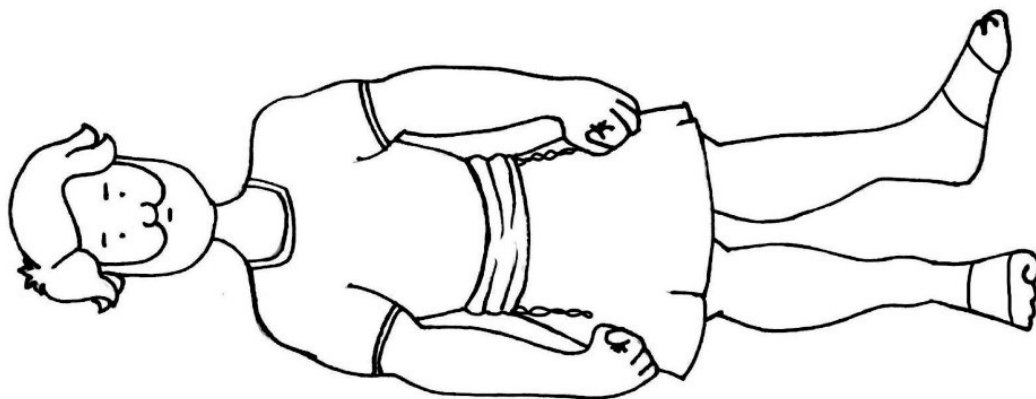
Mosheh



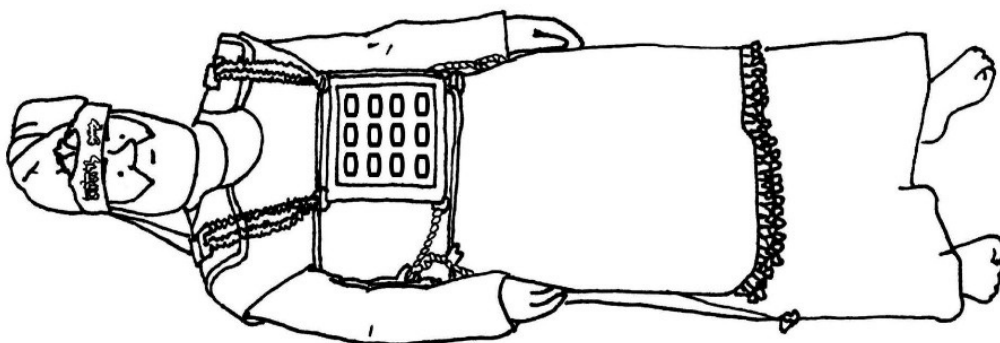
Yehoshua



Kaleb



El'azar





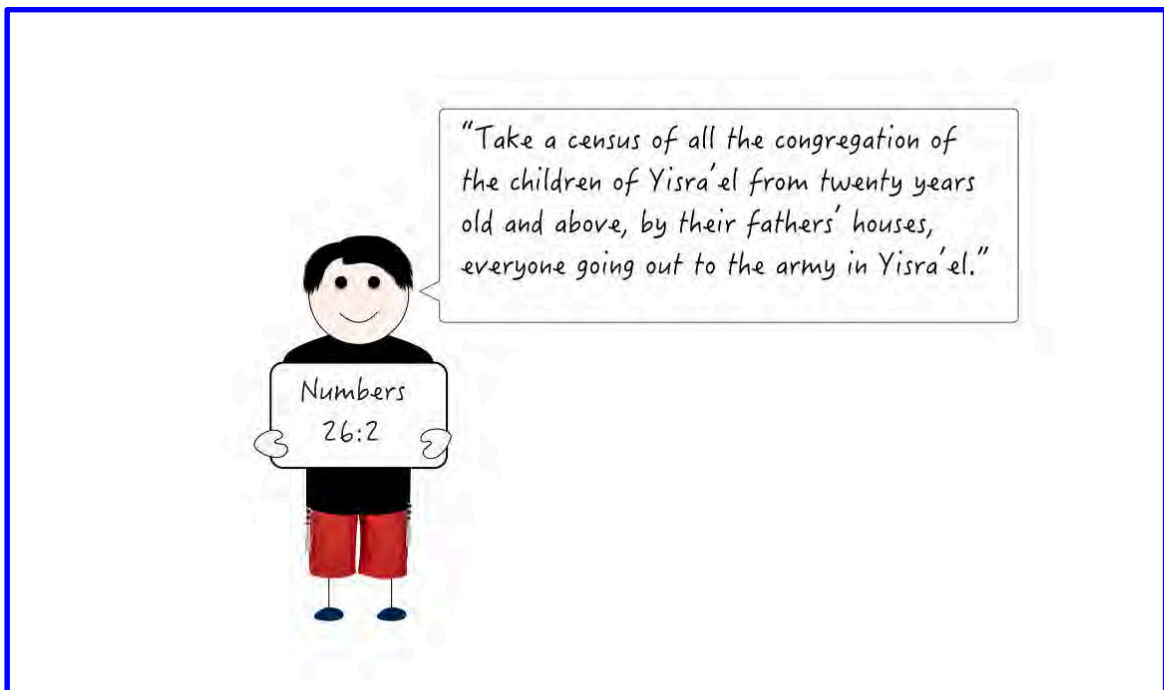
# COUNTING WHAT YOU GAINED

This next section is intended to be reinforcement of the lessons learned during this parsha. Choose the activities that best fit your child.

---

## STORING UP TREASURE IN MY HEART

The Katan A memory verse for this Torah portion is Numbers 26:2. If they have not already done so, begin to help them to memorize the verse. Be creative and try acting it out or putting it to music.



# STORING UP TREASURE IN MY HEART

Use this space to draw a picture of the verse(s) memorized.

Use this space to write out the verse(s) memorized.

---

---

---

---

---

---

---

---

---

---



# SEEKING TREASURE

Circle the correct choices.

1. How many daughters did Tselophhad have? (26:33)



2. When a man dies who does the inheritance go to first? (27:8)



son



daughter



brother



uncle

3. If a man dies and has no sons, who gets the inheritance? (27:8)



son



daughter



brother



uncle

4. If a man dies and has no sons or daughters, who gets his inheritance? (27:9)



son



daughter



brother



uncle

5. If a man dies and has no sons, daughters or brothers, who gets his inheritance? (27:9)



son



daughter



brother



uncle



# WORD SEARCH

Search for the hidden words from this week's parsha.

## Inheritance

L	B	F	T	B	E	L
L	B	O	R	D	G	L
A	L	L	I	N	R	A
M	G	V	B	A	A	M
S	I	O	E	L	L	S
D	F	I	S	B	W	D
L	B	F	T	B	E	L

LAND

LOT

TRIBES

DIVIDE


LARGE

SMALL





# MAZE



# PRECIOUS POSSESSIONS

## Craft Instructions

Inheritance line

Nesting dolls

Numbers 27:6-11

### Materials:

- Card stock or light - white or color of choice
- Coloring pencils, crayons or markers
- Glue stick or white glue
- Brads (5)
- Scissors
- Various items to decorate your dolls (glitter, dimensional paint, sequins, ribbon, etc.)
- Craft Templates: A & B

### Parent/Teacher Preparation:


- Print Templates A & B on card stock.

### Instructions for the craft:

- Color the items on Templates A & B.
- Cut out the dolls and faces on Template A. (P2)
- Glue the face to the corresponding body. (P2)
- Glue the cups with no tabs on the right, left and bottom edges to the corresponding cup with tabs along the side and bottom only. This will create a pocket for each doll to nest in the larger doll. (P3)
- Line up the tabs on the sides of the body to their corresponding cup. (P3)
- Poke a hole through the tabs to attach with a brad later. Do this one piece at a time. (P4)
  - First poke a hole to the 'son' doll top, then line up the largest cup and use the hole you just poked for a guide to poke the next hole. (P4)
  - Follow the pattern until all the tabs have holes. Make sure to twist the scissor so that the brad will move easier later.



P1




P2



P3



P4



# PRECIOUS POSSESSIONS

Craft - page 2:

## Instructions for the craft cont'd:

- Add embellishments to decorate the dolls, if desired. (P5)
  - If using dimensional paint or anything else that needs drying, then wait for everything to dry before putting the dolls together.
- Once dried, push the brad through the hole in each set so that the tops and bottoms are attached. (P6)
- Open the brad to hold them all together. (P6)

This is a visual representation of how Yahweh wanted the inheritance of property to be passed down when a man died.


As the top of each doll is moved out of the way remind them the order the inheritance was to be given: (P7, P8)

- First the son(s)
- If no son, then the daughter(s)
- If no daughter, then a brother
- If no brother, then his uncle
- If no uncle, then it went to the nearest relative

P5



P6




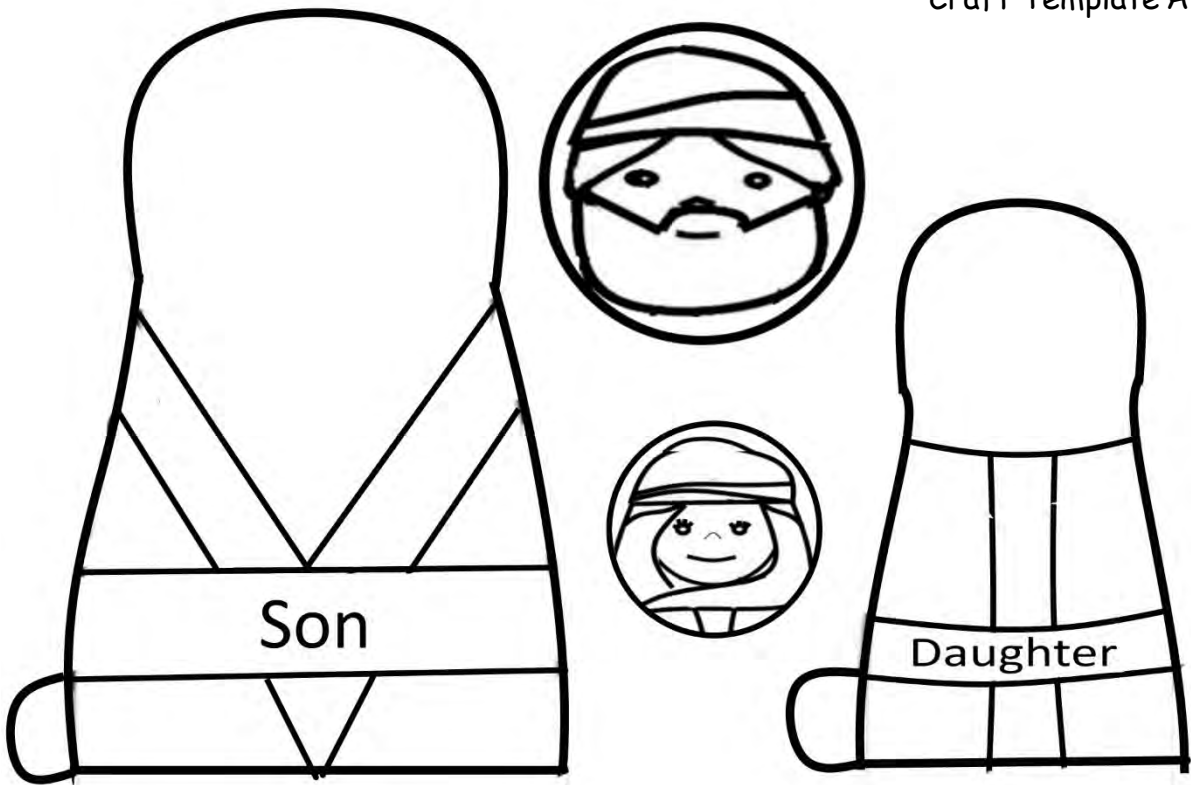
P7



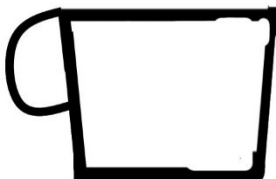

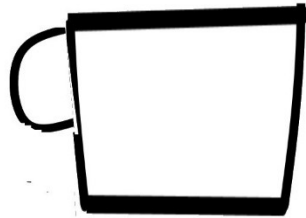

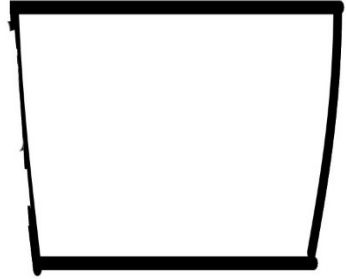
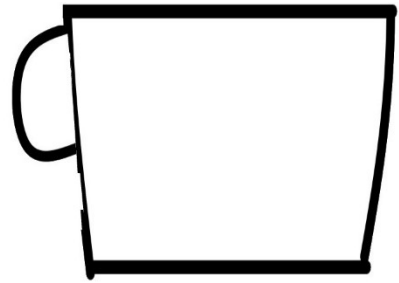

P8













# SWEETNESS OF TORAH

## SWEET SOUNDS OF TORAH

### (SING PRAISES TO HIS NAME)

#### **Tselophhad Had Five Girls**

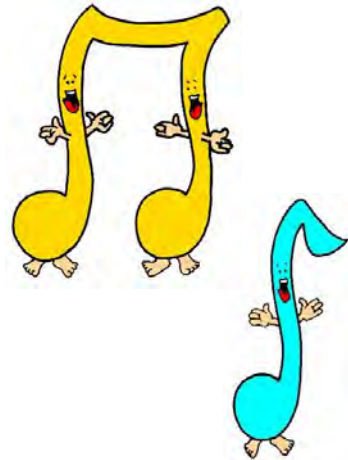
*Sing to tune of "Farmer in the Dell"*

Tselophhad had no sons  
Tselophhad had no sons  
He died in the wilderness  
Now who would get his land?

Tselophhad had five girls  
Tselophhad had five girls  
They wanted the inheritance  
So they could have some land

They asked Mosheh for help  
They asked Mosheh for help  
Yahweh told him what to do  
When they asked Mosheh for help

The daughters got their land  
The daughters got their land  
Yahweh's Word was just and good  
The daughters got their land



Here is the link for this song:

[https://www.podomatic.com/podcasts/steveberkson/episodes/2017-07-08T19\\_56\\_41-07\\_00](https://www.podomatic.com/podcasts/steveberkson/episodes/2017-07-08T19_56_41-07_00)

# SWEETNESS OF TORAH

## SWEET TASTE OF TORAH

This snack relates to this week's parsha. Please take these as suggestions and make necessary changes based on your individual dietary needs.

### Land Inheritance Numbers 26:52-56



#### Ingredients:

- Assorted candies
- Assorted dried fruit and nuts
- Template of tribes' land inheritance (provided in this lesson)

#### Instructions:

Using the templates provided in this lesson, make a snack representing the  $9\frac{1}{2}$  tribes on the west side of the Yarden (Jordan) and the  $2\frac{1}{2}$  tribes on the east. Use any types of small candies or chocolates such as *M&Ms*, *Sixlets*, *Jelly Bellies*, *Sweet Tarts*, *Lemon Drops*, *Junior Mints*, *Nerds*, chocolate non-perils, etc.

To indicate each tribe, place your different varieties of candies on the template. One candy type represents one tribe; so you would need 12 different candies.

For a healthier option, you can also use different types of small dried fruits such as raisins, cran-raisins, and assorted nuts or seeds to represent each tribe.

We have represented different ways of doing this snack in the picture based on the number of children that you have in your class. Choose which option and template will work for your class. We have provided 3 different sizes of the map so that you can print the option you choose.



# 12 Tribes of Yisra'el



# 12 Tribes of Yisra'el



12 Tribes of  
Yisra'el



# NEXT WEEK'S TREASURE HUNT

Next week's Torah portion

Matot/Massei  
Numbers 30:2 - 36:13

## Suggested reading schedule

Monday:	Num. 30-31	Instructions regarding the vows of women; The war of Yahweh's vengeance upon Midyan
Tuesday:	Num. 32	The tribes of Reu'ben, Gad, and half the tribe of Menashsheh choose to settle on the East side of the Yarden
Wednesday:	Num. 33	Mosheh records all the stop-overs and departures of the children of Yisra'el in the wilderness
Thursday:	Num. 34	Yahweh delineates the borders of the land of Yisra'el, along with instructions for dividing the land inheritance for the remaining $9\frac{1}{2}$ tribes
Friday:	Num. 35:1-36:13	Yahweh assigns cities for the Lewites, including 6 cities of refuge; Yahweh's instructions concerning manslayers, and final right-rulings regarding marriage of female heirs

## Next week's memory verse

Katan A: Numbers 33:53

