

Pinchas

"Mouth of a Serpent"

Numbers 25:10 - 30:1
Katan Aleph



In This Edition:

41.2 - Appointed Times Offerings
Numbers 28-29



Table of Contents

Parsha Pearls is a comprehensive resource that allows for complete customization by the parent. We understand that if you were to strive to accomplish all aspects of each lesson in one day it would be unrealistic and also overload for the child. It is our intention that this be used 'a la carte' so that it suits your specific needs. Our site caters to printing only the pieces you choose.

This page will provide quick links to get to the portion of the document for which you are looking. When you hover over the title a finger will appear. Click on it and you will be taken directly to that page.

If you are new to Parsha Pearls, we have created an [Introduction](#) document outlining how to use our lessons, as well as a [Scriptural Inspiration](#) document, which explains our titles and the Scriptural inspiration for them. We pray that Parsha Pearls blesses your home and that your children will grow to love the Word and to never depart from keeping Torah. As always, feel free to email us at parshapearls@mtoi.org if you have any questions.

Gem Seeking (The Main Lesson)	3
➤ Little Gems Story (Story for Younger Children)	3
➤ Little Gems Story Characters	6
Counting What You Gained (Worksheets)	12
➤ Storing Up Treasure in My Heart (Memory Verse)	12
➤ Seeking Treasure (Questions from the Parsha)	14
➤ Word Search	16
➤ Maze	17
Precious Possessions (Arts & Crafts)	18
➤ Craft	18
➤ Coloring Page	19
Sweetness of Torah	20
➤ Sweet Sounds of Torah (Song Corresponding to the Parsha)	20
➤ Sweet Taste of Torah (Snack Corresponding to the Parsha)	21
Next Week's Treasure Hunt (Looking Ahead to Next Week's Parsha)	22



Gem Seeking

LITTLE GEMS STORY

Parent/Teacher Preparation:

Please see the [Instructions for the Little Gems Story](#) on the YMTOI website. This will help you to understand how to prepare for the story.

Appointed Times Offerings

Shalom children! Let me ask you a question: Let's say that your parents promised to buy you a particular gift for your birthday - one you said you really wanted. **(Place gift packages on board.)** But when you opened it, it wasn't exactly what you'd asked for. Maybe it looked a little worn, as though it came out of the attic, and wasn't the best they could give. Would you feel a little disappointed? **(Place angry emoji on board.)** Would you wonder if they cared enough to listen carefully to your request? Well, guess what? Yahweh feels the same way. In Bible times, He expected the Yisra'elites to bring Him exactly the offerings He asked for, and to bring them on the specific days that He set apart as His holy days. He had His own reasons for asking the Yisra'elites for the offerings He wanted, and each kind was for a special set-apart day on His calendar.

First, there were the daily offerings - one perfect lamb each morning **(place daily offerings scene on board)**, and a second one each afternoon. **(Place 2 lambs on board under daily offerings scene.)** He wanted a perfect one - not lame or sick or blemished, but the best they had, so that He would be honored every day for His goodness to us. And on top of the daily one, each week, on Sabbath, they were to offer 2 more perfect lambs. **(Place Sabbath scene on board and move 2 lambs under it.)** Then, at the beginning of every month **(place new moon scene on board)**, things got busier for the priests at the altar, because on those days Yahweh called for 2 young bulls, a ram, and 7 lambs one year old - plus one male goat as a sin offering. **(Place spring feasts offerings on board under new moon scene.)**

In the spring, His Passover kicks off a week-long feast when we eat no regular bread or cake - only matzah. Who can name that feast? Yes, it's Unleavened Bread! **(Place Unleavened Bread scene on board.)** I like to spread peanut butter on my matzah - how about you? On the first day of Unleavened Bread the children of Yisra'el were to bring 2 young bulls, a ram, and 7 lambs one year old - plus one male goat as a sin offering. **(Move spring feasts offerings under Unleavened Bread scene.)** After that, we count 50 days until First-Fruits, when Yisra'el's first harvest of barley was just ripe. **(Place Shavuot scene on board.)** Let's look at the board and see what they offered that day. Yup, same as before: 2 young bulls, a ram, and 7 lambs one year old, plus one male goat as a sin offering. **(Move spring feasts offerings under Shavuot scene.)**

(Remove all characters from board.)



Now come the summer months. Raise your hand if you like to go out in the sun and go swimming, biking, hiking, or maybe to a family cookout. But while we're having summer fun, we want to get our hearts ready to celebrate Feast numbers 4, 5, 6 and 7, which come early in the fall. Does anyone remember what happens on the Day of the Blowing of Trumpets? **(Place Yom Teruah scene on board.)** Wow, you're all so smart! Yes, the sound of the shofar is heard many times on that day, when our Rabbi blows his big shofar during our celebration service. **(Point to shofar.)** Has any of you blown a shofar? It's not easy, is it? Well, soon after Trumpets comes the Day of Atonements, when all the grown-ups stay away from food and water, to show Yahweh how sorry we all are for the sins we have done over the past year. **(Place Yom HaKippurim scene on board.)** On each of those 2 days, Yahweh called for only 1 young bull. And the rest of the animals were the same—1 ram, 7 lambs, and a male goat as a sin offering. **(Place fall feasts offerings on board under Yom Teruah and Yom HaKippurim scenes.)** I wonder why Yahweh asked for 2 bulls for the spring feasts and only 1 for the fall feasts. **(Place thinking emoji on board.)** One day we will be able to ask Him.

Then right after the Day of Atonements comes the 6th feast, our big fall celebration. Who remembers what we call it when we decorate a booth together, and then spend a week stuffing ourselves with all kinds of yummy things? Yes, it's Sukkot—The Feast of Booths! **(Place Sukkot scene on board.)** We are joyful with thanks for all kinds of crops and blessings He has provided for us during the past year. And wait till you hear all the work the priests got to do that week! I bet you can't guess how many animals were offered by the end of Day 7! Should I tell you? Okay, they offered a total of 70 bulls, 98 lambs, 14 rams and 7 male goats!

And on the 8th day, as soon as that week is finished, we have the final feast celebration, called the 8th Great Day. **(Place Shemini Atzeret scene on board.)** On that day they offered the same offerings as the day of the blowing of Trumpets and the Day of Atonements. **(Move fall feasts offering scene under Shemini Atzeret scene.)** These animals were worth a lot to the Yisra'elites, because they were clean animals that could be eaten. And they gave the people more than just meat; they gave milk to drink, hides for rugs and coverings, wool and goat hair for clothing, and other handy things.

(Remove all characters from board.)

Now, many Yisra'elites owned one or more of the unclean animals, too. They couldn't be eaten or brought to Yahweh as an offering, but they were still very useful. Can anyone think of what one of these might be? Yes - a donkey! What could a donkey be used for? Sure - you could ride on it. And it could also carry heavy burdens. **(Place donkey on board.)** The rich Yisra'elites might have camels and horses, too. **(Place camel and horse on board.)** Remember Abraham? He owned hundreds of camels and donkeys, didn't he? Today, we can keep puppies, kitties and other pets; we just don't eat them! **(Place pets on board.)** If we had lived in Bible times, would we bring Yahweh a dog or a cat as an offering? No way!



Now, do you think I'm done telling you all the different offerings that Yahweh wanted? If you said yes, you'd be wrong. He also wanted offerings from their crops: wine from their grapes, flour or cakes from their wheat, and oil from their olive trees, topped with a fresh-smelling spice called frankincense. **(Place wine jar and flour and oil dish on board.)** Each time an animal sacrifice was made, it had to come with crop offerings, too. This showed how we are to love Yahweh with everything we have - all our heart, all our being and all our strength. Offerings were His way of allowing the people to stay good friends with Him.

Today we don't have a tabernacle or priests or animal sacrifices. But tell me, do any of you like to sing and dance to Yahweh? The Bible says He wants the offerings of our thanks and praises. This is why we sing and dance and praise Yahweh every Shabbat. **(Place singer on board.)** And during the week, we can be careful to speak thankful words instead of complaining ones, can't we? Our heavenly Father loves that! Do we take time every day to praise Him for all His goodness to us? What is something you can thank Him for today? **(Place praise emoji on board.)**

When we look at all the feasts and offerings He set up for His people, we see how much Yahweh wants us to stay close to Him, because He loves us and wants the best for us.

Well children, we have come to the end of our story for today. We will see you next week for another exciting Little Gems story!





Yom Teruah scene



Shemini Atzeret scene



Unleavened Bread scene



Yom HaKippurim scene



New moon scene




Sabbath scene



Shavuot scene



Sukkot scene




Daily offerings scene


Angry emoji



Praise emoji




Thinking emoji



Fall feasts offerings




Wine jar and flour and oil dish

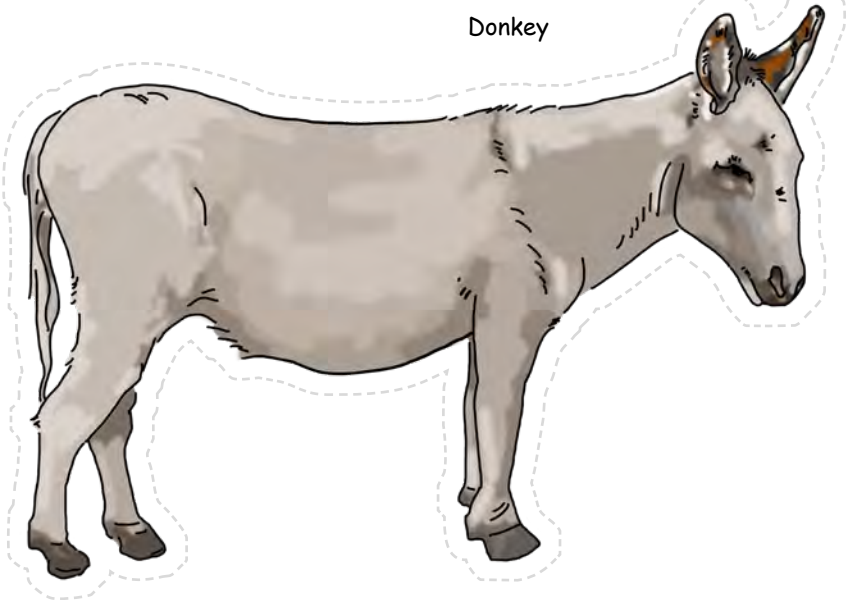


Spring feasts offerings





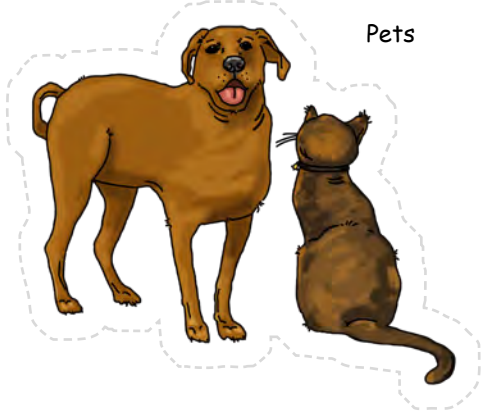
2 Lambs



Donkey




Gift packages



Pets



Singer



Camel and horse



Yom Teruah scene



Shemini Atzeret scene



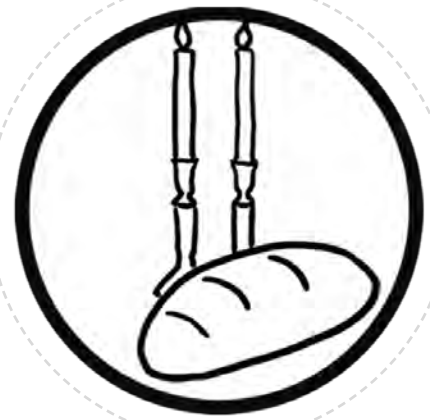
Unleavened Bread scene



Yom HaKippurim scene



New moon scene




Sabbath scene



Shavuot scene



Sukkot scene




Daily offerings scene


Angry emoji



Praise emoji




Thinking emoji



Fall feasts offerings

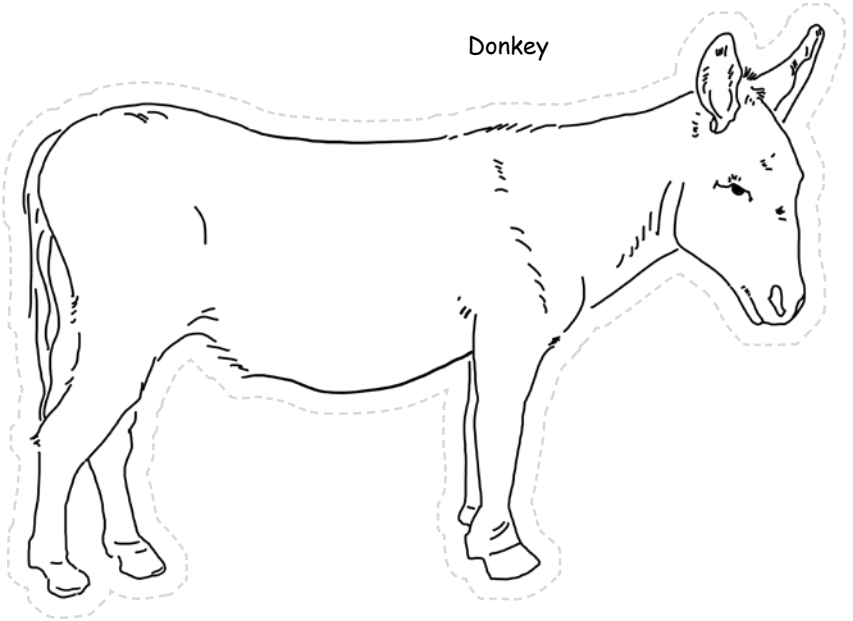


Wine jar and flour and oil dish




Spring feasts offerings

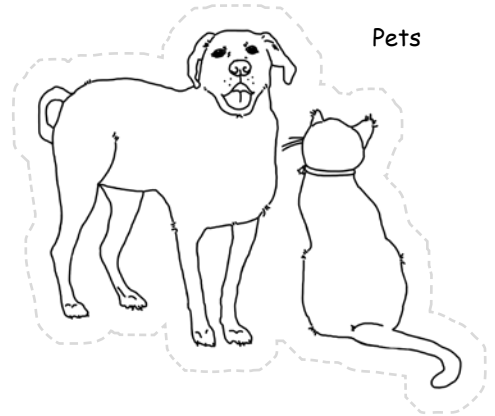
Donkey




2 Lambs



Pets



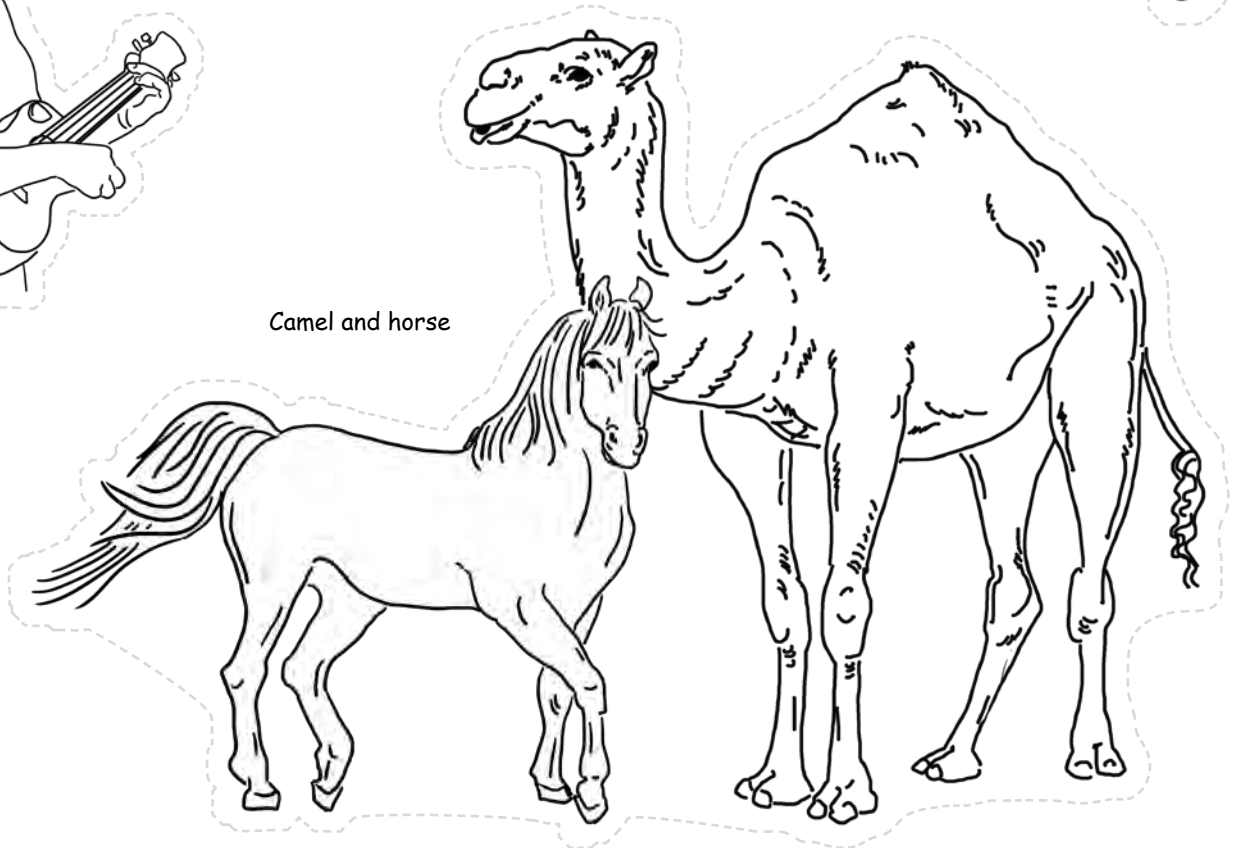
Gift packages



Singer



Camel and horse

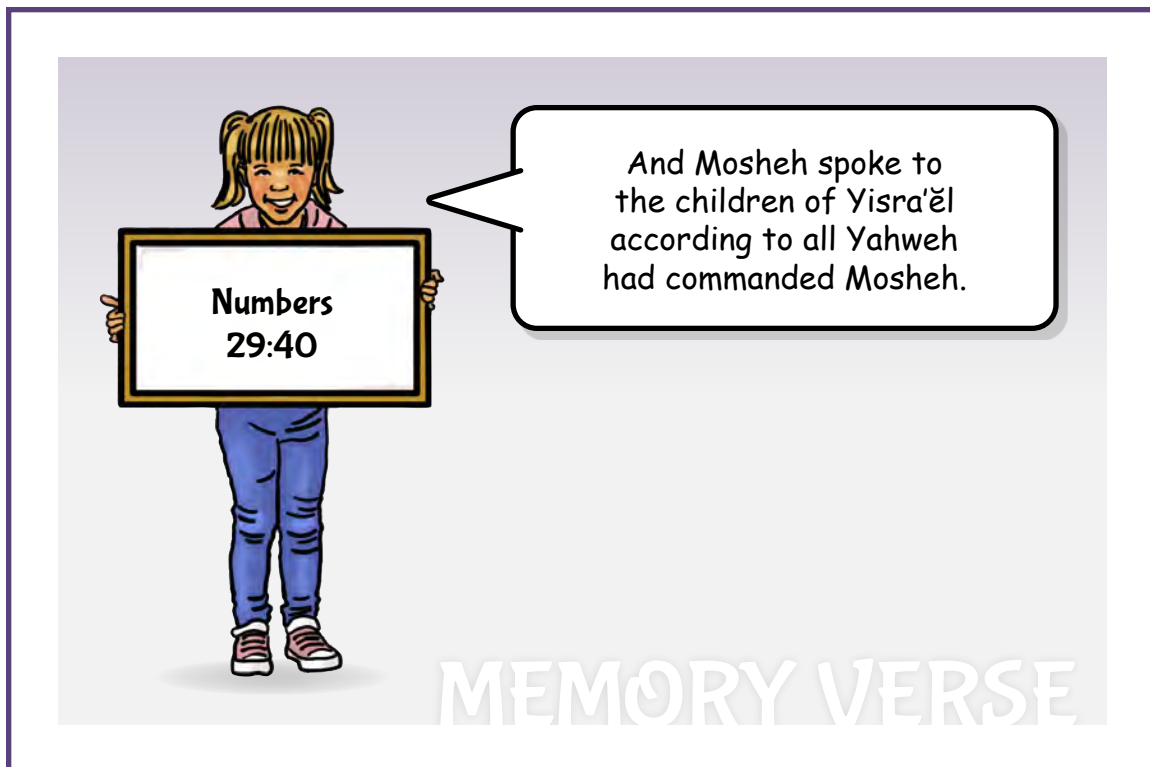


Counting What You Gained

This next section is intended to be reinforcement of the lessons learned during this parsha. Choose the activities that best fit your child.

STORING UP TREASURE IN MY HEART

The Katan Aleph memory verse for this Torah portion is Numbers 29:40. If they have not already done so, begin to help them to memorize the verse. Be creative and try acting it out, or putting it to music.



Use this space to draw a picture of the verse memorized.

Large empty rectangular box for drawing.

Use this space to write out the verse memorized.

Series of horizontal lines for writing out the verse.



SEEKING TREASURE

Circle the correct choices.

1. How many lambs were offered daily and on Shabbat? (28:3, 9)



2. How many bulls were offered for the new moon, Days of Unleavened Bread and Shavuot? (28:11, 19, 27)



3. How many rams were offered for the new moon, Days of Unleavened Bread and Shavuot? (28:11, 19, 27)



4. How many lambs were offered for the new moon, Days of Unleavened Bread and Shavuot? (28:11, 19, 27)



5. How many bulls were offered for Yom Teruah, Yom HaKippurim and Shemini Atzeret? (29:2, 8, 36)



6. How many rams were offered for Yom Teruah, Yom HaKippurim and Shemini Atzeret? (29:2, 8, 36)



7. How many lambs were offered for Yom Teruah, Yom HaKippurim and Shemini Atzeret? (29:2, 8, 36)



8. Which animal was offered as a sin offering for each of the feasts? (28:15, 22, 30; 29:5, 11, 16, 19, 22, 25, 28, 31, 34, 38)



9. What did the grain offering look like? (28:5, 9, 12-13, 20-21, 28-29; 29:3-4, 9-10, 14-15, 18, 21, 24, 27, 30, 33, 37, 39)



10. What was the drink offering? (28:7, 9, 14, 31; 29:6, 11, 16, 18, 21, 24, 27, 30, 33, 37, 38, 39)



Water

Wine

Oil

Milk

WORD SEARCH

Search for the hidden words from this week's parsha.



SABBATH

NEW MOONS

FESTIVALS

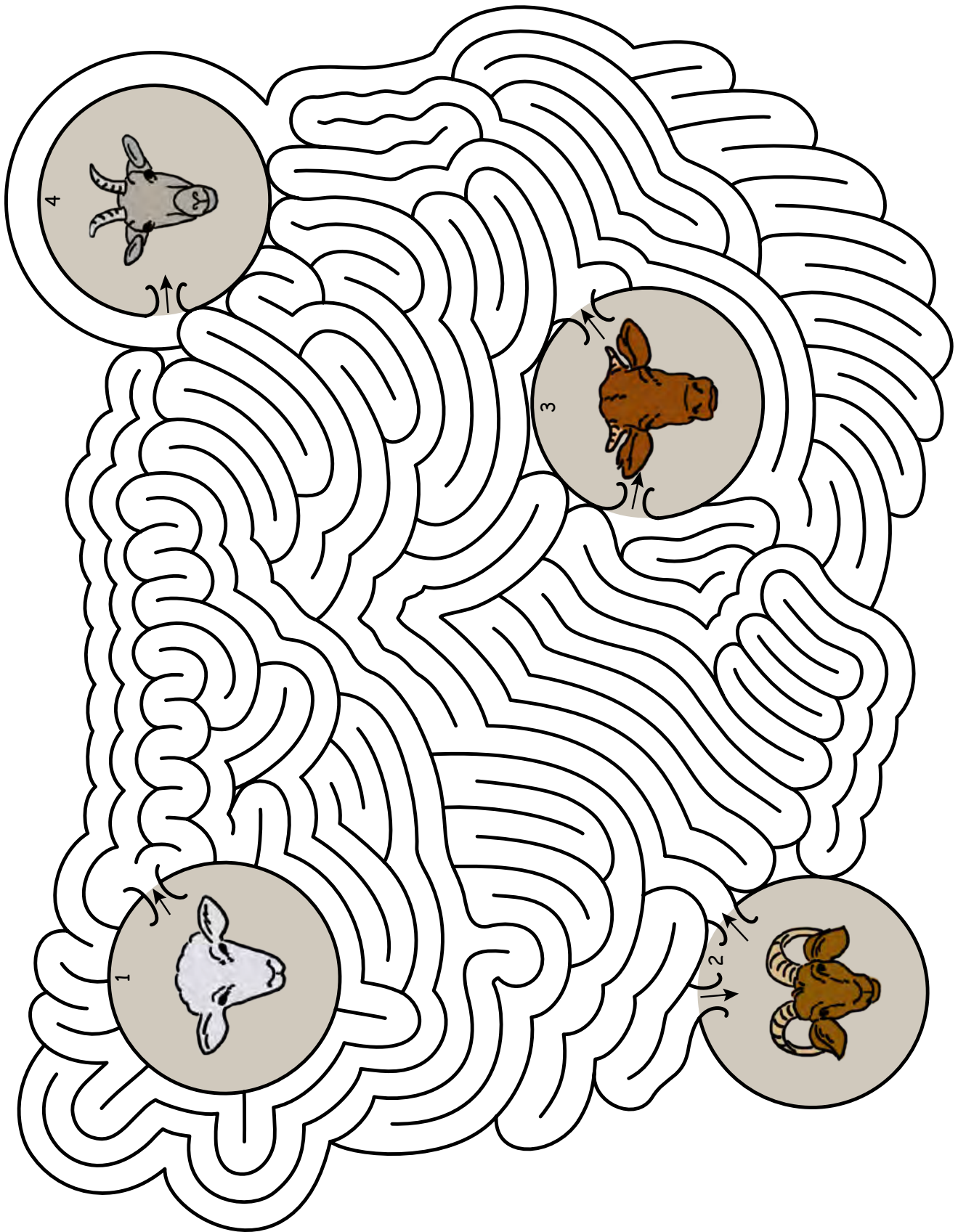
OFFERING

FRAGRANCE

SET-APART



MAZE



Precious Possessions


CRAFT

Fragrance

Numbers 28:2, 6, 8, 13, 24, 27 29:2, 68, 36

Materials:

- 10 ml. glass perfume bottle (roll on or spray)
- Carrier oil of choice: Almond oil, Coconut oil, Jojoba oil
- 16 drops 'top note' essential oil (of choice)
- 8 drops 'middle note' essential oil (of choice)
- 16 drops 'base note' essential oil (of choice)
- Optional: small funnel (for ease in pouring carrier oil)
- Optional: dried flowers or gem stones for decoration



Parent/Teacher Preparation:

- Purchase perfume bottles of choice.
- When making a perfume choose your carrier oil. It can be fractionated coconut oil, sweet almond oil, jojoba oil or any oil you prefer. For a 10 ml. bottle use approximately 40 drops of oil. In addition you will add 3 essential oils of choice. These are called the 3 notes. There is the base note, middle note and the top note. Depending on what scent you like you can add or subtract drops. But commonly you will use 2 parts base note and top note to 1 part middle note. Always start with your base note and move to your middle note and then the top note. The top note is the scent that is the strongest and also fades the quickest. Swirl the oils after adding each note. Smell your fragrance and decide if you want more of an oil scent. Then add your carrier oil leaving some room at the top in case you want to add more essential oils depending on how strong you would like your scent to be. You can always look up ideas for fragrances on DIY websites and YouTube.

Instructions for the Craft:


- Add 16 drops of 'top note' of choice to bottle. We used Lime. (P1)
- Add 8 drops of 'middle note' of choice to bottle. We used Bergamot. (P2)
- Add 16 drops of 'base note' of choice to bottle. We used Sandalwood. (P3)
- Fill the rest of the bottle with carrier oil of choice and shake. (P4)
- Smell your scent and add more essential oils if desired.



P1






P2



P3



P4



Sweetness of Torah

SWEET SOUNDS OF TORAH

(Sing Praises to His Name)

Here is the link for this song:

https://www.podomatic.com/podcasts/steveberkson/episodes/2024-07-19T15_20_16-07_00

Prepare the Offerings

Chorus:

Prepare the offerings

A sweet, sweet fragrance

To Yahweh

(Repeat)

An offering for every day

And one on the Sabbath

And every new month that comes

And all the set-apart feasts

Chorus



SWEET TASTE OF TORAH

This snack relates to this week's parsha. Please take these as suggestions and make necessary changes based on your individual dietary needs.

Offering Cookies

Numbers 28-29



Ingredients:

- Animal cookie cutouts: bull, goat, lamb, ram
- $\frac{1}{4}$ c. vegetable shortening
- 1 c. sugar
- 1 egg
- 2 tsp. baking powder
- $\frac{1}{2}$ tsp. salt
- $2 \frac{1}{2}$ c. flour
- $\frac{1}{2}$ c. milk
- $\frac{1}{2}$ tsp. vanilla

Instructions:

Cream vegetable shortening well. Add sugar and egg and blend together. Sift baking powder, salt and flour together. Add to cream mixture. Alternate with milk. Stir in vanilla. Chill for 3 hours.

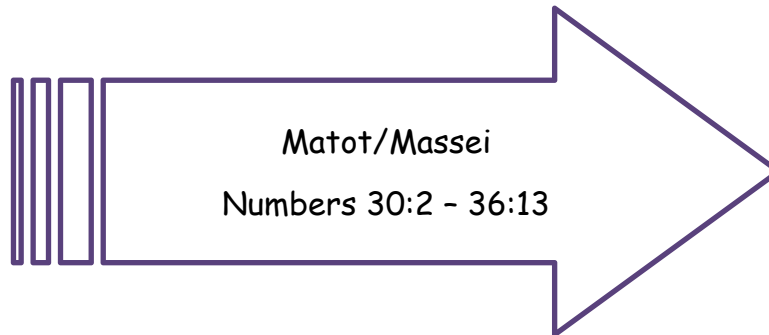
Roll out the pastry $\frac{1}{8}$ in. thick. Use cutouts to make appointed times animal shapes.

Bake at 350°F for 12 minutes.

Decorate animals with frostings, candy eyes, etc... if desired.

Next Week's Treasure Hunt

Next Week's Torah Portion



Suggested Reading Schedule

Monday:	Num. 30-31	Instructions regarding the vows of women; The war of Yahweh's vengeance upon Midyan
Tuesday:	Num. 32	The tribes of Re'uben, Gad, and half the tribe of Menashsheh choose to settle on the East side of the Yarden
Wednesday:	Num. 33	Mosheh records all the stop-overs and departures of the children of Yisra'el in the wilderness
Thursday:	Num. 34	Yahweh delineates the borders of the land of Yisra'el, along with instructions for dividing the land inheritance for the remaining $9\frac{1}{2}$ tribes
Friday:	Num. 35:1-36:13	Yahweh assigns cities for the Lewites, including 6 cities of refuge; Yahweh's instructions concerning manslayers, and final right-rulings regarding marriage of female heirs