

# Matot/Massei

"Tribes" & "Journeys"

Numbers 30:2 - 32:42 & Numbers 33:1 - 36:13  
Katan Bet/Gadol



In This Edition:

42.1 & 43.1 - Be Fair & Square  
Numbers 33:50-56; 34:1-29; 35:1-8; 36:1-13



# Table of Contents

Parsha Pearls is a comprehensive resource that allows for complete customization by the parent. We understand that if you were to strive to accomplish all aspects of each lesson in one day it would be unrealistic and also overload for the child. It is our intention that this be used 'a la carte' so that it suits your specific needs. Our site caters to printing only the pieces you choose.

This page will provide quick links to get to the portion of the document for which you are looking. When you hover over the title a finger will appear. Click on it and you will be taken directly to that page.

If you are new to Parsha Pearls, we have created an [Introduction](#) document outlining how to use our lessons, as well as a [Scriptural Inspiration](#) document, which explains our titles and the Scriptural inspiration for them. We pray that Parsha Pearls blesses your home and that your children will grow to love the Word and to never depart from keeping Torah. As always, feel free to email us at [parshapearls@mtoi.org](mailto:parshapearls@mtoi.org) if you have any questions.

<b>Pearl Seeking</b> (The Main Lesson) . . . . .	<b>3</b>
➤ <b>Treasuring His Word</b> (Overview of the Parsha)	3
➤ <b>Parsha Points</b> (Main Lesson Content)	3
➤ <b>Digging Deeper</b> (Thought Provoking Questions)	6
<b>Searching Out Hebrew</b> (Reading & Writing) . . . . .	<b>7</b>
➤ <b>Words</b>	7
➤ <b>Numbers</b>	7
➤ <b>Word Match</b>	8
➤ <b>Flashcards</b>	9
➤ <b>Writing Hebrew</b>	10
<b>Counting What You Gained</b> (Worksheets) . . . . .	<b>11</b>
➤ <b>Storing Up Treasure In My Heart</b> (Memory Verse)	11
➤ <b>Seeking Treasure</b> (Questions from the Parsha)	13
➤ <b>Word Search</b>	15
➤ <b>Crossword Puzzle</b>	17
➤ <b>Maze</b>	19
<b>Precious Possessions</b> (Arts & Crafts) . . . . .	<b>20</b>
➤ <b>Notebook Page</b>	20
➤ <b>Coloring Page</b>	26
<b>Sweetness of Torah</b> . . . . .	<b>27</b>
➤ <b>Sweet Sounds of Torah</b> (Song Corresponding to the Parsha)	27
➤ <b>Sweet Taste of Torah</b> (Snack Corresponding to the Parsha)	28
<b>Next Week's Treasure Hunt</b> (Looking Ahead to Next Week's Parsha) . . . . .	<b>30</b>



---

# Pearl Seeking

---

## TREASURING HIS WORD

Let's do a quick overview of the entire Torah portion:

Monday:	Num. 30-31	Instructions regarding the vows of women; The war of Yahweh's vengeance upon Midyan
Tuesday:	Num. 32	The tribes of Re'uben, Gad, and half the tribe of Menashsheh choose to settle on the East side of the Yarden
Wednesday:	Num. 33	Yahweh delineates the borders of the land of Yisra'el, along with instructions for dividing the land inheritance for the remaining $9\frac{1}{2}$ tribes
Thursday:	Num. 34	Mosheh records all the stop-overs and departures of the children of Yisra'el in the wilderness
Friday:	Num. 35:1-36:13	Yahweh assigns cities for the Lewites, including 6 cities of refuge; Yahweh's instructions concerning manslayers, and final right-rulings regarding marriage of female heirs

In this week's Parsha Pearls lesson, we will continue to learn about the land inheritance for the children of Yisra'el and the Lewites. We will also finish the book of Numbers, which ends with an additional right-ruling regarding the inheritance of the daughters of Tselophhad. Now, let's read Num. 33:50-56; 34:1-29; 35:1-8 & 36:1-13.

## PARSHA POINTS

- Yahweh spoke to Mosheh in the desert plains of Mo'ab by the Yarden (Jordan) of Yeriho (Jericho) - 33:50
- Yahweh instructed Mosheh to tell the children of Yisra'el what to do when they enter the land of Kena'an (33:51-54):
  - Drive out all the inhabitants (**yoshvey**) of the land from before you
  - Destroy all their engraved stones (**maskit**)
  - Destroy all their molded images (**massechah**)
  - Lay waste all their high places (**bamah**)
  - Possess the land and dwell in it, for I have given you the land to possess
  - Divide the land by lot as an inheritance among your clans
  - Give the larger inheritance to the larger clans
  - Give the smaller inheritance to the smaller clans
  - Wherever the lot falls to anyone, that is his inheritance
  - You, inherit according to the tribes of your fathers



- Yahweh cautioned the people that if they did not drive out the inhabitants of the land of Kena'an, then (33:55-56):
  - Those that remain will be pricks in your eyes and thorns in your sides
  - They shall trouble you in the land where you dwell
  - I shall do to you as I thought to do to them
- Yahweh told Mosheh that Kena'an was the inheritance of the children of Yisra'el to its boundaries - 34:1-2
- Yahweh then specified what the southern, western, northern, and eastern borders for the land of Kena'an were - 34:3-12
- Mosheh then commanded the nine and a half tribes regarding their land inheritance, to be determined by drawing lots - 34:13
- The tribes of Re'uben, Gad, and half the tribe of Menashsheh had already received their inheritance (refer to Chapter 32), which lay eastward beyond the Yarden of Yeriho, toward the sunrise - 34:14-15
- El'azar the priest and Yehoshua, son of Nun were to divide the land among the remaining tribes as their inheritance - 34:17
- One leader from each tribe was to divide the inheritance of the land of Kena'an among the children of Yisra'el (34:18-29):



- Yehudah - Kaleb
- Shim'on - Shemu'el
- Binyamin - Elidad
- Dan - Buqqi
- Menashsheh - Hanni'el
- Ephrayim - Qemu'el
- Zebulun - Elitsaphan
- Yissaskar - Palti'el
- Asher - Ahihud
- Naphtali - Pedah'el



- Yahweh also described to Mosheh how the families of the tribe of Lewi were to receive their inheritance (35:1-8):

- The children of Yisra'el were to give the Lewites cities to dwell in from the inheritance of their possession
- The Lewites were to have open land around the cities for their cattle, herds and livestock
- Yahweh gave specific measurements for the open land around their cities
- The Lewites were to possess the 6 (**shesh**) cities of refuge that would protect a fleeing manslayer, as well as 42 (**arbaim v'shtayim**) more cities: 48 (**arbaim v'shmone**) in all, with their open land
- The Lewites would receive more cities from the larger tribes, and fewer cities from the smaller tribes, in proportion to the size of their tribal inheritance



- The heads of the tribe of Menashsheh came before Mosheh and before the leaders to discuss their concerns regarding the inheritance of the daughters of Tselophrad - 36:1-2
- They said, "If the daughters marry within another tribe, or else when the Yobel takes place, then our inheritance will be taken from our tribe and given to the tribe they marry into" - 36:3-4
- Mosheh then pronounced Yahweh's right-ruling to the children of Yisra'el regarding the daughters of Tselophrad (36:5-9):
  - Let them marry whomever they want, but only from the clan of their father's tribe
  - The inheritance of the children of Yisra'el is not to change hands from tribe to tribe
  - Every tribe of the children of Yisra'el is to cling to its own inheritance
  - Any daughters possessing an inheritance shall only marry within their clan, in order to keep the land inheritance within the tribe
- As Yahweh commanded Mosheh, so the daughters of Tselophrad did - the 5 (chamesh) women married sons of their father's brothers (cousins) - 36:10-12
- These are the commands and right-rulings which Yahweh commanded the children of Yisra'el by the hand of Mosheh in the desert plains of Mo'ab by the Yarden of Yeriho - 36:13



# DIGGING DEEPER

Parents/Teachers may choose to use these prompts for further discussion of the Torah portion.

- Write down all the places where Yahweh led the people to camp and then depart from, using the wilderness 'travelogue' that Mosheh wrote down in Chapter 33. How many are there?
- Discuss the command that Yahweh gave to rid the land of all its inhabitants and the consequences if they did not. Has Yisra'el obeyed the command? Are they still suffering its consequences?
- Two methods were used to assign territory to the tribes: lots and tribe size. Lots would be cast to determine the general region in Kena'an that each tribe would receive, but the size of each tribe's territory would be proportional to their population. What evidence do you see of Yahweh's fairness and correct right-ruling in His instruction regarding their inheritance?
- How do you think the Yisra'elites might have felt, going to a place where the people were not Torah observant and served false gods? Discuss the challenges they would face in the new land - even as they did in Mitsrayim.
- Do further research on the boundaries (borders) of Kena'an given to the children of Yisra'el. Are those boundaries in place today, or have they changed? Discuss why.
- Notice Yahweh's ruling that women who have inherited property must not choose a husband from just within their tribe, but specifically within their clan. Discuss the possible reasoning behind this law.



# Searching Out Hebrew

Parents/Teachers can print out the '[Hebrew Pronunciation Guide](#)' to help with the pronunciation of Hebrew names and words. They can be cut out and used in conjunction with the Flashcards.

## WORDS

Parents/Teachers see the following page for 3 x 5 card cut outs of the words from this week's parsha. If printed on cardstock, they can be kept in a box to reinforce learning.

Yoshvey ( **יְשֻׁבִי** ) inhabitants

Maskit ( **מַשְׁכִּית** ) engraved stones/images

Massechah ( **מַסְכָּה** ) molded images

Bamah ( **בְּמָה** ) high places

## NUMBERS

Parents/Teachers can print out these numbers to have as additional resources. These can be found under the 'Resources' tab on the YMTOI website.

5 - chamesh

6 - shesh

42 - arbaim v'shtayim

48 - arbaim v'shmone

# WORD MATCH

Match this week's Hebrew words to their correct definition.

Bamah

Engraved Stones/Images

Maskit

High Places

Massechah

Inhabitants

Yoshvey

Molded Images





# FLASHCARDS

מַשְׁכֵּיט

**Maskit**

Mas-kit

engraved stones/images

בַּמָּה

**Bamah**

Ba-mah

high places

יֹשְׁבֵי

**Yoshvey**

Yosh-veh

inhabitants

מַסְּכָה

**Massechah**

Mas-sech-ah

molded images

# WRITING HEBREW

Maskit (engraved stones/images)

מַסְכִּית

Tav Yud Kaf Sin Mem

Yoshvey (inhabitants)

יֹשְׁבֵי

Yud Vet Shin Yud

Bamah (high places)

בַּמָּה

Mem Bet

Massechah (molded images)

מַסְכָּה

Hey Kaf Samech Mem

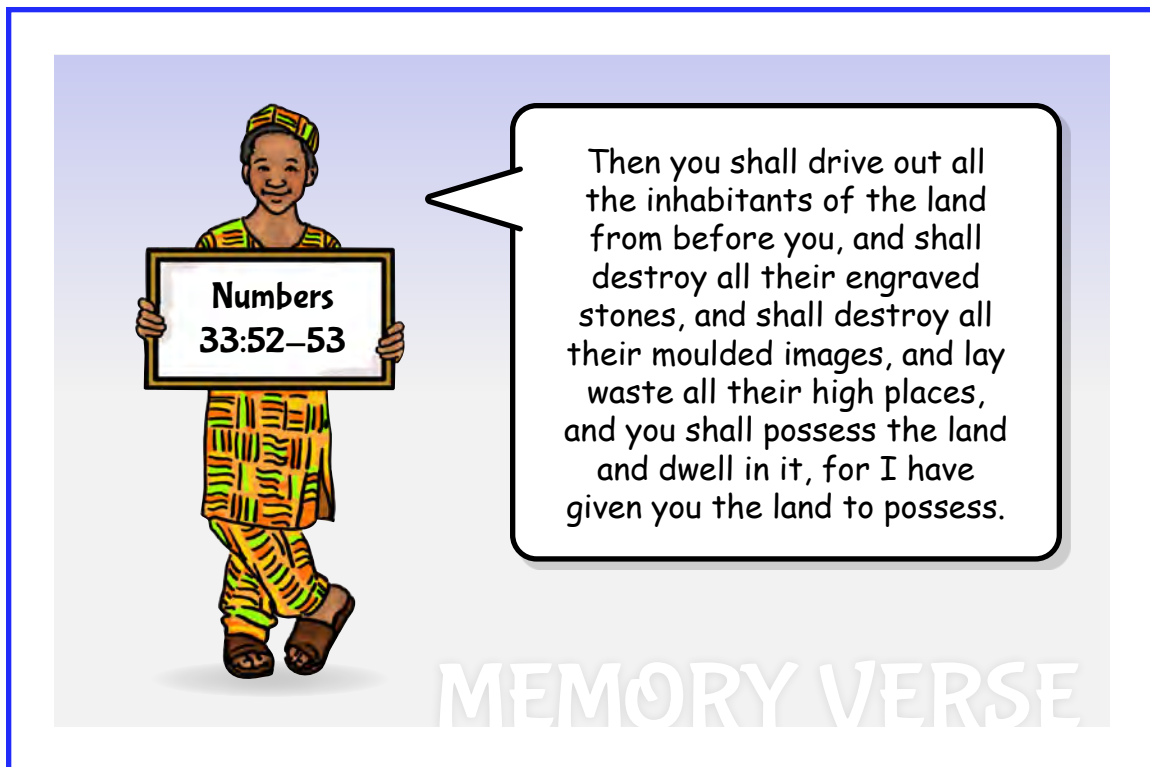


# Counting What You Gained

This next section is intended to be reinforcement of the lessons learned during this parsha. Choose the activities that best fit your child.

## STORING UP TREASURE IN MY HEART

The Katan Bet and Gadol memory verse is Numbers 33:52-53. You can review the verse with them by reciting it out loud, acting it out, putting it to music...whatever works for you.



Numbers  
33:52-53

Then you shall drive out all the inhabitants of the land from before you, and shall destroy all their engraved stones, and shall destroy all their moulded images, and lay waste all their high places, and you shall possess the land and dwell in it, for I have given you the land to possess.

MEMORY VERSE

Use this space to draw a picture of the verse memorized.



Use this space to write out the verse memorized.

---

---

---

---

---

---

---

---

---

---

---




# SEEKING TREASURE



1.

Then you shall \_\_\_\_\_ out all the \_\_\_\_\_ of the land from before you, and shall destroy all their \_\_\_\_\_, and shall destroy all their \_\_\_\_\_, and lay waste all their \_\_\_\_\_, and you shall \_\_\_\_\_ the land and \_\_\_\_\_ in it, for I have given you the land to \_\_\_\_\_.

(33:52-53)



2.

How was the land of Kena'an to be divided among the tribes?

**Circle the correct choice.**

coin toss      arm wrestle      by lot


(33:54)

3.

How many tribes were to inherit Kena'an?

\_\_\_\_\_

(34:13)



4.

Which tribes had already received their inheritance?

\_\_\_\_\_

\_\_\_\_\_

Half-tribe of \_\_\_\_\_

(34:14)



5.



The 2 tribes and half-tribe were located beyond the Yarden of Yeriho westward, toward the sunset.

T / F

(34:15)

6.




How many cities did the Lewites receive in total?

Circle the correct choice.

6      42      48

(35:7)

7.



If a man died with no sons and only daughters to inherit his land, what right-ruling did Yahweh make regarding the marriage of those daughters?

Circle the correct choices.

let them marry who is good in their relative's eyes


let them marry who is good in their eyes

let them marry only within the clan of their father's tribe

let them marry anyone of the 12 tribes

(36:6)

8.



What tribe were the daughters of Tselophhad from?


\_\_\_\_\_

(36:12)



# WORD SEARCH

Search for the hidden words from this week's parsha.




INHABITANTS  
DESTROY  
ENGRAVED STONES  
MOLDED IMAGES  
HIGH PLACES  
LARGER  
SMALLER

INHERIT  
PRICKS  
THORNS  
SOUTHERN BORDER  
WESTERN BORDER  
NORTHERN BORDER  
EASTERN BORDER

OPEN LAND  
REFUGE  
PROPORTION  
MARRY  
YOBEL  
COMMANDS  
RIGHT-RULINGS



# Answer Key



INHABITANTS  
 DESTROY  
 ENGRAVED STONES  
 MOLDED IMAGES  
 HIGH PLACES  
 LARGER  
 SMALLER

INHERIT  
 PRICKS  
 THORNS  
 SOUTHERN BORDER  
 WESTERN BORDER  
 NORTHERN BORDER  
 EASTERN BORDER


OPEN LAND  
 REFUGE  
 PROPORTION  
 MARRY  
 YOBEL  
 COMMANDS  
 RIGHT-RULINGS





# CROSSWORD PUZZLE

Complete the crossword using words from this week's parsha.



## Down

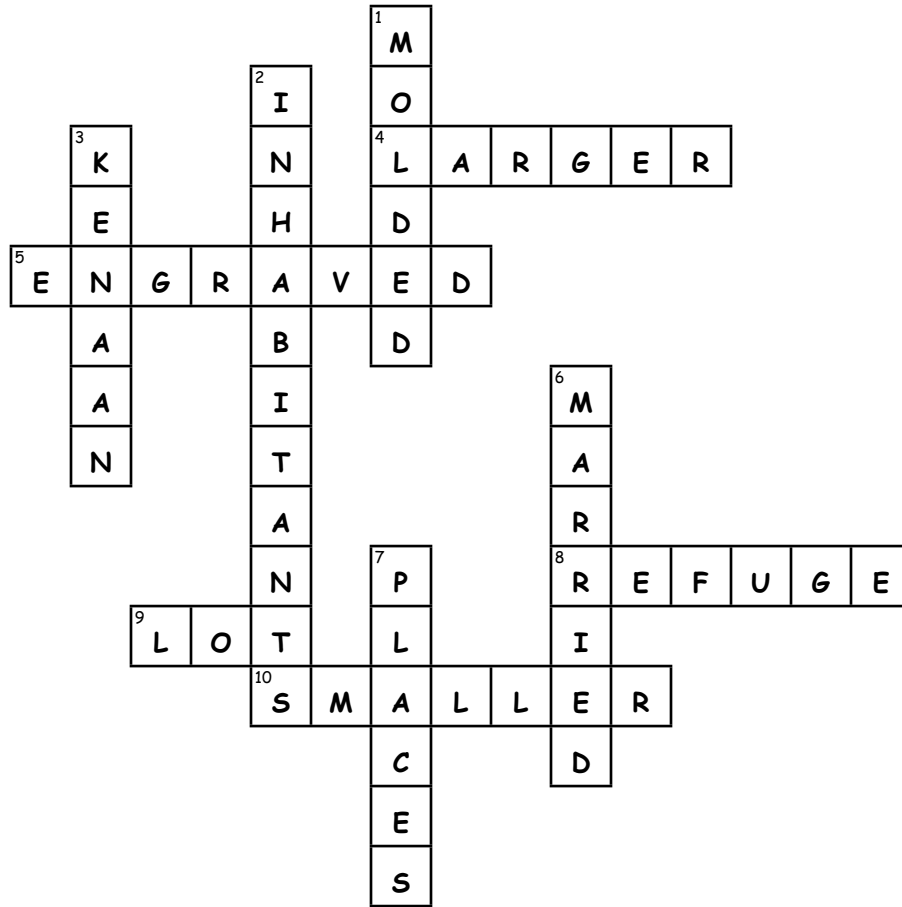
1. They were to destroy all their \_\_\_\_\_ images.
2. Yahweh told the children of Yisra'el to drive out all the \_\_\_\_\_ of the land.
3. The children of Yisra'el were going to the land of \_\_\_\_\_.
6. The daughters of Tselophhad were \_\_\_\_\_ into the clans of the children of Menashsheh.
7. They were to lay waste all their high \_\_\_\_\_.

## Across

4. The larger tribes received a \_\_\_\_\_ inheritance.
5. They were to destroy all their \_\_\_\_\_ stones.
8. The Lewites were given 6 cities of \_\_\_\_\_.
9. They were to divide the land by \_\_\_\_\_.
10. The smaller tribes received a \_\_\_\_\_ inheritance.



# Answer Key



## Down


1. They were to destroy all their **molded** images.
2. Yahweh told the children of Yisra'el to drive out all the **inhabitants** of the land.
3. The children of Yisra'el were going to the land of **Kena'an**.
6. The daughters of Tselophhad were **married** into the clans of the children of Menashsheh.
7. They were to lay waste all their high **places**.

## Across

4. The larger tribes received a **larger** inheritance.
5. They were to destroy all their **engraved** stones.
8. The Levites were given 6 cities of **refuge**.
9. They were to divide the land by **lot**.
10. The smaller tribes received a **smaller** inheritance.



# MAZE



# Precious Possessions

## NOTEBOOK PAGE

## Clearing out the Land

Numbers 33:51-52

### Materials:

- Cardstock - white
- X-acto knife
- Puncturing tool
- Brads
- Ruler
- Double-sided tape
- Coloring pencils, crayons, or markers
- Notebook Page Templates: Main Page & A (BW) or Main Page & B (color)

### Parent/Teacher Preparation:

- Print Notebook Page Templates of choice on white cardstock.



### Instructions for the Notebook Page:

- If using BW Templates, color using medium of choice.
- Cut out all Notebook Templates. (P1)
- Using an X-acto knife, create a slit through the dotted lines. (P2)

### Adding the Sojourners and Yisra'elites to the Main Page

- Using a puncturing tool, make a hole through the circles on the Yisra'elites and sojourners. (P3a, P3b)
- Insert a brad through the sojourners and slit on the Main Page. (P4a, P4b)
- Insert a brad through the Yisra'elites and slit on the Main Page. (P5a, P5b)



P1



P2



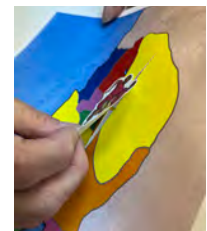
P3a



P3b



P4a



P4b



P5a



P5b

## Instructions for the Notebook Page Cont'd:

- You can slide the sojourners and Yisra'elites up and down as the sojourners are being run out of the land. (P6a, P6b)




P6a




P6b

### Adding the High Place and Idols to the Main Page


- Using a ruler to assist you, create the folds on the high place and pagan idols/engraved images. (P7a, P7b)
- Run double-side tape onto the tabs of the high place and pagan idols/engraved images and connect to the Main Page. (P8)
- Adhere them to the Main Page as desired. (P9a, P9b, P9c)
- Your page is now ready for the Hebrew Words. (P10)



P7a



P8



P7b

### Hebrew Words


- Write the following directly onto the Main Page or a piece of colored cardstock and glue to the page:



P9a



P9b



P9c



P10

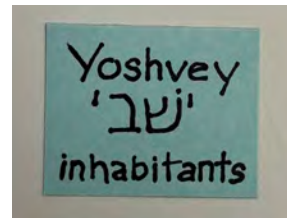
- 1) Maskit
- 2) משכית
- 3) engraved stones/images (P11)
- 1) Bamah
- 2) במה
- 3) high places (P12)
- 1) Yoshvey
- 2) יושבי
- 3) inhabitants (P13)
- 1) Massechah
- 2) מסכה
- 3) molded images (P14)



P11



P12

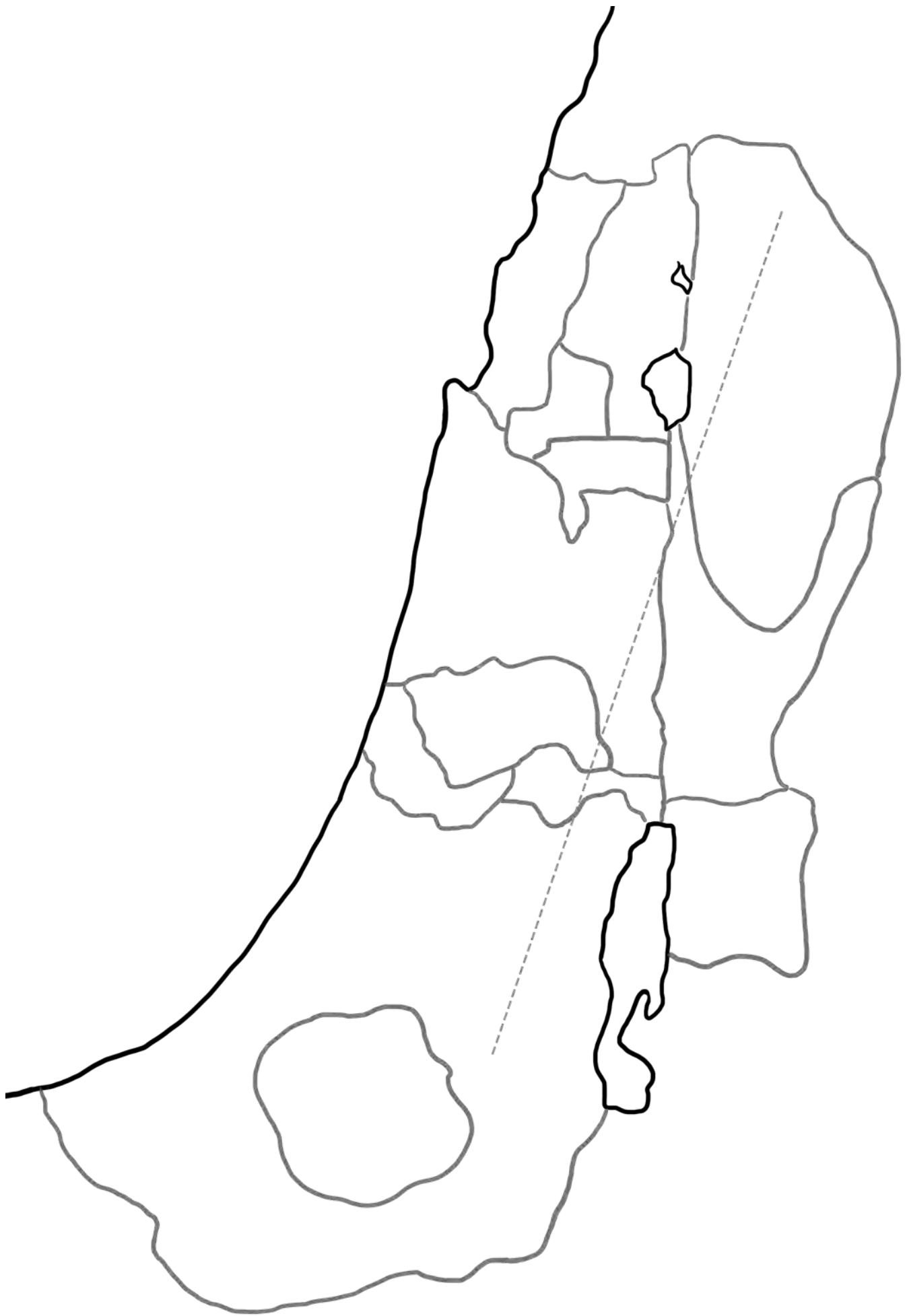


P13

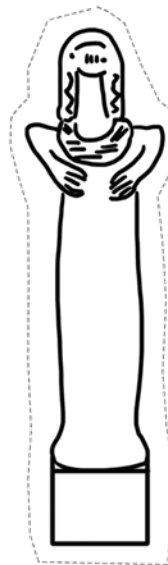
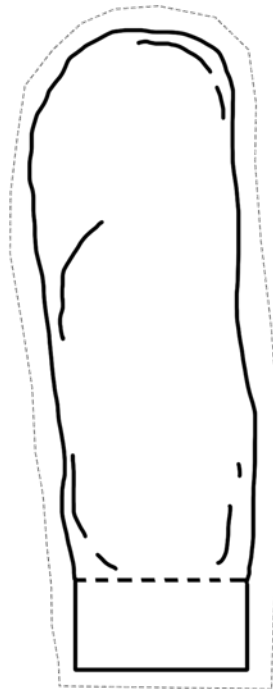


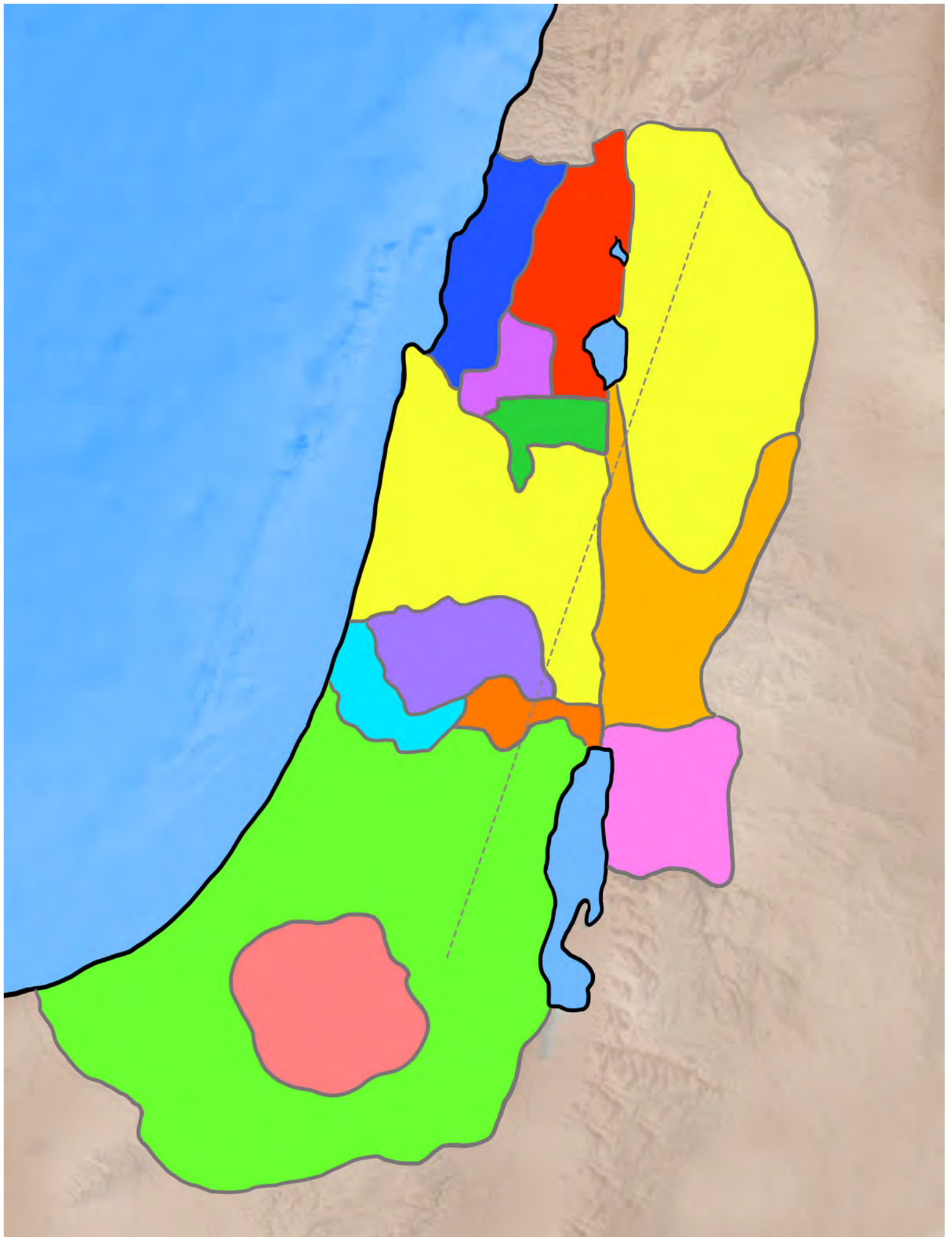
P14

You now have a visual representation of what Yahweh wanted the Yisra'elites to do when they entered the land of Kena'an. You can slide the Yisra'elites and sojourners up and down on the slit as they are run out of the land as well as knock the high places and engraved/stone images down.



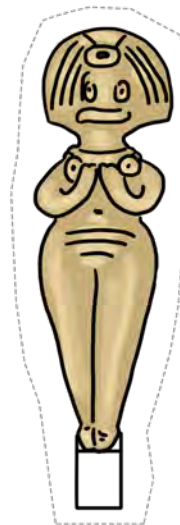
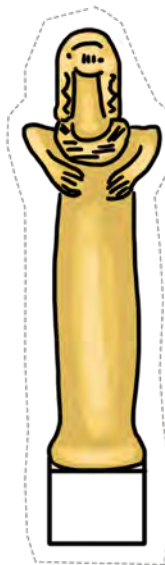
Notebook Template A (BW)

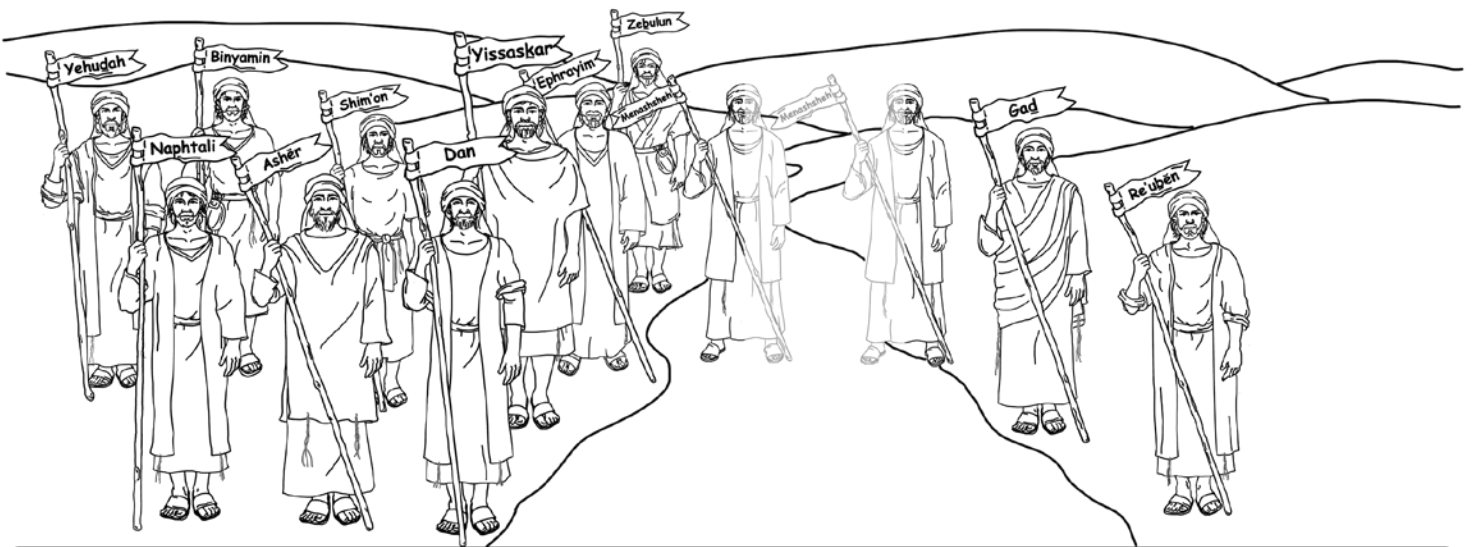
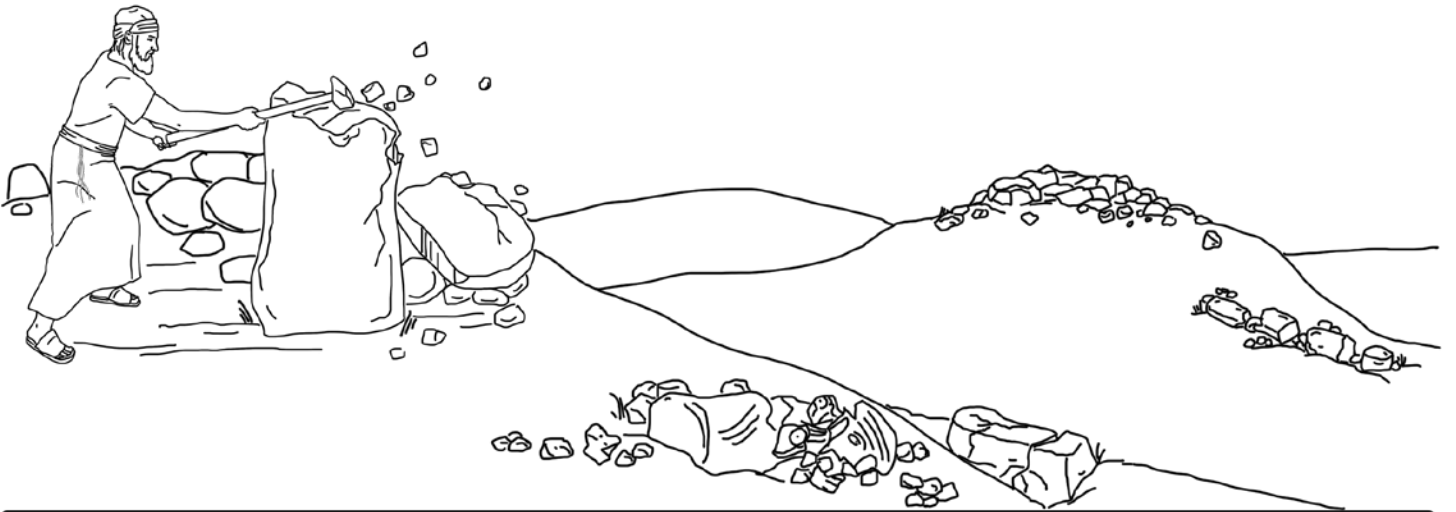






Notebook Template B (col)





---

# Sweetness of Torah

---

## SWEET SOUNDS OF TORAH

(Sing Praises to His Name)

Here is the link for this song:

[https://www.podomatic.com/podcasts/steveberkson/episodes/2017-07-16T03\\_06\\_48-07\\_00](https://www.podomatic.com/podcasts/steveberkson/episodes/2017-07-16T03_06_48-07_00)

### Chazak Chazak V'nit Chazek

Chazak, Chazak, v'nit-chazek, v'nit-chazek, v'nit-chazek

Chazak, Chazak, v'nit-chazek, be brave and be strong

We read five books of the Torah, the Torah, the Torah

We read five books of the Torah, and then we say chazak

Now we finished Bemidbar, Bemidbar, Bemidbar

Now we finished Bemidbar, and so we say chazak

Chazak, Chazak, v'nit-chazek, v'nit-chazek, v'nit-chazek

Chazak, Chazak, v'nit-chazek, be brave and be strong



# SWEET TASTE OF TORAH

This snack relates to this week's parsha. Please take these as suggestions and make necessary changes based on your individual dietary needs.

## Wedding Ring

Numbers 36:11-12



### Ingredients:









- Unfilled donuts (your choice of flavor; to represent wedding band)
- Card stock paper
- Diamonds template (provided in this lesson)
- Optional: Silver or gold dimensional glue to decorate diamond

### Instructions:

Print out the diamond template on card stock paper and carefully cut out diamond with scissors. Add some silver or gold dimensional glue to add some sparkle to the diamond.

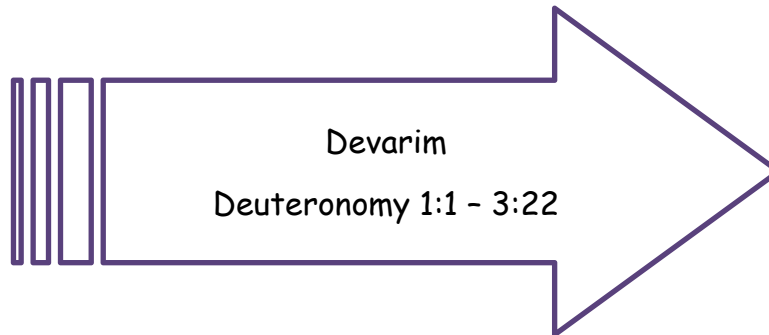
Gently push the point of the diamond cut out into donut to make diamond ring.

Diamonds Template



# Next Week's Treasure Hunt

## Next Week's Torah Portion



## Suggested Reading Schedule

Monday:	Chapter 1:1-18	Mosheh recounts the events at Horeb (Mt.Sinai)
Tuesday:	Chapter 1:19-46	Mosheh recounts the appointing of leaders and the rebellion of the 10 spies
Wednesday:	Chapter 2:1-23	Mosheh recounts Yahweh's past instructions to avoid conflict with Edomites, Moabites and Ammonites as they traveled
Thursday:	Chapter 2:24-37	Yisra'el defeats sovereign Sihon of the Amorites
Friday:	Chapter 3:1-22	Yisra'el defeats the giant sovereign Og of Bashan