

# Va'etchanan

"I Pleaded"

Deuteronomy 3:23 - 7:11  
Katan Aleph



In This Edition:

45.1 - The Past, Present & Future  
Deuteronomy 4:1-40; 6:1-25



---

# Table of Contents

---

Parsha Pearls is a comprehensive resource that allows for complete customization by the parent. We understand that if you were to strive to accomplish all aspects of each lesson in one day it would be unrealistic and also overload for the child. It is our intention that this be used 'a la carte' so that it suits your specific needs. Our site caters to printing only the pieces you choose.

This page will provide quick links to get to the portion of the document for which you are looking. When you hover over the title a finger will appear. Click on it and you will be taken directly to that page.

If you are new to Parsha Pearls, we have created an [Introduction](#) document outlining how to use our lessons, as well as a [Scriptural Inspiration](#) document, which explains our titles and the Scriptural inspiration for them. We pray that Parsha Pearls blesses your home and that your children will grow to love the Word and to never depart from keeping Torah. As always, feel free to email us at [parshapearls@mtoi.org](mailto:parshapearls@mtoi.org) if you have any questions.

<b>Gem Seeking</b> (The Main Lesson) . . . . .	<b>3</b>
➤ Little Gems Story (Story for Younger Children)	3
➤ Little Gems Story Characters	5
<b>Counting What You Gained</b> (Worksheets) . . . . .	<b>9</b>
➤ Storing Up Treasure in My Heart (Memory Verse)	9
➤ Seeking Treasure (Questions from the Parsha)	11
➤ Word Search	12
➤ Maze	13
<b>Precious Possessions</b> (Arts & Crafts) . . . . .	<b>14</b>
➤ Craft	14
➤ Coloring Page	18
<b>Sweetness of Torah</b> . . . . .	<b>19</b>
➤ Sweet Sounds of Torah (Song Corresponding to the Parsha)	19
➤ Sweet Taste of Torah (Snack Corresponding to the Parsha)	20
<b>Next Week's Treasure Hunt</b> (Looking Ahead to Next Week's Parsha) . . . . .	<b>21</b>



# Gem Seeking

## LITTLE GEMS STORY

### Parent/Teacher Preparation:

Please see the [Instructions for the Little Gems Story](#) on the YMTOI website. This will help you to understand how to prepare for the story.

### The Past, Present & Future

Shalom children! Welcome back to another Parsha Pearls story. Today we will continue listening to what Mosheh has to say to the new generation of Yisra'elites as they are on their journey and getting ready to enter the land. **(Place group of Yisra'elites and Mosheh on board.)**

He starts out by telling them that they need to listen to all the laws and right-rulings he is teaching them, so that they can live in the land Yahweh is giving them. **(Place Torah scroll on board.)** He tells them, "Don't add anything to what you've been given, and don't take anything away from it." Instead, they are supposed to guard the mitzvot and make sure to do them. Mosheh explains that by doing this, they will be wise and understanding. He doesn't want them to forget, because this is really important! He tells them to teach their children and grandchildren too, so that they won't forget either. **(Place children on board.)**

Next, Mosheh reminds the Yisra'elites of the time when they all stood before Yahweh at Mt. Horeb. They were told to hear Yahweh's words, to learn His laws and teach them to their children, so that they could always do them in the land He was giving them. They did not see Yahweh speaking to them; they only heard a voice. So Yahweh did not want them trying to represent Him by making anything that looked like a person, an animal, or anything else. And He did not want them bowing down to the sun, the moon or the stars, either. Here is an example of an idol—the thing that Yahweh doesn't want them to make. **(Place idols on board.)** Nope! Yahweh Himself brought them out of Mitsrayim so that they would not be involved with any of those things! Mosheh also reminds the Yisra'elites that he will not be there to lead them into the land because Yahweh will not allow him to enter. Man, if Mosheh won't be there with them when they go in, I hope they are listening to his instructions and stories closely, so they remember all of this!

Mosheh warns them to be sure they don't forget the covenant Yahweh made with them, and to guard against making any idols. **(Point to idols on board.)** If their children or grandchildren forget and start making idols, or doing anything that Yahweh told them not to do, then Yahweh will be really sad. They will not be able to keep living in the land, and they will be scattered all over the world for a long time. **(Scatter Yisra'elites to far corner of board.)** But when that happens, they will still be able to seek Yahweh their Elohim, and He promises that they will find Him when they look for Him with all their hearts. Then they will be able to come back to Yahweh! **(Move Yisra'elites back to center of board, and remove idols from board.)** Mosheh reminds everyone that Yahweh will not leave them or forget the covenant He made with them.



Mosheh then gives them some questions to think about. Is there any Word as great as Yahweh's? Has any other group of people heard His voice coming out of fire like they have? **(Place burning bush on board.)** Has any other group of people seen Elohim do all these amazing wonders in order to rescue them out of slavery in Mitsrayim? **(Place death of firstborn scene on board.)** Nope, only Yisra'el! Yisra'el got to hear His voice from the heavens and receive His instructions **(point to burning bush)**; He loved their fathers, and He chose to show His power by bringing them out of Mitsrayim. So they should not forget that Yahweh is Elohim, and no one else.

**(Remove all characters from board except for Mosheh, group of Yisra'elites and children.)**

Mosheh then sums up for them the commands that they need to remember as they go into the land. They and all their children should respect Yahweh, and they should guard and do His mitzvot. He repeats to them one of the most famous instructions—one that you might know too. It's called the Shema: "Hear, O Yisra'el: Yahweh our Elohim, Yahweh is one!" In Hebrew, it goes, "Shema, Yisra'el: Yahweh Eloheinu, Yahweh echad!" Can you try to say that with me? **(Repeat with children.)** The next instruction is very famous too; we call it the V'ahavta. "You shall love Yahweh your Elohim with all your heart, and with all your being, and with all your might. And these Words which I am commanding you today shall be in your heart, and you shall impress them upon your children, and shall speak of them when you sit in your house, and when you walk by the way, and when you lie down, and when you rise up, and shall bind them as a sign on your hand, and they shall be as frontlets between your eyes. And you shall write them on the doorposts of your house and on your gates."


Mosheh reminds them that it is Yahweh who will bring them into the land, and will give them cities and houses and all kinds of good food. **(Place house and food on board.)** He urges them to remember to serve Yahweh, because He is the one who brought them out of Mitsrayim. And he lets them know that if they do what is good and right, then things will go well for them. And in the future, when their children ask them about all these things, they can tell them the story of how Yahweh brought them to their good land and gave them so much. And they can explain to their children about all the mitzvot that Yahweh gave them, to help them do the right things so that they will enjoy a good life. **(Point to group of Yisra'elites and children.)**

Well children, we have come to the end of our story for today. We will see you next week for another exciting Little Gems story!





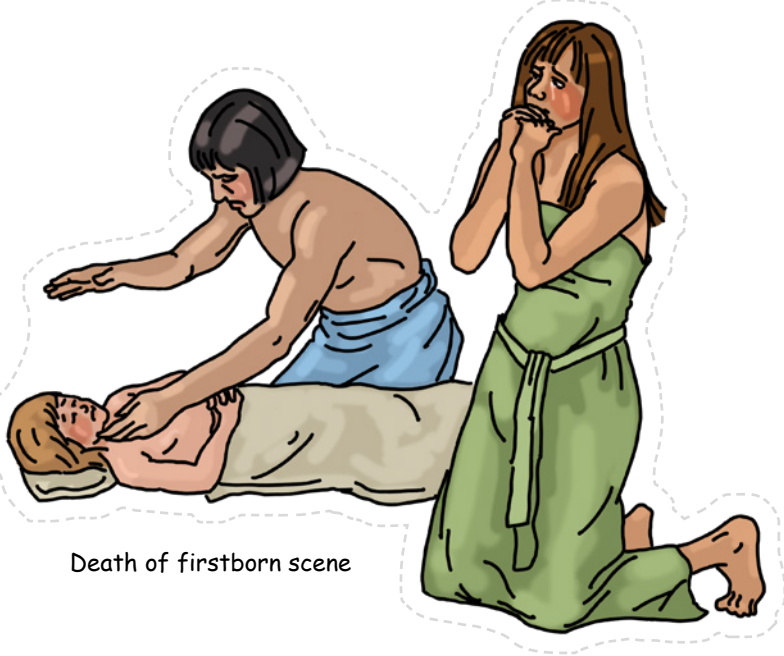
Mosheh



Group of Yisra'elites




Children




Death of firstborn scene







Torah scroll



House



Idols




Food



Burning bush



Mosheh



Group of Yisra'elites




Children

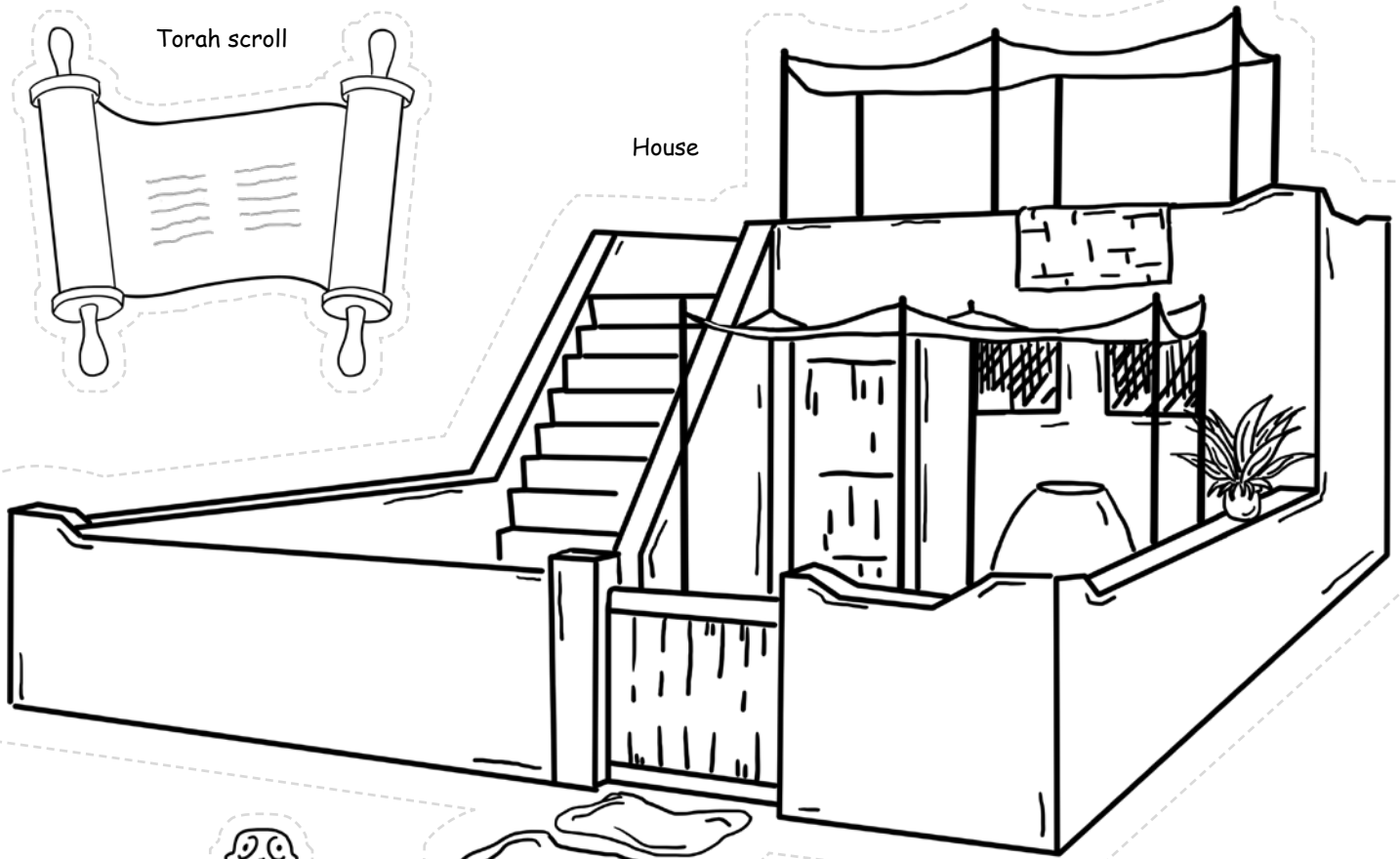


Death of firstborn scene







Torah scroll




House



Idols



Food



Burning bush

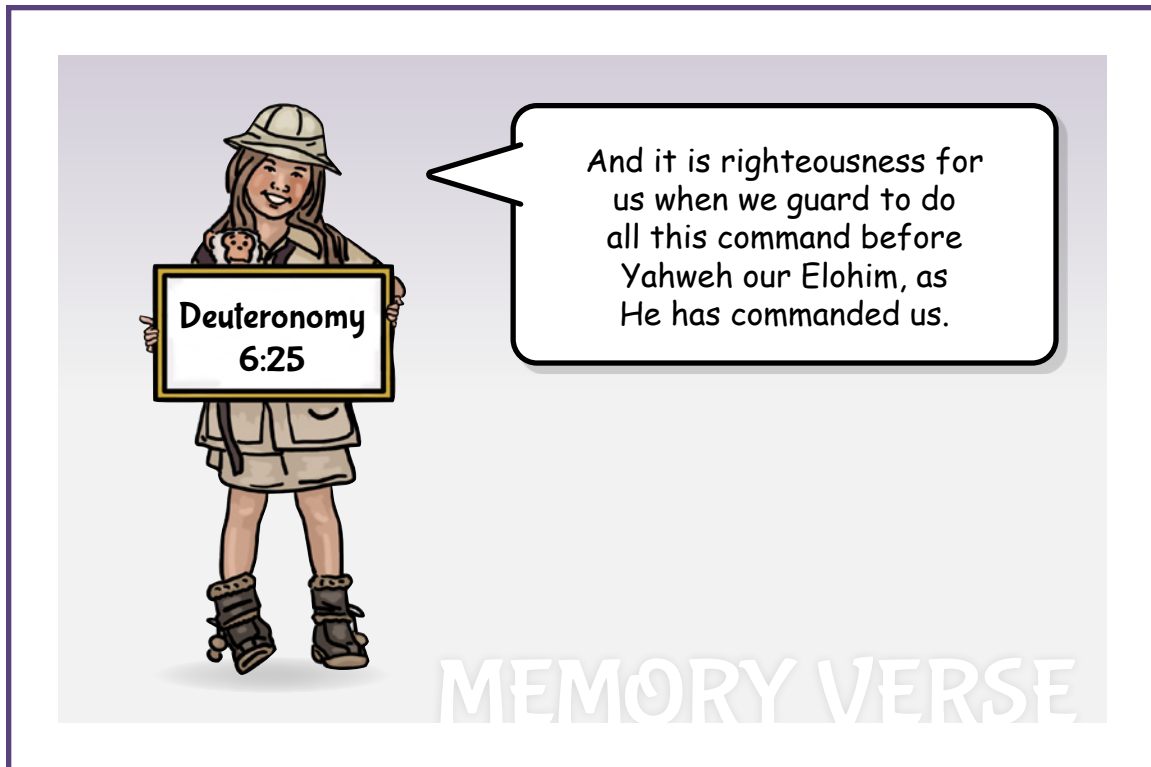


# Counting What You Gained

This next section is intended to be reinforcement of the lessons learned during this parsha. Choose the activities that best fit your child.

## STORING UP TREASURE IN MY HEART

The Katan Aleph memory verse for this Torah portion is Deuteronomy 6:25. If they have not already done so, begin to help them to memorize the verse. Be creative and try acting it out, or putting it to music.



Deuteronomy  
6:25

And it is righteousness for us when we guard to do all this command before Yahweh our Elohim, as He has commanded us.

MEMORY VERSE

**Use this space to draw a picture of the verse memorized.**



**Use this space to write out the verse memorized.**

---



---



---



---



---



---



---



---



---



---



---



---



---



---



---



---



---



---



---



---



# SEEKING TREASURE

Circle the correct choices.

1. How many words did Yahweh give the Yisra'elites at Mt. Horeb? (4:13)



2. Yahweh told them NOT to make this. (4:16-18)




3. Where did Yahweh deliver His people from? (4:20, 37)



4. We should impress Yahweh's Word to our \_\_\_\_\_. (6:7)

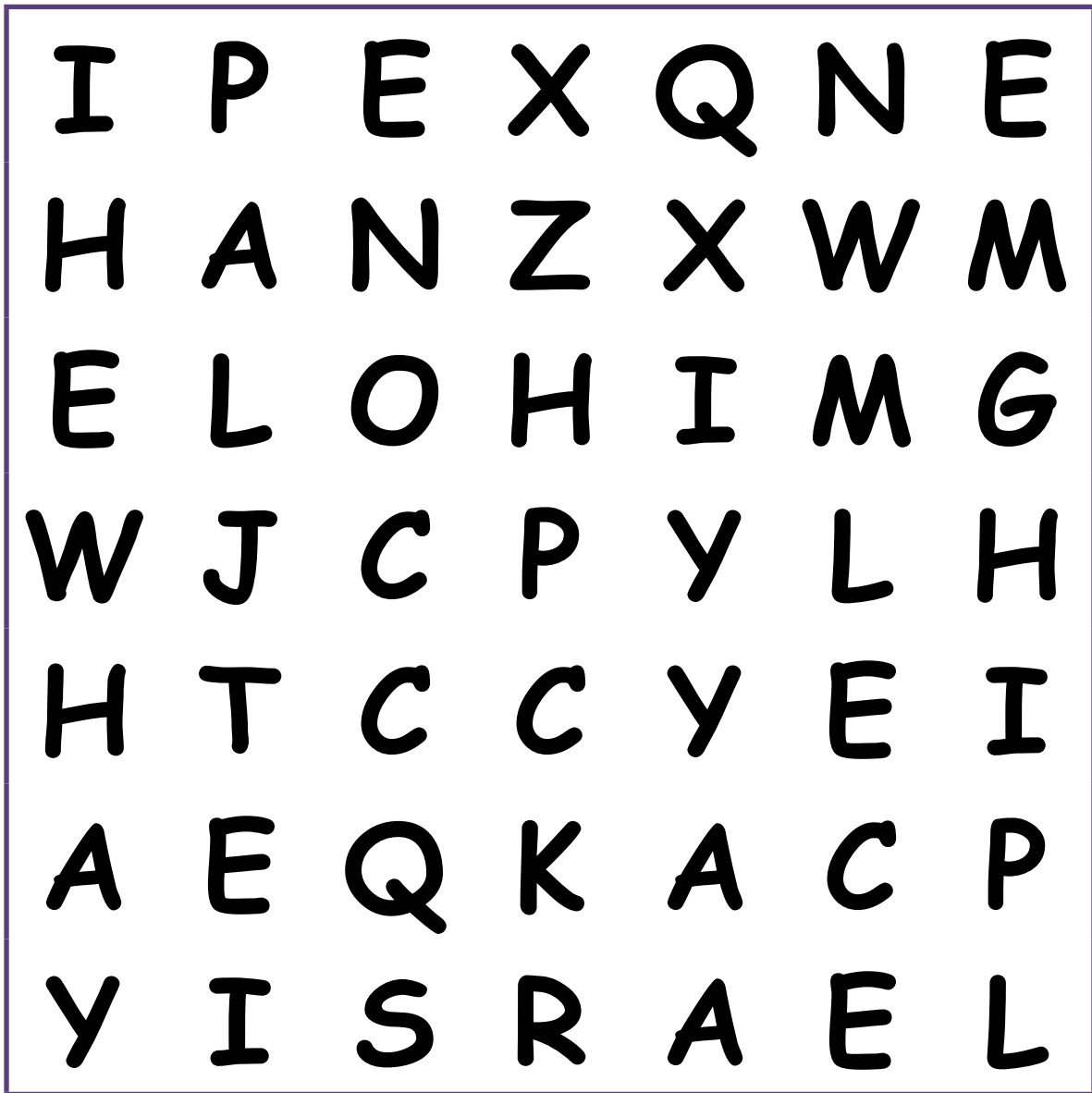


5. We should speak Yahweh's Words when we sit here. (6:7)



# WORD SEARCH


Search for the hidden words from this week's parsha.



HEAR  
YISRA'EL  
YAHWEH  
ELOHIM  
ONE



# MAZE



# Precious Possessions

## CRAFT

### Materials:

- Copy paper
- Jumbo craft stick
- Small piece of cellophane (for creating the shin)
- Puffy paint - color of choice
- Marker paint - color of choice
- Velcro strip - 'hook & loop' (for attaching mezuzah to doorpost)
- Masking tape (for connecting the craft sticks)
- Scissors
- Pencil (to assist in rolling kleft)
- Coloring pencils, crayons, markers
- Craft Templates: A (BW) or B (color)

#### Parent/Teacher Preparation:

- Print Craft Templates of choice on copy paper.

### Instructions for the Craft:

- If using BW Scroll Template, color using medium of choice.
- Cut out all Craft Templates. (P1)

#### Creating the Shin

- Place the (Michael put the shin letter here) template underneath a small piece of cellophane and trace the letter using puffy paint color of choice. (P2a, P2b)
- Allow the puffy paint to completely dry on the cellophane while making the mezuzah.

#### Creating the Mezuzah

- Using marker paint of choice, color the front and sides of the 4 jumbo craft sticks. (P3a, P3b)
- Once the paint is completely dry, flip the sticks over and connect them with 3 strips of masking tape almost the length of the sticks. (P4)
- To create a box, take another piece of masking tape and place half of it on one of the sticks on one end. Bring the craft stick on the opposite side over and lay onto the tape to connect them. (P5a, P5b)
- If desired, squeeze the sticks and paint the masking tape that will be showing slightly between the sticks. (P6)

## Mezuzah

Deuteronomy 6:4-9



P1



P2a



P2b



P3a



P3b



P4



P5a



P5b



P6

# Instructions for the Craft Cont'd:

## Decorating the Mezuzah

- Use gems, beads, sequins, or any decorative items of choice to embellish your mezuzah.
- We placed 3 drops of glue at the top and bottom of the front and side sticks and laid pearl gems on them. (P7a, P7b)



P7a




P7b

## Placing the Shin

- Peel the shin off of the cellophane very carefully so as to not break it. (P8)
- Add some glue to the back of the shin and place on the front craft stick in the middle of the stick. (P9)
- If desired, embellish the mezuzah. We used silver glitter puffy paint on the front and side sticks. (P10)



P8



P9



P10



P11a

## Inserting the Shema

- Place a cotton ball inside the mezuzah at the open end on the bottom first. This will prevent the 'klaft' parchment paper from falling out. (P11a, P11b)
- Roll the scroll 'klaft' tight enough to fit inside the mezuzah. We used a pencil to get an even roll. (P12)
- Place the 'klaft' inside the mezuzah. (P13)



P11b



P12




P13



P14

## Adding the Velcro Strip

- Cut a piece of 'hook' and 'loop' Velcro strip almost the length of the mezuzah. (P14)
- Peel and stick the 'loop' side onto the back stick and connect the 'hook' side which will be adhered to the doorpost onto it. (P15a, P15b)
- If desired, peel and stick the 'hook' side on an indoor doorframe only (as we did not waterproof this). (P16a, P16b)



P15a



P15b

*You now have a visual representation of the instruction to write the Torah on the doorposts of your house.*



P16a



P16b



### Devarim (Deuteronomy) 6:4-9

Hear, O Yisra'el: יהוה our Elohim, יהוה is one! שמע, ישראל: יהוה אלהינו, יהוה אחד.

And you shall love יהוה your Elohim with all your heart, and with all your being, and with all your might. ואהבת, את יהוה אלהיך, בכל לבבך ובכל נפשך, ובכל מאדך.

And these Words which I am commanding you today shall be in your heart, והיו הדברים האלה, אשר אנכי מצוה היום--על לבבך.

and you shall impress them upon your children, and shall speak of them when you sit in your house, and when you walk by the way, and when you lie down, and when you rise up, ושננתם לבניך, ודברת בם, בשבתך בביתך ובלכתך בדרך, ובשכבך ובקומך.

and shall bind them as a sign on your hand, and they shall be as frontlets between your eyes. וקשרתם לאות, על ידך; והיו לטטפות, בין עיניך.

And you shall write them on the doorposts of your house and on your gates. וכתבתם על-מזוזות ביתך, ובשעריך.








Devarim (Deuteronomy) 6:4-9

Hear, O Yisra'el: יהוה our Elohim, יהוה is one!	שמע, ישראל: יהוה אלהינו, יהוה אחד.
And you shall love יהוה your Elohim with all your heart, and with all your being, and with all your might.	ואהבת, את יהוה אלהיך, בכל לבבך ובכל נפשך, ובכל מאדך.
And these Words which I am commanding you today shall be in your heart,	והיו הדברים האלה, אשר אנכי מצוך היום--על לבבך.
and you shall impress them upon your children, and shall speak of them when you sit in your house, and when you walk by the way, and when you lie down, and when you rise up,	ושננתם לבניך, ודברת בם, בשבתך בביתך ובלכתך בדרך, ובשכבך ובקומך.
and shall bind them as a sign on your hand, and they shall be as frontlets between your eyes.	וקשרתם לאות, על ידך; והיו לטטפות, בין עיניך.
And you shall write them on the doorposts of your house and on your gates.	ובתבתם על מזוזות ביתך, ובשעריך.





---

# Sweetness of Torah

---

## SWEET SOUNDS OF TORAH

(Sing Praises to His Name)

Here is the link for this song:

[https://www.podomatic.com/podcasts/steveberkson/episodes/2017-07-30T04\\_04\\_20-07\\_00](https://www.podomatic.com/podcasts/steveberkson/episodes/2017-07-30T04_04_20-07_00)

### Shema Yisra'el

*Deuteronomy 6:4*

Shema Yisra'el

Yahweh Eloheinu

Yahweh Echad

Baruch Shem K'vod Malchuto

L'olam Va'ed




# SWEET TASTE OF TORAH

This snack relates to this week's parsha. Please take these as suggestions and make necessary changes based on your individual dietary needs.

## Torah Scroll

Deuteronomy 6:9



### Ingredients:

- Fruit by the Foot Roll Up (or any roll up you prefer to represent a Torah scroll)
- Pretzel sticks

### Instructions:

Cut off about 6 inches off a fruit roll up and wrap its ends around 2 pretzel sticks. Enjoy Yahweh's sweet word! This snack represents the Shema prayer (klaft\*) that would be inside a mezuzah, the special little box used to fix the Word upon the doorpost of your house and on your gates.

*\*The klaft - a piece of parchment inside a mezuzah which contains the words from Deut. 6:4-9 and 11:13-21.*

# Next Week's Treasure Hunt

## Next Week's Torah Portion



## Suggested Reading Schedule

Monday:	Deut. 7:12-26	Yahweh's blessings for those who hear and guard His right-rulings in the land of Kena'an
Tuesday:	Deut. 8	Admonitions to remember Yahweh in your increase (prosperity); The 7 Species (sheva minim)
Wednesday:	Deut. 9	Admonitions to remember Yahweh's mercy in bringing you to the land, and to recall the golden calf incident
Thursday:	Deut. 10	Recollections of how Yahweh replaced the broken tablets of stone and showed mercy on Yisra'el; Exhortations to obey Him from the heart
Friday:	Deut. 11:1-25	Reminders of the blessings for obedience and of the curses for disobedience; Reiteration of The V'ahavta

