

PARSHA PEARLS.



"I pleaded"

Va'etchanan

Deuteronomy 3:23 - 7:11

In this edition:

Deuteronomy 4:1-40; 6:1-25 (The Past, Present and Future)
Katan A



TABLE OF CONTENTS

Parsha Pearls is a comprehensive resource that allows for complete customization by the parent. We understand that if you were to strive to accomplish all aspects of each lesson in one day it would be unrealistic and also overload for the child. It is our intention that this be used 'a la carte' so that it suits your specific needs. Our site caters to printing only the pieces you choose.

This page will provide quick links to get to the portion of the document for which you are looking. When you hover over the title a finger will appear. Click on it and you will be taken directly to that page.

We also have an Introduction document on our website that explains each section in detail. (<https://ymtoi.org/wp-content/uploads/2020/03/Introduction-3-28-20.pdf>)

As always, feel free to email us at parshapearls@mtoi.org.

Title	Page #
• Parsha Points (the main lesson)	
➤ Little Gems (story for younger children)	3
➤ Little Gems Story Characters	6
• Counting What You Gained (worksheets)	
➤ Storing Up Treasure In My Heart (memory verse)	10
➤ Seeking Treasure (questions from the parsha)	12
➤ Word Search	13
➤ Maze	14
• Precious Possessions (arts and crafts)	
➤ Craft Instructions	15
➤ Coloring Page	18
• Sweetness of Torah	
➤ Sweet Sounds of Torah (song corresponding to the parsha)	19
➤ Sweet Taste of Torah (snack corresponding to the parsha)	20
• Next Week's Treasure Hunt (looking ahead to next week's parsha)	21



PARSHA POINTS

LITTLE GEMS

Parent/Teacher Preparation:

Please see the instructions for the Little Gems story on the YMTOI website. We recommend that you print out the characters and familiarize yourself with each story so that you can implement the visual representations of your choice (felt, laminated or stand-ups) at the appropriate time.

The Past, Present and Future

Shalom children! Welcome back to another Parsha Pearls story. Today we will continue listening to what Mosheh has to say to the new generation of Yisra'elites as they are on their journey and getting ready to enter the land. **(Place group of Yisra'elites and Mosheh on board.)**

He starts out by telling them that they need to listen to all the laws and right-rulings he is teaching them, so that they can live in the land Yahweh is giving them. **(Place Torah scroll on board.)** He tells them, "Don't add anything to what you've been given, and don't take anything away from it." Instead, they are supposed to guard the mitzvot and make sure to do them. Mosheh explains that by doing this, they will be wise and understanding. He doesn't want them to forget, because this is really important! He tells them to teach their children and grandchildren too, so that they won't forget either. **(Place children on board.)**

Next, Mosheh reminds the Yisra'elites of the time when they all stood before Yahweh at Mt. Horeb. They were told to hear Yahweh's words, to learn His laws and teach them to their children, so that they could always do them in the land He was giving them. They did not see Yahweh speaking to them; they only heard a voice. So Yahweh did not want them trying to represent Him by making anything that looked like a person, an animal, or anything else. And He did not want them bowing down to the sun, the moon or the stars, either. Here is an example of an idol—the thing that Yahweh doesn't want them to make. **(Place idol on board.)** Nope! Yahweh Himself brought them out of Mitsrayim so that they would not be involved with any of those things! Mosheh also reminds the Yisra'elites that he will not be there to lead them into the land because Yahweh will not allow him to enter. Man, if Mosheh won't be there with them when they go in, I hope they are listening to his instructions and stories closely, so they remember all of this!

PARSHA POINTS

LITTLE GEMS

Mosheh warns them to be sure they don't forget the covenant Yahweh made with them, and to guard against making any idols. **(Point to idol on board.)** If their children or grandchildren forget and start making idols, or doing anything that Yahweh told them not to do, then Yahweh will be really sad. They will not be able to keep living in the land, and they will be scattered all over the world for a long time. **(Scatter Yisra'elites to far corner of board.)** But when that happens, they will still be able to seek Yahweh their Elohim, and He promises that they will find Him when they look for Him with all their hearts. Then they will be able to come back to Yahweh! **(Move Yisra'elites back to center of board, and remove idol from board.)** Mosheh reminds everyone that Yahweh will not leave them or forget the covenant He made with them.

Mosheh then gives them some questions to think about. Is there any Word as great as Yahweh's? Has any other group of people heard His voice coming out of fire like they have? **(Place burning bush on board.)** Has any other group of people seen Elohim do all these amazing wonders in order to rescue them out of slavery in Mitsrayim? **(Place death of firstborn scene on board.)** Nope, only Yisra'el! Yisra'el got to hear His voice from the heavens and receive His instructions **(point to burning bush)**; He loved their fathers, and He chose to show His power by bringing them out of Mitsrayim. So they should not forget that Yahweh is Elohim, and no one else.

(Remove all characters from board except for Mosheh, group of Yisra'elites and children.)

Mosheh then sums up for them the commands that they need to remember as they go into the land. They and all their children should respect Yahweh, and they should guard and do His mitzvot. He repeats to them one of the most famous instructions—one that you might know too. It's called the Shema: "Hear, O Yisra'el: Yahweh our Elohim, Yahweh is one!" In Hebrew, it goes, "Shema, Yisra'el: Yahweh Eloheinu, Yahweh echad!" Can you try to say that with me? **(Repeat with children.)** The next instruction is very famous too; we call it the V'havta. "You shall love Yahweh your Elohim with all your heart, and with all your being, and with all your might. And these Words which I am commanding you today shall be in your heart, and you shall impress them upon your children, and shall speak of them when you sit in your house, and when you walk by the way, and when you lie down, and when you rise up, and shall bind them as a sign on your hand, and they shall be as frontlets between your eyes. And you shall write them on the doorposts of your house and on your gates."

PARSHA POINTS

LITTLE GEMS

Mosheh reminds them that it is Yahweh who will bring them into the land, and will give them cities and houses and all kinds of good food. **(Place house and food on board.)** He urges them to remember to serve Yahweh, because He is the one who brought them out of Mitsrayim. And he lets them know that if they do what is good and right, then things will go well for them. And in the future, when their children ask them about all these things, they can tell them the story of how Yahweh brought them to their good land and gave them so much. And they can explain to their children about all the mitzvot that Yahweh gave them, to help them do the right things so that they will enjoy a good life. **(Point to group of Yisra'elites and children.)**

Well children, we have come to the end of our story for today. We will see you next week for another exciting Little Gems story!



Group of Yisra'elites



Death of firstborn scene




Children



Food




Torah scroll




Mosheh




Idol



Burning bush





House

Group of Yisra'elites




Death of firstborn scene



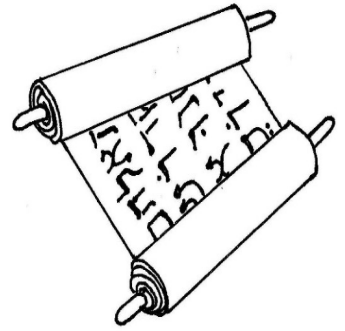
Children




Food




Torah scroll




Mosheh

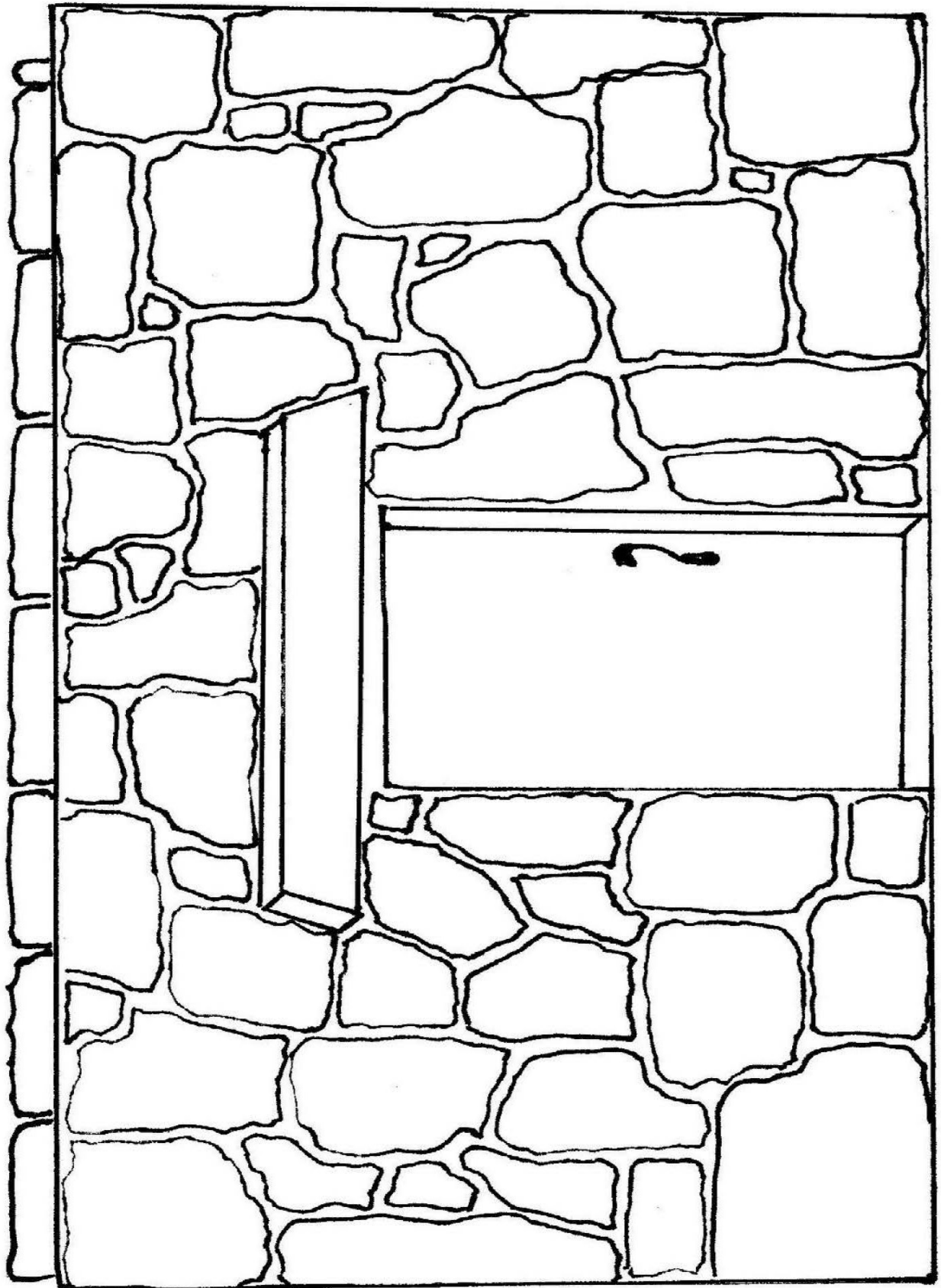


Burning bush



Idol





House

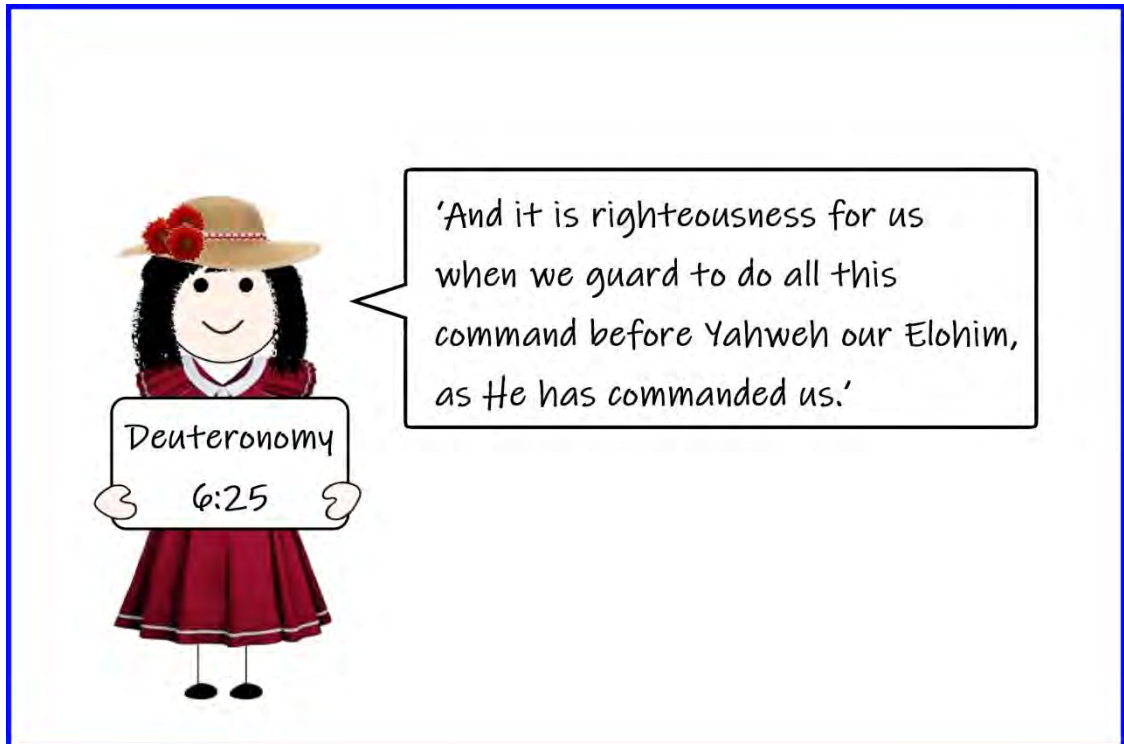


COUNTING WHAT YOU GAINED

This next section is intended to be reinforcement of the lessons learned during this parsha. Choose the activities that best fit your child.

STORING UP TREASURE IN MY HEART

The Katan A memory verse for this Torah portion is Deuteronomy 6:25. If they have not already done so, begin to help them to memorize the verse. Be creative and try acting it out or putting it to music.



STORING UP TREASURE IN MY HEART

Use this space to draw a picture of the verse(s) memorized.

Use this space to write out the verse(s) memorized.




SEEKING TREASURE

Circle the correct choices.

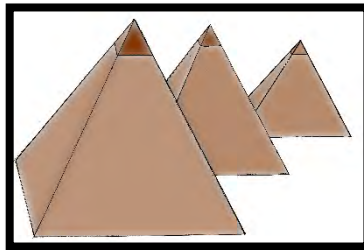
1. How many words did Yahweh give the Yisra'elites at Mt. Horeb?? (4:13)



2. Yahweh told them NOT to make this. (4:16-18)




3. Where did Yahweh deliver His people from? (4:20, 37)



4. We should impress Yahweh's Word to our _____ . (6:7)



5. We should speak Yahweh's Words when we sit here. (6:7)



WORD SEARCH

Search for the hidden words from this week's parsha.

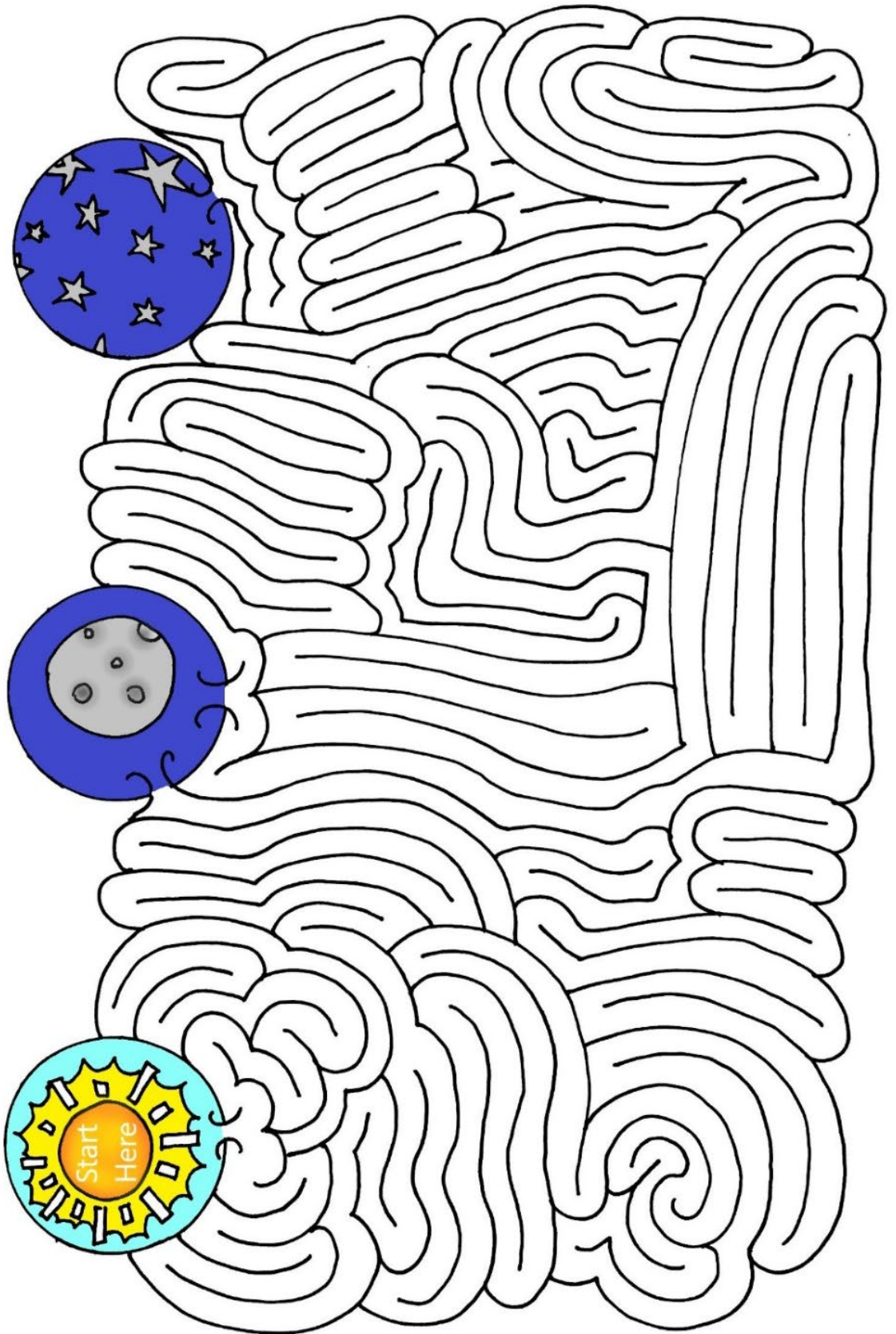
The Shema

I	P	E	X	Q	N	E
H	A	N	Z	X	W	M
E	L	O	H	I	M	G
W	J	C	P	Y	L	H
H	T	C	C	Y	E	I
A	E	Q	K	A	C	P
Y	I	S	R	A	E	L

HEAR
YISRA'EL
YAHWEH
ELOHIM
ONE



DO NOT WORSHIP



PRECIOUS POSSESSIONS

Craft Instructions

Mezuzah

Deuteronomy 6:4-9

Materials:

- Jumbo craft sticks (3)
- Paint (various colors)
- Dimensional paint - various colors
- Sticky back hook and loop (to attach mezuzah to doorpost)
- Small piece of clear cellophane or a resealable bag
- Hot glue
- White glue
- Optional: stickers, aleph bet stickers
- Optional: *Command Strips* (to attach mezuzah to doorpost)
- Craft Template A

Parent/Teacher Preparation:


Print Craft Template A on copy paper.

Instructions for the craft:

- Paint and decorate (2) of the craft sticks. They can be decorated in any way. (P1)
- The last craft stick can simply be painted a solid color on one side. (P2) It is best NOT to paint the side that will be facing out as the hook and loop may not stick.
- Set it aside to dry.
- Cut out the section for the Shema, V'ahavta (Deuteronomy 6:4-9) and the 'ש' (shin) on Craft Template A.

Note regarding the shin on the front of the mezuzah:

- Put the shin on the front of the mezuzah in any one of these ways:
 - ✓ Use the shin template on Craft Template A as a guide to trace with dimensional glue.
 - ✓ Use the shin template on Craft Template A to color and cut out.
 - ✓ Use a sticker of a shin to put on the front of the mezuzah.
 - ✓ Free hand the letter shin on the front of the mezuzah.



P1



P2




PRECIOUS POSSESSIONS

Craft - page 2:

Instructions for the craft cont'd:

- If using dimensional paint, place the template under the cellophane or resealable bag and then trace the shin with the dimensional paint. This can be a little thick. (P3)
- Set it aside to dry.

P3




Assembling the mezuzah

- Check to make sure the craft sticks are dry.
- Hot glue the (2) decorated sticks together on one long edge. (P4) If you created a design on them that is directional (has an up and down side), then make sure that the up side of both sections match. These (2) pieces will make the front of the mezuzah.
- Take the third craft stick and glue the long sections to the sides of your mezuzah; making sure the painted section is on the inside. (P5)

P4




P5



The shin on the mezuzah

- Check if the shin is dry.
- If it is, carefully peel it off the plastic or cellophane and then glue it with white glue to the front of the mezuzah. (P6)
- If NOT using this method, then put the shin on the mezuzah at this point using whichever method you chose.

P6



Finishing the mezuzah

- On the bottom open end, fill the hole with hot glue and let it dry. This will create a clear base so that the scroll will not fall out once inserted. (P7)
- Roll the scroll (khaft) tight enough to fit inside the mezuzah and place it inside. (P8)
- Peel and stick one side of the hook and loop to the back of the mezuzah. (P9) Optional: if concerned that the hook and loop tape will leave a mark on the wall, try using *Command Strips* to attach the mezuzah to the wall.
- Choose where the mezuzah will go before peeling off the other side to attach to the wall.

P7



P8



P9



This mezuzah will help to remind you of the Shema and V'ahavta. Please note that this mezuzah is NOT intended for outdoor display as glue and paints used were NOT designed for outdoor elements.



Devarim (Deuteronomy) 6:4-9

"Hear, O Yisra'el: יהוה our Elohim, יהוה is one! . שְׁמַע, יִשְׂרָאֵל: יְהוָה אֱלֹהֵינוּ, יְהוָה אֶחָד.

And you shall love יהוה your Elohim with all your heart, and with all your being, and with all your might. וְאַהֲבַתְּ, אֶת יְהוָה אֱלֹהֶיךָ, בְּכָל-לִבְבְּךָ וּבְכָל-נַפְשְׁךָ, וּבְכָל-מְאֹדְךָ.

And these Words which I am commanding you today shall be in your heart, וְהָיוּ הַדְּבָרִים הָאֵלֶּה, אֲשֶׁר אֲנֹכִי מְצַוְּךָ הַיּוֹם--עַל-לִבְבְּךָ.

and you shall impress them upon your children, and shall speak of them when you sit in your house, and when you walk by the way, and when you lie down, and when you rise up, וְשִׁנַּנְתֶּם לְבַנְיֵיךָ, וְדַבַּרְתָּ בָם, בְּשִׁבְתְּךָ בְּבֵיתְךָ וּבְלַכְתְּךָ בַּדֶּרֶךְ, וּבְשֹׁכְבְּךָ וּבְקוּמְךָ.

and shall bind them as a sign on your hand, and they shall be as frontlets between your eyes. וְקָשַׁרְתֶּם לְאוֹת, עַל-יָדְךָ; וְהָיוּ לְטֹטְפֹת, בֵּין עֵינֶיךָ.

And you shall write them on the doorposts of your house and on your gates." וְכָתַבְתֶּם עַל-מַזְזוֹת בֵּיתְךָ, וּבְשַׁעְרֶיךָ.





DEUTERONOMY
6:20-25




SWEETNESS OF TORAH

SWEET SOUNDS OF TORAH

(SING PRAISES TO HIS NAME)

Shema Yisra'el
Deuteronomy 6:4

Shema Yisra'el
Yahweh Eloheinu
Yahweh Echad
Baruch Shem K'vod Malchuto
L'olam Va'ed



Here is the link for this
song:

https://www.podomatic.com/podcasts/steveberkson/episodes/2017-07-30T04_04_20-07_00

SWEETNESS OF TORAH

SWEET TASTE OF TORAH

This snack relates to this week's parsha. Please take these as suggestions and make necessary changes based on your individual dietary needs.

Torah Scroll Deuteronomy 6:9



Ingredients:

- *Fruit by the Foot* Roll Up (or any roll up you prefer to represent a Torah scroll)
- Pretzel sticks

Instructions:

Cut off about 6 inches off a fruit roll up and wrap its ends around 2 pretzel sticks. Enjoy Yahweh's sweet word! This snack represents the Shema prayer (klaft*) that would be inside a mezuzah, the special little box used to fix the Word upon the doorpost of your house and on your gates.

*The klaft - a piece of parchment inside a mezuzah which contains the words from Deut. 6:4-9 and 11:13-21.

NEXT WEEK'S TREASURE HUNT

Next week's Torah portion

Eikev
Deuteronomy 7:12 - 11:25

Suggested reading schedule

Monday:	Deut. 7:12-26	Yahweh's blessings for those who hear and guard His right-rulings in the land of Kena'an
Tuesday:	Deut. 8	Admonitions to remember Yahweh in your increase (prosperity); The 7 Species (sheva minim)
Wednesday:	Deut. 9	Admonitions to remember Yahweh's mercy in bringing you to the land, and to recall the golden calf incident
Thursday:	Deut. 10	Recollections of how Yahweh replaced the broken tablets of stone and showed mercy on Yisra'el; Exhortations to obey Him from the heart
Friday:	Deut. 11:1-25	Reminders of the blessings for obedience and of the curses for disobedience; Reiteration of The V'ahavta

Next week's memory verse

Katan A: Deuteronomy 8:6