

PARSHA PEARLS



"Because or Consequence"

Eikev

Deuteronomy 7:12 - 11:25

In this edition:
Deuteronomy 8 (7 Species)
Katan B/Gadol



TABLE OF CONTENTS

Parsha Pearls is a comprehensive resource that allows for complete customization by the parent. We understand that if you were to strive to accomplish all aspects of each lesson in one day it would be unrealistic and also overload for the child. It is our intention that this be used 'a la carte' so that it suits your family's specific needs. Our site caters to printing only the pieces you choose.

This page will provide quick links to get to the portion of the document for which you are looking. When you hover over the title a finger will appear. Click on it and you will be taken directly to that page.

We also have an introduction document on our main website page that explains each section in detail.

As always, feel free to email us at parshapearls@mtoi.org.

Title	Page #
• Parsha Points (the main lesson)	
➤ Treasuring His Word (overview of the parsha)	3
➤ Pearl Seeking (main lesson content)	3
➤ Digging Deeper (thought provoking questions)	6
• Searching Out Hebrew (reading and writing)	
➤ Words and Numbers	7
➤ Flashcards	8
➤ Word Match	10
➤ Writing Hebrew	11
• Counting What You Gained (worksheets)	
➤ Storing Up Treasure In My Heart (memory verse)	13
➤ Seeking Treasure (questions from the parsha)	15
➤ Word Search	17
➤ Crossword Puzzle	19
➤ Maze	21
• Precious Possessions (arts and crafts)	
➤ Notebook Instructions	22
➤ Coloring Page	28
• Sweetness of Torah	
➤ Sweet Sounds of Torah (song corresponding to the parsha)	29
➤ Sweet Taste of Torah (snack corresponding to the parsha)	30
• Next Week's Treasure Hunt (looking ahead to next week's parsha)	32



PARSHA POINTS

TREASURING HIS WORD

Let's do a quick overview of the Torah portion:

Monday:	Deut. 7:12-26	Yahweh's blessings for those who hear and guard His right-rulings in the land of Kena'an
Tuesday:	Deut. 8	Admonitions to remember Yahweh in your increase (prosperity); The 7 Species
Wednesday:	Deut. 9	Admonitions to remember Yahweh's mercy in bringing you to the land, and to recall the golden calf incident
Thursday:	Deut. 10	Recollections of how Yahweh replaced the broken tablets of stone and showed mercy on Yisra'el; Exhortations to obey Him from the heart
Friday:	Deut. 11:1-25	Reminders of the blessings for obedience and of the curses for disobedience; Reiteration of The V'ahavta

In this week's Parsha Pearls lesson, we will look at another one of Mosheh's speeches. In this address, Mosheh fluctuates between present day instruction, revisitation of past events and the foretelling of future events. We will also learn about the 7 Species (sheva minim) that the people will discover in Eretz Yisra'el (land of Yisra'el). Now, let's read Deuteronomy 8.

PEARL SEEKING

- Yahweh commands Yisra'el to guard to do every *command* which He commands them, so that they might live, and increase, and go in and possess the land which Yahweh covenanted with their fathers - 8:1-2

The past

- Yahweh appeals to them to remember that He led them 40 years in the wilderness, in order to (8:2):
 - humble them
 - prove (test) them
 - to know what is in their heart
 - to know whether they guard His commands or not
- Yahweh humbled them and let them suffer hunger, then fed them with manna which they were not familiar with, to cause them to know that man does not live by bread alone, but by every *Word* that comes from the mouth of Yahweh - 8:3



PARSHA POINTS

PEARL SEEKING

- Yahweh kept their garments from wearing out and prevented their feet from swelling throughout their 40 year journey - 8:4

The present

- Yahweh reminds them that as a man disciplines his son, so Yahweh their Elohim disciplines them - 8:5
- You shall guard the *commands* of Yahweh your Elohim, to walk in His ways and to fear Him - 8:6

The future

- Yahweh your Elohim is bringing you into a good land, a land (8:7-9):
 - of streams of water
 - of fountains and springs that flow out of valleys and hills
 - of wheat (chittah) and barley (seorah), of vines (gefen) and fig (te'edah) trees and pomegranates (rimmon), and olive oil (zayit shemen) and honey (devash)
 - in which you eat bread without scarcity
 - in which you do not lack at all
 - whose stones are iron and out of whose hills you dig copper
- You shall eat and be satisfied - 8:10
- You shall bless Yahweh your Elohim for the good land which He has given you - 8:10
- Yahweh commands them to be on guard lest (8:11-14):
 - they forget Yahweh their Elohim by not guarding His *commands* and His *right-rulings*, and His *laws* which He commanded them
 - they eat and are satisfied and build lovely houses and dwell in them and their herds and their flocks increase, and their silver and gold increase and all that they have is increased
 - their hearts become lifted up, and they forget Yahweh their Elohim who brought them out of the land of Mitsrayim, from the house of bondage



PARSHA POINTS

PEARL SEEKING

The past

- Yahweh recalls the things that He did for Yisra'el in the wilderness (8:15-16):
 - He led them through that great and awesome wilderness of fiery serpents and scorpions and thirst
 - He brought water for them out of the flinty rock, in a land where there was no water
 - He fed them in the wilderness with manna, which their fathers did not know, to humble them and to try them so that He could do them good in the end

The future

- Yahweh wants this next generation to be on guard (v 11) lest they say in their heart that their own power and the strength of their own hand have made them this wealth - 8:17
- Yahweh wants this next generation to remember that it is Yahweh who gives them power to get wealth, in order to establish His covenant which He promised to their fathers, as it is today - 8:18
- Yahweh warns them: if by any means you forget Yahweh your Elohim and follow other mighty ones, and serve them and bow yourselves to them, you shall certainly perish - 8:19
- Just as Yahweh is about to do to the nations which they are to destroy, so shall He do to them if they do NOT obey the voice of Yahweh their Elohim - 8:20



PARSHA POINTS

DIGGING DEEPER

Parents/Teachers may choose to use these prompts for further discussion of the Torah portion. This section would be ideal for the Katan B and Gadol students for deeper study.

- Consider this: if Mosheh's speech was given today, how do you think most people would react?
- Yahweh repeatedly says, "IF you do this, THEN I shall do that". Discuss how their success in the land was totally conditional upon their choice to be obedient. What were they to obey?
- Does Scripture ever indicate that works are NOT necessary or bad? Does Scripture ever indicate that man should follow his own heart? Consider Jeremiah 17:9.
- Yahweh repeatedly reminds Yisra'el to remember that everything they are about to receive is NOT from their own power or might. It seems that Yahweh does NOT want them to become haughty or prideful. Find stories in the Scriptures of those who became prideful and were humbled. Who should we give all the credit to?



SEARCHING OUT HEBREW

WORDS

Parents/Teachers see the following page for 3 x 5 card cut outs of the words from this week's parsha. If printed on card stock, they can be kept in a box to reinforce learning.

Erets (ארץ) - land

Te'enah (תאנה) - fig

Chittah (חטה) - wheat

Rimmon (רמון) - pomegranate

Seorah (שערה) - barley

Zayit shemen (צית שמן) - olive oil

Gefen (גפן) - vine

Devash (דבש) - honey

NUMBERS

Parents/Teachers can print out these numbers to have as additional resources. These can be found under the 'Resources' tab on the YMTOI website.

40 - arba'im



SEARCHING OUR HEBREW

ארץ

Erets

E-rets
land

חטה

Chittah

Chit-tah
wheat

שערה

Seorah

Se-o-rah
barley

גפן

Gefen

Ge-fen
vine

SEARCHING OUR HEBREW

תאנה

Te'enah

Te-enah

fig

רמון

Rimmon

Rim-mon

pomegranate

צית שמן

Zayit shemen

Zay-ith she-men

olive oil

דבש

Devash

Dev-ash

honey

SEARCHING OUT HEBREW

WORD MATCH

Match this week's Hebrew words to their correct definition.

7 Species

Chittah

Devash

Erets

Gefen

Rimmon

Seorah

Te'edah

Zayit shemen

Barley

Fig

Honey

Land

Olive oil

Pomegranate

Vine

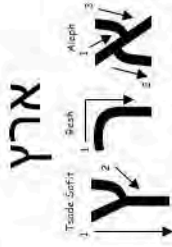
Wheat



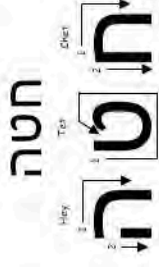
SEARAH OUR HEBREW

Practice writing the Hebrew words from this week's parsha.

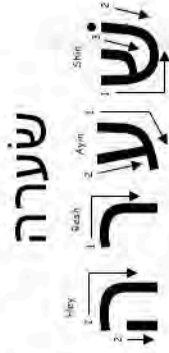
Erets (land)



Chittah (wheat)



Seorah (barley)



Gefen (vine)



SEARCHING OUT HEBREW

Practice writing the Hebrew words from this week's parsha.

Te'nah (fig)

תאנה
Hei Nun Aleph Tav
ת

Rimmon (pomegranate)

רמון
Nun Saffir Vav Mem Dalet
ר

Zayit shemen (olive oil)

צית שמן
Nun Saffir Mem Shin Tav Yod Tsade
צ

Devash (honey)

דבש
Shin Vav Dalet
ד

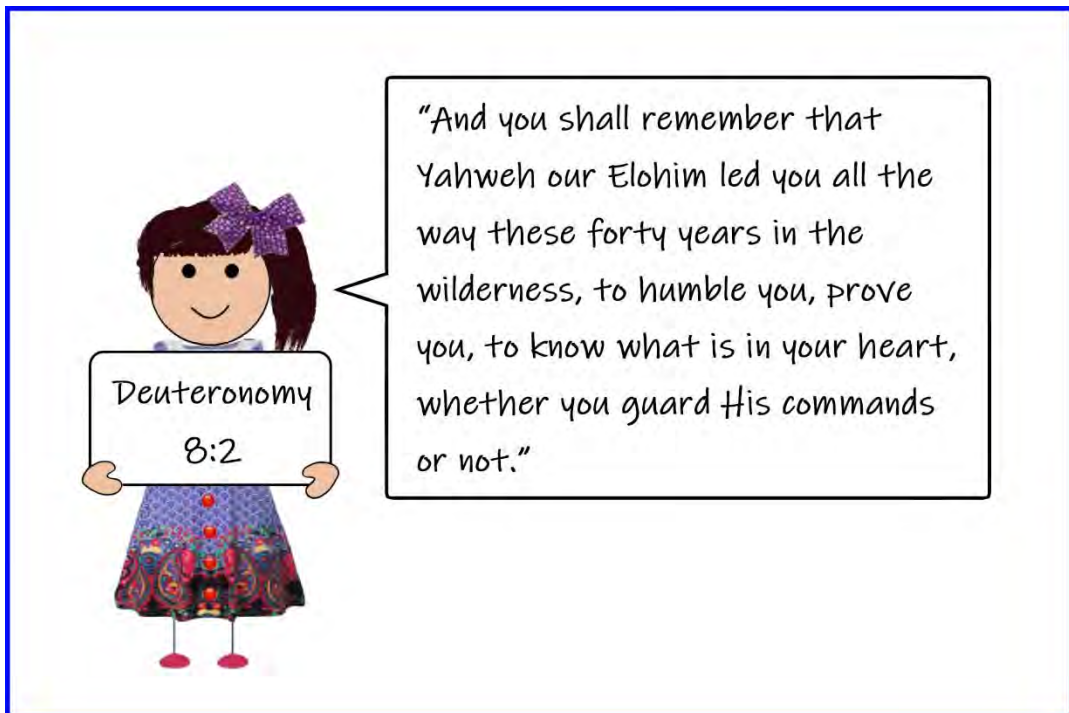


COUNTING WHAT YOU GAINED

This next section is intended to be reinforcement of the lessons learned during this parsha. Choose the activities that best fit your child.

STORING UP TREASURE IN MY HEART

The Katan B and Gadol memory verse is Deuteronomy 8:2. You can review the verse with them by reciting it out loud, acting it out, putting it to music...whatever works for you.



PARSHA POINTS

STORING UP TREASURE IN MY HEART

Use this space to draw a picture of the verse(s) memorized.

Use this space to write out the verse(s) memorized.



SEEKING TREASURE

Fill in the blanks.

1

"And you shall _____ that Yahweh your Elohim led you all the way these _____ years in the wilderness, to _____ you, _____ you, to _____ what is in your heart, whether you _____ His _____ or not."

(8:2)

2

Man does not live by bread alone, but by every Word that comes from the mouth of Yahweh.

T / F

(8:3)

3

What does Yahweh do to us that is like what your parents do?

He _____ us.

(8:5)

4

Circle the things found in the land of Kena'an.

streams valleys creeks fountains
copper Niagara Falls hills
springs Pacific Ocean iron

(8:7-9)



SEEKING TREASURE

Fill in the blanks.

5

Write down the 7 species.

(8:8)

6

Circle the venomous animals mentioned in 8:15 that the children of Yisra'el encountered.

alligators serpents
crocodiles scorpions

7

Who gives you power to get wealth?

(8:18)

8

What will happen to this next generation if they follow other mighty ones and do NOT listen to Yahweh's voice?

They will _____.

(8:19-20)



WORD SEARCH

Search for the hidden words from this week's parsha.

7 Species

F L S Y E L L A V C E N Q Q H F F H C S
J O C D S B H T J E P S U H J T L Q K C
P S U H E N B T V S I M K E J H I Q O O
J P K N D A S A X M X A R M G R C Q L R
Y R X G T E G E I O I E A P Z O D V I P
X I D I N A O H R N X R T K V U H J V I
L N E I V Q I W L U Q T R E J L O L E O
J G V F N B V N F L J S N P Y X N U O N
N S O I W G B N S C N A R O R Q E Z I S
I Y R E O Y O W L E N H C M C B Y Q L Z
M G P R Z D I X L T A T V E M I E I C D
X W Y Y N L C T I C E L D G S Q X T I O
J B T S T C C T H S L A P R E G J T W T
V T B E P I D Q S B M E U A E S O C K S
P Q N R H F C J Y R B W J N R I W X C L
X R K P U X B R E E I Z G A T M B T Q R
Z M P E M I Y W A G L H N T G A Y B M Z
U F H N B H O X E C S R T E I S A W A N
G M A T L P V Y Q M S J A S F S C K O A
C D M S E H J N K C M W V B T Q F J I J

HUMBLE

PROVE

STREAMS

FOUNTAINS

SPRINGS

VALLEYS

HILLS

WHEAT

BARLEY

VINES

FIG TREES

POMEGRANATES

OLIVE OIL

HONEY

SCARCITY

FIERY SERPENTS

SCORPIONS

THIRST

POWER

WEALTH

COVENANT



7 Species Answer Key

F	L	S	Y	E	L	L	A	V	C	E	N	Q	Q	H	F	F	H	C	S
J	O	C	D	S	B	H	T	J	E	P	S	U	H	J	T	L	Q	K	C
P	S	U	H	E	N	B	T	V	S	I	M	K	E	J	H	I	Q	O	O
J	P	K	N	D	A	S	A	X	M	X	A	R	M	G	R	C	Q	L	R
Y	R	X	G	T	E	G	E	I	O	I	E	A	P	Z	O	D	V	I	P
X	I	D	I	N	A	O	H	R	N	X	R	T	K	V	U	H	J	V	I
L	N	E	I	V	Q	I	W	L	U	Q	T	R	E	J	L	O	L	E	O
J	G	V	F	N	B	V	N	F	L	J	S	N	P	Y	X	N	U	O	N
N	S	O	I	W	G	B	N	S	C	N	A	R	O	R	Q	E	Z	I	S
I	Y	R	E	O	Y	O	W	L	E	N	H	C	M	C	B	Y	Q	L	Z
M	G	P	R	Z	D	I	X	L	T	A	T	V	E	M	I	E	I	C	D
X	W	Y	Y	N	L	C	T	I	C	E	L	D	G	S	Q	X	T	I	O
J	B	T	S	T	C	C	T	H	S	L	A	P	R	E	G	J	T	W	T
V	T	B	E	P	I	D	Q	S	B	M	E	U	A	E	S	O	C	K	S
P	Q	N	R	H	F	C	J	Y	R	B	W	J	N	R	I	W	X	C	L
X	R	K	P	U	X	B	R	E	E	I	Z	G	A	T	M	B	T	Q	R
Z	M	P	E	M	I	Y	W	A	G	L	H	N	T	G	A	Y	B	M	Z
U	F	H	N	B	H	O	X	E	C	S	R	T	E	I	S	A	W	A	N
G	M	A	T	L	P	V	Y	Q	M	S	J	A	S	F	S	C	K	O	A
C	D	M	S	E	H	J	N	K	C	M	W	V	B	T	Q	F	J	I	J

HUMBLE

PROVE

STREAMS

FOUNTAINS

SPRINGS

VALLEYS

HILLS

WHEAT

BARLEY

VINES

FIG TREES

POMEGRANATES

OLIVE OIL

HONEY

SCARCITY

FIERY SERPENTS

SCORPIONS

THIRST

POWER


WEALTH

COVENANT

CROSSWORD PUZZLE

Complete the crossword using words from this week's parsha.

7 Species



Across

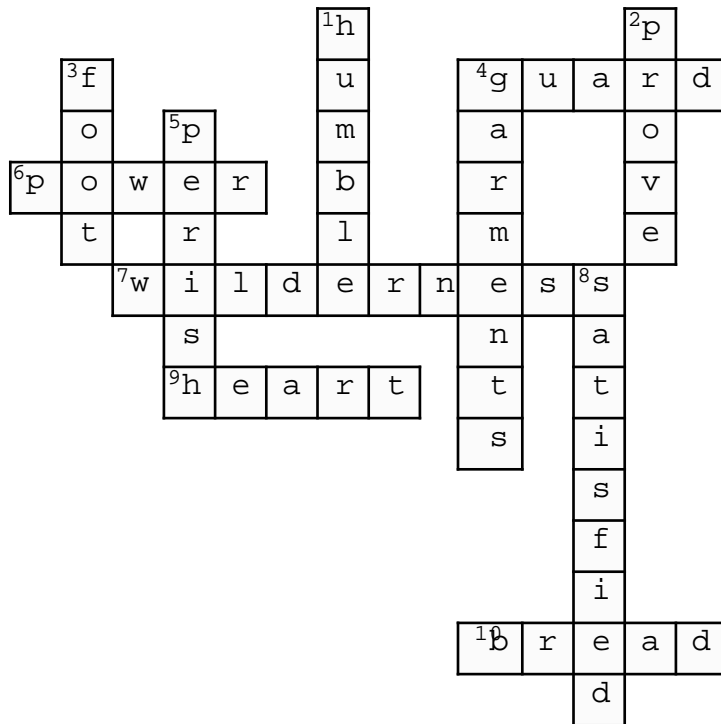
4. _____ to do every command which I command you today.
6. It is Yahweh your Elohim who gives you _____ to get wealth.
7. Yahweh fed you in the _____ with manna.
9. Yahweh led you 40 years in the wilderness to humble you, prove you, to know what is in your _____.
10. Man does not live by _____ alone, but by every Word that comes from the mouth of Yahweh.

Down

1. Yahweh led you 40 years in the wilderness to _____ you.
2. Yahweh led you 40 years in the wilderness to humble you, _____ you.
3. Your _____ did not swell these 40 years.
4. Your _____ did not wear out on you.
5. If you do not obey the voice of Yahweh your Elohim you shall certainly _____.
8. You shall eat and be _____.



7 Species Answer Key




Across

4. (**Guard**) to do every command which I command you today.
6. It is Yahweh your Elohim who gives you (**power**) to get wealth.
7. Yahweh fed you in the (**wilderness**) with manna.
9. Yahweh led you 40 years in the wilderness to humble you, prove you, to know what is in your (**heart**).
10. Man does not live by (**bread**) alone, but by every Word that comes from the mouth of Yahweh.

Down

1. Yahweh led you 40 years in the wilderness to (**humble**) you.
2. Yahweh led you 40 years in the wilderness to humble you, (**prove**) you.
3. Your (**foot**) did not swell these 40 years.
4. Your (**garments**) did not wear out on you.
5. If you do not obey the voice of Yahweh your Elohim you shall certainly (**perish**).
8. You shall eat and be (**satisfied**).

MAZE



PRECIOUS POSSESSIONS

Notebook Page Instructions

7 Species

Deuteronomy 8:8, 15

Materials:

- Card stock - white (3 pieces)
- Coloring pencils, crayons or markers
- Scissors
- White glue
- Sand
- Chenille stems or pipe cleaners - black, green, yellow (for scorpions and serpents)
- Fake branch (for date palms)
- Paints - green and blue
- Sponge paint brushes
- Cups for water and paints
- Tissue paper - green (for trees)
- Craft foam - green (for trees)
- Seeds (for barley and wheat)
- Small beads, buttons or anything else that can represent fruits - different colors
- Dimensional paint - different colors (for fruits)
- Notebook Templates: Main Page, A & B

Parent/Teacher Preparation:

- Print Notebook Templates Main Page, A & B on white card stock. Due to the weight of the notebook page, the Main Page must be on card stock. If you do not have card stock, print the Main Page on regular paper and glue it to a piece of cardboard for stability.




Instructions for the Notebook Page:

- Using a dry sponge brush, lightly load green paint and brush on the land section, Yisra'el. Ensure that there is only a small amount of paint on the paint brush before getting started. (P1)
- Repeat for the water on the left side of the land. (P2)
- Using a little bit thicker paint, paint the Yarden River. (P2)
- Set it aside to dry for a few minutes.
- Using a new sponge brush, spread a thick layer of glue on the right side of the land. Using the brush will make sure that the glue spreads evenly.
- Once there is a thick layer of glue all the way down, take sand and pour it over the glue. (P2)

P1



P2



PRECIOUS POSSESSIONS

Notebook Page - page 2:

Instructions for the notebook page:

- Pour the excess sand back into your container. It is ok if some sections do not get sand. Do NOT try to fill them in at this point.
- Set it aside to dry and to let the sand harden. P3

Crops:

- Color the trunks on the trees and the stalks on the grain of Notebook Templates A & B. (P3)
- Cut each set of crops on the dotted lines of the bases and then a little wider around the tops of the crops. (P3)

For trees: (P4, P5, P6, P7, P8)

- Use any method to cover the tops of the trees to represent the leaves.
- Ball small pieces of green tissue and glue them to the tree tops.
- Cut pieces of craft foam and cover tops of trees.
- Cut the fake branch so the small pieces can be used to cover the date palm tree (honey).
- Add fruits to each different tree. Look around for things that can be used for this part. We used the following:
 - coriander seeds covered in paint for figs (P4)
 - burgundy dimensional paint for dates (honey) (P5)
 - seed beads for grapes (P6)
 - perler beads for olives (P7)
 - small buttons for pomegranates (P8)

For grains: (P9, P10)

- Cover the crops section with glue and pour different seeds to represent crops. We used the following:
 - mustard seeds to represent wheat (P9)
 - cumin seeds to represent barley (P10)
- Set them all aside to dry.
- Take small pieces of chenille stems to make 'snakes' and 'scorpions'. (P11)
- Check to make sure the sand is dry.



P4



P5




P6



P7



P8



P9



P10



P11



PRECIOUS POSSESSIONS

Notebook Page - page 3:

Instructions for the notebook page:

- Using a brown marker, draw lines on the sand to make it look like it is dry wilderness land. (P12)
- Hot glue the scorpions and the snakes on the sand section of the page. (P13)
- Cut (7) pieces of card stock from the scraps for the Hebrew words. We will be writing all 7 species' names, so make sure there are large enough pieces to write on, but small enough so they all fit.

P12

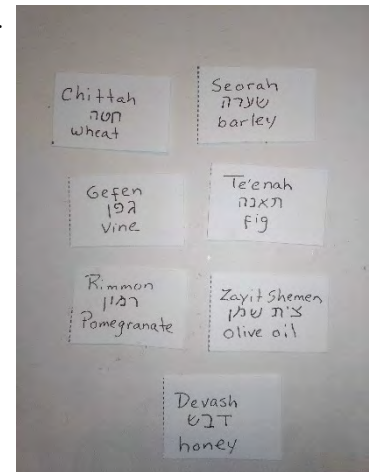


P13



P14

1) Chittah	2) חטה	3) Wheat
1) Seorah	2) שערה	3) Barley
1) Gefen	2) גפן	3) Vine
1) Te'edah	2) תאנה	3) Fig
1) Rimmon	2) רמון	3) Pomegranate
1) Zayit Shemen	2) צית שמן	3) Olive Oil
1) Devash	2) דבש	3) Honey



Assembling the page:


- Fold the tabs on the bottom of each set of crops. (P15, P16))
- Begin gluing the crops on the land of Yisra'el. The order is up to you. (P15, P16)
- Make sure you have enough space for all of the crops.
- The words can be glued near the crop it corresponds to either on the water or the desert.

P15

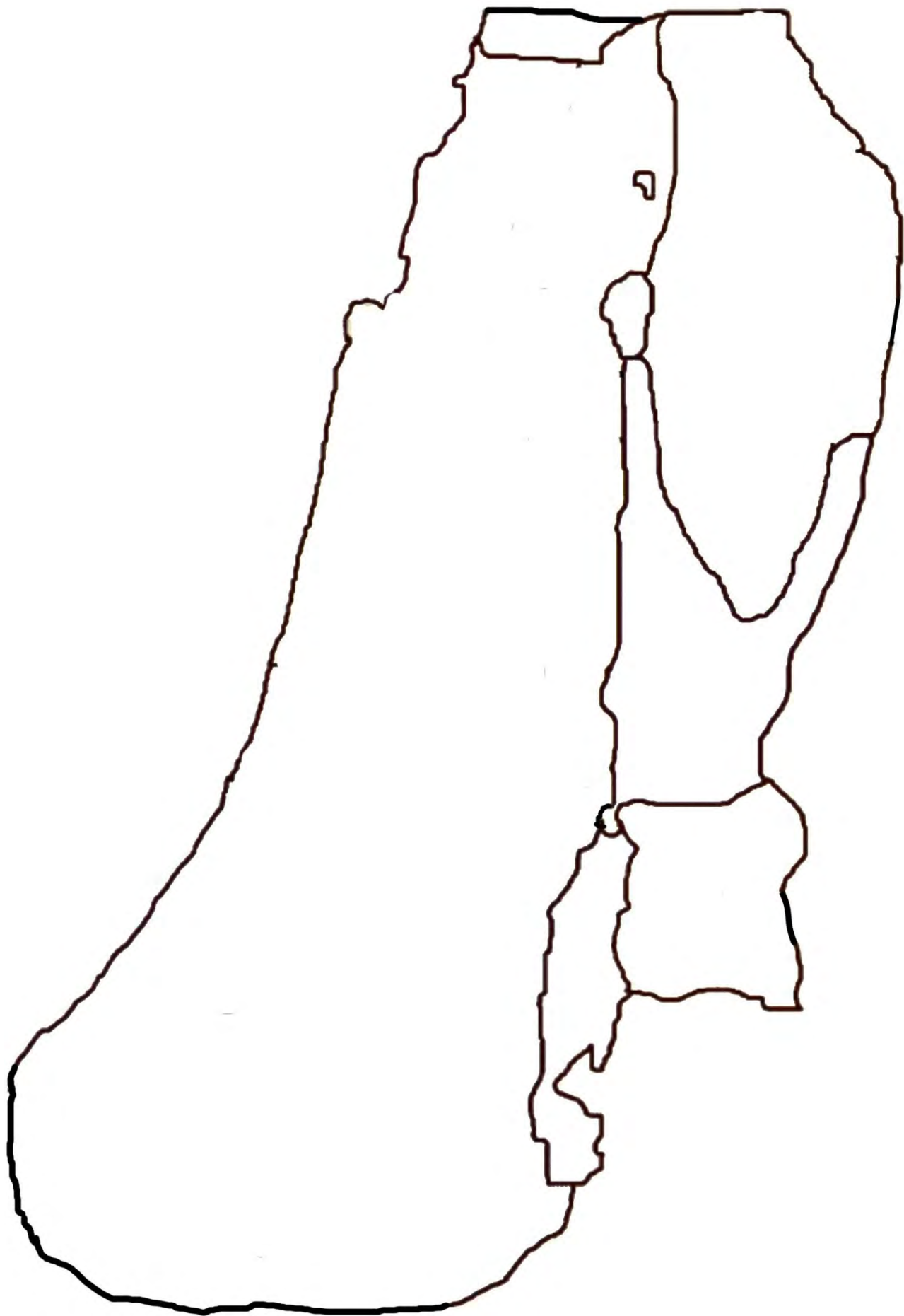


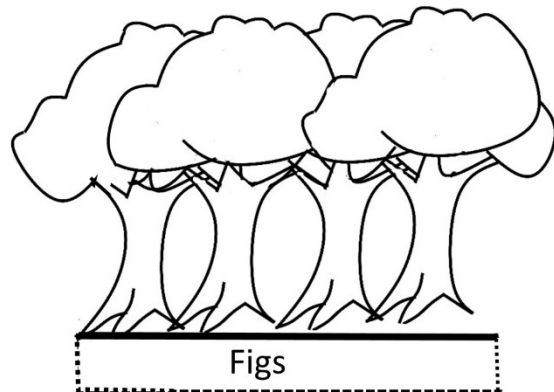
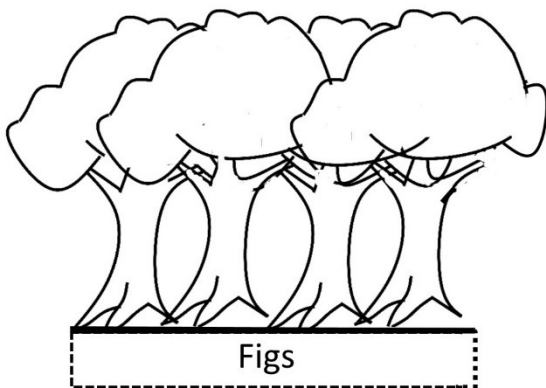
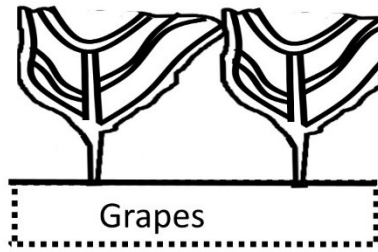
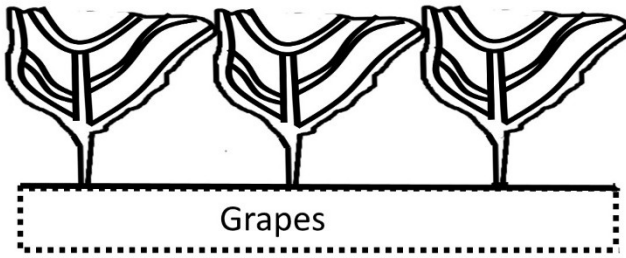
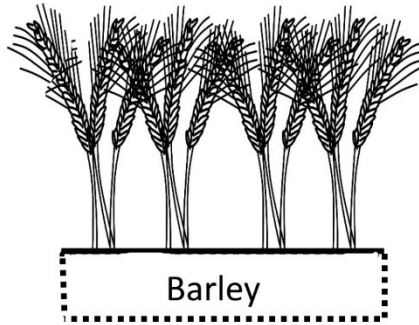
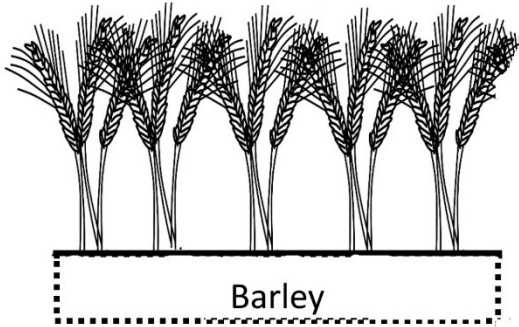
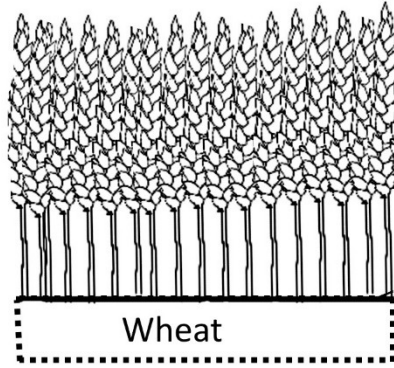
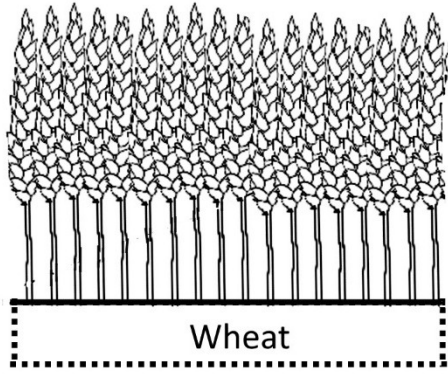
This is a visual of The 7 Species that were mentioned in this chapter that the children of Yisra'el would enjoy in Kena'an as well as what they encountered in the wilderness - fiery serpents and scorpions and thirst.


P16



If you do NOT have items to use for fruits and grain, simply color the pictures and draw some fruit on the trees.



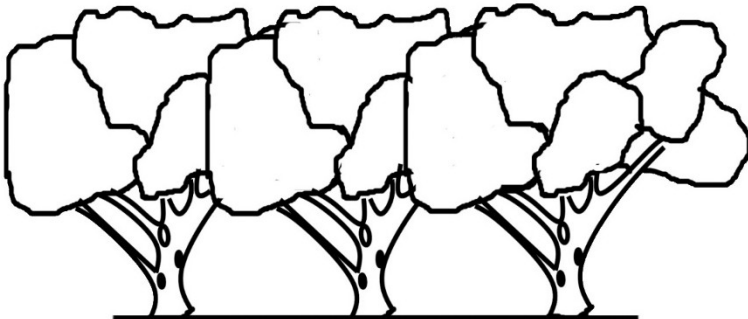




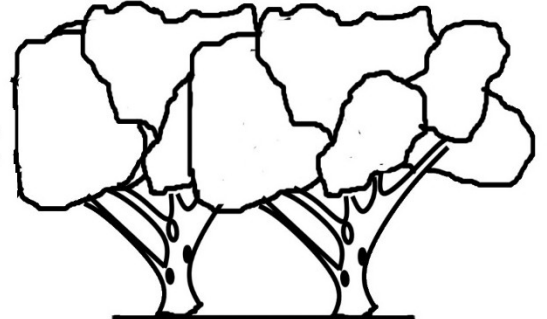
Pomegranates



Pomegranates




Olives



Olives




Dates



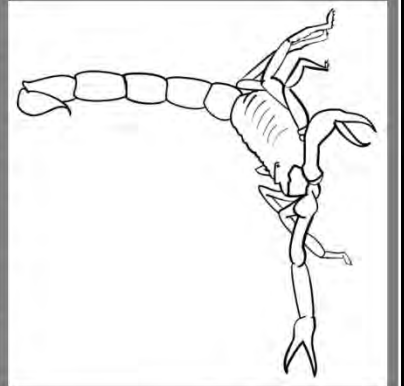


Dates

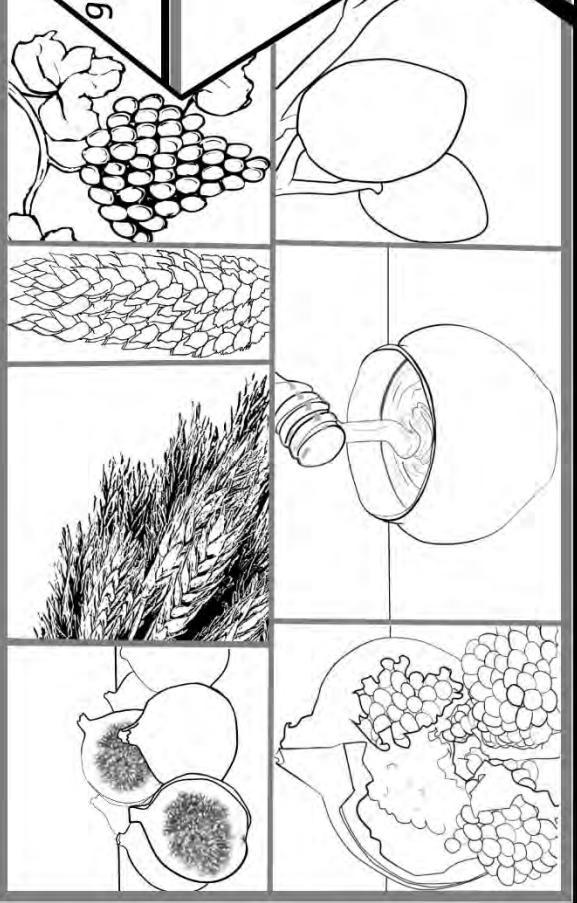




“Be on guard, lest you forget Yahweh your Elohim by not guarding His commands, and His right-rulings, and His laws which I command you today, lest you eat and shall be satisfied, and build lovely houses and shall dwell in them, and your herds and your flocks increase, and your silver and your gold are increased, and all that you have is increased, that your heart then becomes lifted up, and you forget Yahweh your Elohim who brought you out of the land of Mitsrayim, from the house of bondage, who led you through that great and awesome wilderness - fiery serpents and scorpions and thirst - where there was no water...”



“For Yahweh your Elohim is bringing you into a good land, a land of streams of water, of fountains and springs, that flow out of valleys and hills, a land of wheat and barley, of vines and fig trees and pomegranates, a land of olive oil and honey, a land in which you do not lack at all...”



SWEETNESS OF TORAH

SWEET SOUNDS OF TORAH

(SING PRAISES TO HIS NAME)

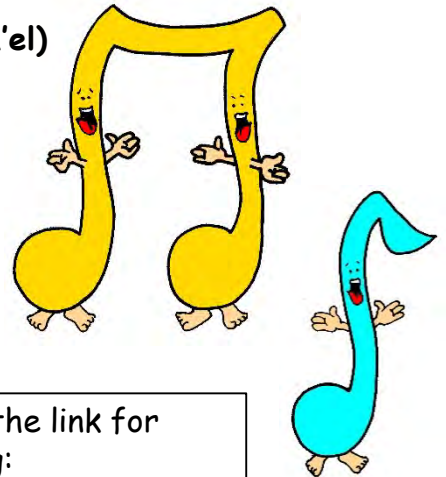
There are Seven Species in Eretz Yisra'el (land of Yisra'el)
Sing to tune of Do you Know the Muffin Man?

There are seven species in Yisra'el, in Yisra'el
There are seven species in Eretz Yisra'el

Pomegranates, figs, and dates
Barley, wheat, olives, grapes

The seven species taste so great
They grow in Yisra'el

There are seven species in Yisra'el, in Yisra'el
There are seven species in Eretz Yisra'el



Here is the link for
this song:

https://www.podomatic.com/podcasts/steveberkson/episodes/2017-08-06T07_21_55-07_00

The Seven Species (Sheva Minim)

Sing to tune of Supercalifragilisticexpialidocious

Wheat, grapes, barley, olives, dates, figs and pomegranates
Yummy grains and fruits that grow, they all taste so fantastic
There are seven species that grow in Yisra'el

Wheat, grapes, barley, olives, dates, figs and pomegranates

Yum diddle, diddle, diddle, yum diddle di
Yum diddle, diddle, diddle, yum diddle di

Wheat, grapes, barley, olives, dates, figs and pomegranates
Yummy grains and fruits that grow, they all taste so fantastic
There are seven species that grow in Yisra'el
Wheat, grapes, barley, olives, dates, figs and pomegranates!

Here is the link for
this song:

https://www.podomatic.com/podcasts/steveberkson/episodes/2017-08-06T07_26_38-07_00

SWEETNESS OF TORAH


SWEET TASTE OF TORAH

This snack relates to this week's parsha. Please take these as suggestions and make necessary changes based on your individual dietary needs.

7 Species Muffins Deuteronomy 8:8

Ingredients:

- 3/4 cup golden *raisins*
- 1/2 cup dried *figs*
- 1/2 cup *dates*
- 1 1/4 cup unsweetened almond milk
- 1/4 cup applesauce
- 1 tsp cinnamon
- 1/2 tsp allspice
- 2 eggs
- 1/3 cup light *olive oil*
- 1/2 cup sugar
- 1/2 cup brown sugar
- 1 1/2 tsp vanilla extract
- 1 1/2 cups all-purpose *flour* (3/4 cup all-purpose + 3/4 cup whole wheat flour will work too)
- 1/2 cup *barley flour*
- 2 tsp baking powder
- 1/2 tsp baking soda
- 1/4 tsp salt
- 3/4 cup *pomegranate seeds*
- 1/2 cup chopped walnuts



Instructions:

Preheat oven to 400°.

Chop dates and figs. Set aside.

Use a blender or food processor to blend together the following ingredients until very smooth: dates, figs, almond milk, applesauce, cinnamon and allspice.

It may take a couple of minutes to blend all ingredients to a smooth consistency, depending on the power of your blender. The end result should be similar to the texture of apple butter or smooth fruit preserves. Set mixture aside.



SWEETNESS OF TORAH

SWEET TASTE OF TORAH

Instructions (cont'd):

In a medium mixing bowl, whisk together eggs, light olive oil, sugar, brown sugar, and vanilla extract.

In a large mixing bowl, sift together flour, barley flour, baking powder, baking soda, and salt.

Gently mix the pomegranate seeds into the dry mixture, making sure the seeds are well coated with flour.

Make a well in the middle of the dry ingredients. Pour the fruit mixture from the blender into the well.

Add the egg mixture to the well.

Fold the dry ingredients into the wet ingredients until the dry ingredients are just moistened and a lumpy batter forms. Do NOT overmix - if you do your muffins will turn out heavy and dense

Fold raisins and chopped walnuts into the muffin batter with a light-handed stir.

Prep your muffin pan by spraying a small amount of nonstick cooking spray into the bottom of each muffin tin (NOT the sides), or use paper muffin cup liners. Divide batter equally into muffin cups, filling each cup to the top and mounding the surface slightly. It's easiest to do this using an ice cream scoop.

Place muffins in the oven and immediately turn heat down to 375°. That extra heat blast at the beginning of the baking cycle will help to activate the baking powder and baking soda. Bake for 25-27 minutes until the tops of the muffins are golden brown and a toothpick inserted in the center comes out clean. Let muffins cool for 10 minutes before removing from the tin and cooling on a rack. Do NOT let the muffins cool completely in the tin. They are quite moist and may stick to the tin if you leave them there too long. Serve warm.

You can also serve any or all of The 7 Species (sheva minim) for a taste test.



NEXT WEEK'S TREASURE HUNT

Next week's Torah portion

Re'eh
Deuteronomy 11:26 - 16:17

Suggested reading schedule

Monday:	Deut. 11:26-12:32	Blessings for obedience and curses for disobedience; Commands to destroy all pagan places of worship and to worship Yahweh at the place which He chooses
Tuesday:	Deut. 13	Prohibitions against following after those who entice you to serve other mighty ones, and the death sentence for any who do so
Wednesday:	Deut. 14	Reminder about which animals are clean and unclean; Instruction regarding tithes
Thursday:	Deut. 15	Instructions for the seventh-year release of all debt among Yisrae'lites, for taking care of the poor, and for the release of Yisrae'lite slaves
Friday:	Deut. 16:1-17	Instructions for observing The 3 Pilgrimage Feasts

Next week's memory verse

Katan B/Gadol: Deuteronomy 12:32

