

Parsha Pearls

Eikev

"Because or Consequence"

Deuteronomy 7:12 - 11:25
Katan Bet/Gadol



In This Edition:
46.1 - 7 Species
Deuteronomy 8



Table of Contents

Parsha Pearls is a comprehensive resource that allows for complete customization by the parent. We understand that if you were to strive to accomplish all aspects of each lesson in one day it would be unrealistic and also overload for the child. It is our intention that this be used 'a la carte' so that it suits your specific needs. Our site caters to printing only the pieces you choose.

This page will provide quick links to get to the portion of the document for which you are looking. When you hover over the title a finger will appear. Click on it and you will be taken directly to that page.

If you are new to Parsha Pearls, we have created an [Introduction](#) document outlining how to use our lessons, as well as a [Scriptural Inspiration](#) document, which explains our titles and the Scriptural inspiration for them. We pray that Parsha Pearls blesses your home and that your children will grow to love the Word and to never depart from keeping Torah. As always, feel free to email us at parshapearls@mtoi.org if you have any questions.

Pearl Seeking (The Main Lesson)	3
➤ Treasuring His Word (Overview of the Parsha)	3
➤ Parsha Points (Main Lesson Content)	3
➤ Digging Deeper (Thought Provoking Questions)	5
Searching Out Hebrew (Reading & Writing)	6
➤ Words	6
➤ Numbers	6
➤ Word Match	7
➤ Flashcards	8
➤ Writing Hebrew	10
Counting What You Gained (Worksheets)	12
➤ Storing Up Treasure In My Heart (Memory Verse)	12
➤ Seeking Treasure (Questions from the Parsha)	14
➤ Word Search	16
➤ Crossword Puzzle	18
➤ Maze	20
Precious Possessions (Arts & Crafts)	21
➤ Notebook Page	21
➤ Coloring Page	28
Sweetness of Torah	29
➤ Sweet Sounds of Torah (Song Corresponding to the Parsha)	29
➤ Sweet Taste of Torah (Snack Corresponding to the Parsha)	30
Next Week's Treasure Hunt (Looking Ahead to Next Week's Parsha)	32



Pearl Seeking

TREASURING HIS WORD

Let's do a quick overview of the entire Torah portion:

Monday:	Deut. 7:12-26	Yahweh's blessings for those who hear and guard His right-rulings in the land of Kena'an
Tuesday:	Deut. 8	Admonitions to remember Yahweh in your increase (prosperity); The 7 Species (sheva minim)
Wednesday:	Deut. 9	Admonitions to remember Yahweh's mercy in bringing you to the land, and to recall the golden calf incident
Thursday:	Deut. 10	Recollections of how Yahweh replaced the broken tablets of stone and showed mercy on Yisra'el; Exhortations to obey Him from the heart
Friday:	Deut. 11:1-25	Reminders of the blessings for obedience and of the curses for disobedience; Reiteration of The V'ahavta

In this week's Parsha Pearls lesson, we will look at another one of Mosheh's speeches. In this address, Mosheh fluctuates between present day instruction, revisitation of past events and the foretelling of future events. We will also learn about the 7 Species (sheva minim) that the people will discover in Erets Yisra'el (land of Yisra'el). Now, let's read Deut. 8.

PARSHA POINTS

- Yahweh commands Yisra'el to guard to do every command which He commands them, so that they might live, and increase, and go in and possess the land (**erets**) which Yahweh covenanted with their fathers - 8:1-2

The Past

- Yahweh appeals to them to remember that He led them 40 (**arba'im**) years in the wilderness, in order to (8:2):
 - humble them
 - prove (test) them
 - to know what is in their heart
 - to know whether they guard His commands or not
- Yahweh humbled them and let them suffer hunger, then fed them with manna which they were not familiar with, to cause them to know that man does not live by bread alone, but by every *Word* that comes from the mouth of Yahweh - 8:3



- Yahweh kept their garments from wearing out and prevented their feet from swelling throughout their 40 year journey - 8:4

The Present

- Yahweh reminds them that as a man disciplines his son, so Yahweh their Elohim disciplines them - 8:5
- You shall guard the *commands* of Yahweh your Elohim, to walk in His ways and to fear Him - 8:6


The Future

- Yahweh your Elohim is bringing you into a good land, a land (8:7-9):
 - of streams of water
 - of fountains and springs that flow out of valleys and hills
 - of wheat (**chittah**) and barley (**seorah**), of vines (**gefen**) and fig (**te'edah**) trees and pomegranates (**rimmon**), and olive oil (**zayit shemen**) and honey (**devash**)
 - in which you eat bread without scarcity
 - in which you do not lack at all
 - whose stones are iron and out of whose hills you dig copper
- You shall eat and be satisfied - 8:10
- You shall bless Yahweh your Elohim for the good land which He has given you - 8:10
- Yahweh commands them to be on guard lest (8:11-14):
 - they forget Yahweh their Elohim by not guarding His commands and His right-rulings, and His laws which He commanded them
 - they eat and are satisfied and build lovely houses and dwell in them and their herds and their flocks increase, and their silver and gold increase and all that they have is increased
 - their hearts become lifted up, and they forget Yahweh their Elohim who brought them out of the land of Mitsrayim, from the house of bondage



The Past

- Yahweh recalls the things that He did for Yisra'el in the wilderness (8:15-16):
 - He led them through that great and awesome wilderness of fiery serpents and scorpions and thirst
 - He brought water for them out of the flinty rock, in a land where there was no water
 - He fed them in the wilderness with manna, which their fathers did not know, to humble them and to try them so that He could do them good in the end



The Future

- Yahweh wants this next generation to be on guard (v 11) lest they say in their heart that their own power and the strength of their own hand have made them this wealth - 8:17
- Yahweh wants this next generation to remember that it is Yahweh who gives them power to get wealth, in order to establish His covenant which He promised to their fathers, as it is today - 8:18
- Yahweh warns them: if by any means you forget Yahweh your Elohim and follow other mighty ones, and serve them and bow yourselves to them, you shall certainly perish - 8:19
- Just as Yahweh is about to do to the nations which they are to destroy, so shall He do to them if they do NOT obey the voice of Yahweh their Elohim - 8:20

DIGGING DEEPER

Parents/Teachers may choose to use these prompts for further discussion of the Torah portion.

- Consider this: if Mosheh's speech was given today, how do you think most people would react?
- Yahweh repeatedly says, "IF you do this, THEN I shall do that". Discuss how their success in the land was totally conditional upon their choice to be obedient. What were they to obey?
- Does Scripture ever indicate that works are NOT necessary or bad? Does Scripture ever indicate that man should follow his own heart? Consider Jeremiah 17:9.
- Yahweh repeatedly reminds Yisra'el to remember that everything they are about to receive is NOT from their own power or might. It seems that Yahweh does NOT want them to become haughty or prideful. Find stories in the Scriptures of those who became prideful and were humbled. Who should we give all the credit to?



Searching Out Hebrew

Parents/Teachers can print out the '[Hebrew Pronunciation Guide](#)' to help with the pronunciation of Hebrew names and words. They can be cut out and used in conjunction with the Flashcards.

WORDS

Parents/Teachers see the following page for 3 x 5 card cut outs of the words from this week's parsha. If printed on cardstock, they can be kept in a box to reinforce learning.

Erets (ארץ) - land

Chittah (חטה) - wheat

Seorah (שערה) - barley

Gefen (גפן) - vine

Te'enah (תאנה) - fig

Rimmon (רמון) - pomegranate

Zayit shemen (צית שמן) - olive oil

Devash (דבש) - honey

NUMBERS

Parents/Teachers can print out these numbers to have as additional resources. These can be found under the 'Resources' tab on the YMTOI website.

40 - arba'im

WORD MATCH

Match this week's Hebrew words to their correct definition.

Chittah

Barley

Devash

Fig

Erets

Honey

Gefen

Land

Rimmon

Olive Oil

Seorah

Pomegranate

Te'elah

Vine

Zayit Shemen

Wheat



FLASHCARDS

חִטָּה

Chittah

Chit-tah

wheat

גֶּפֶן

Gefen

Ge-fen

vine

אֶרֶץ

Erets

E-rets

land

שְׂעֵרָה

Seorah

Se-o-rah

barley

רמון

Rimmon

Rim-mon
pomegranate

דבש

Devash

Dev-ash
honey

תאנה

Te'enah

Te-enah
fig

צית שמן

Zayit shemen

Zay-it she-men
olive oil

WRITING HEBREW

Chittah (wheat)

חטה

Hey Tet Chet
חטה

Gefen (vine)

גפן

Nun Soft Fey Gimel
גפן

Erets (land)

ארץ

Tsade Soft Resh Aleph
ארץ

Seorah (barley)

שערה

Hey Resh Ayin Sin
שערה



Te'enah (fig)

תאנה

Hey Nun Aleph Tav
ת א נ ה

Rimmon (pomegranate)

רמון

Nun Soft Vav Mem Resh
ר מ ו ן

Zayit shemen (olive oil)

צית שמן

Nun Soft Mem Shin Tav Yud Tsade
צ י ת ש מ ן

Devash (honey)

דבש

Shin Vet Dalet
ד ב ש




Counting What You Gained

This next section is intended to be reinforcement of the lessons learned during this parsha. Choose the activities that best fit your child.

STORING UP TREASURE IN MY HEART

The Katan Bet and Gadol memory verse is Deuteronomy 8:2. You can review the verse with them by reciting it out loud, acting it out, putting it to music...whatever works for you.



Deuteronomy
8:2

And you shall remember that Yahweh your Elohim led you all the way these forty years in the wilderness, to humble you, prove you, to know what is in your heart, whether you guard His commands or not.

MEMORY VERSE

Use this space to draw a picture of the verse memorized.



Use this space to write out the verse memorized.




SEEKING TREASURE



1.

"And you shall _____ that Yahweh your Elohim led you all the way these _____ years in the wilderness, to _____ you, _____ you, to _____ what is in your heart, whether you _____ His _____ or not."

(8:2)




2.

Man does not live by bread alone, but by every Word that comes from the mouth of Yahweh.

T / F

(8:3)



3.

What does Yahweh do to us that is like what your parents do?

He _____ us.

(8:5)

4.

Circle the things found in the land of Kena'an.

streams	valleys	creeks	fountains
copper	Niagara Falls	hills	
springs	Pacific Ocean	iron	

(8:7-9)



5.




Write down the 7 Species.

_____	_____
_____	_____
_____	_____
_____	_____

(8:8)


6.



Circle the venomous animals mentioned in 8:15 that the children of Yisrael encountered.

alligators	serpents
crocodiles	scorpions


7.



Who gives you power to get wealth?

(8:18)

8.



What will happen to the next generation if they follow other mighty ones and do NOT listen to Yahweh's voice?


They will _____.

(8:19-20)



WORD SEARCH

Search for the hidden words from this week's parsha.




HUMBLE
PROVE
STREAMS
FOUNTAINS
SPRINGS
VALLEYS
HILLS

WHEAT
BARLEY
VINES
FIG TREES
POMEGRANATES
OLIVE OIL
HONEY

SCARCITY
FIERY SERPENTS
SCORPIONS
THIRST
POWER
WEALTH
COVENANT



Answer Key



HUMBLE
 PROVE
 STREAMS
 FOUNTAINS
 SPRINGS
 VALLEYS
 HILLS


WHEAT
 BARLEY
 VINES
 FIG TREES
 POMEGRANATES
 OLIVE OIL
 HONEY

SCARCITY
 FIERY SERPENTS
 SCORPIONS
 THIRST
 POWER
 WEALTH
 COVENANT



CROSSWORD PUZZLE

Complete the crossword using words from this week's parsha.



Down

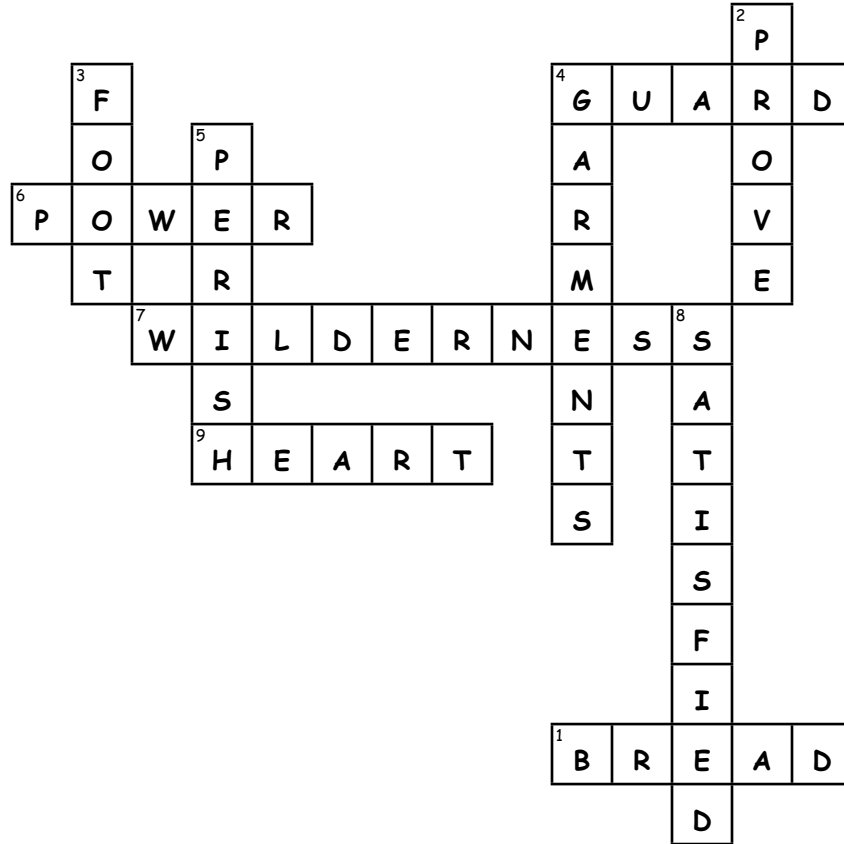
1. Yahweh led you 40 years in the wilderness to _____ you.
2. Yahweh led you 40 years in the wilderness to humble you, _____ you.
3. Your _____ did not swell these 40 years.
4. Your _____ did not wear out on you.
5. If you do not obey the voice of Yahweh your Elohim you shall certainly _____.
8. You shall eat and be _____.

Across

4. _____ to do every command which I command you today.
6. It is Yahweh your Elohim who gives you _____ to get wealth.
7. Yahweh fed you in the _____ with manna.
9. Yahweh led you 40 years in the wilderness to humble you, prove you, to know what is in your _____.
10. Man does not live by _____ alone, but by every Word that comes from the mouth of Yahweh.



Answer Key



Down


1. Yahweh led you 40 years in the wilderness to **humble** you.
2. Yahweh led you 40 years in the wilderness to humble you, **prove** you.
3. Your **foot** did not swell these 40 years.
4. Your **garments** did not wear out on you.
5. If you do not obey the voice of Yahweh your Elohim you shall certainly **perish**.
8. You shall eat and be **satisfied**.

Across

4. **Guard** to do every command which I command you today.
6. It is Yahweh your Elohim who gives you **power** to get wealth.
7. Yahweh fed you in the **wilderness** with manna.
9. Yahweh led you 40 years in the wilderness to humble you, prove you, to know what is in your **heart**.
10. Man does not live by **bread** alone, but by every Word that comes from the mouth of Yahweh.



MAZE



Precious Possessions

NOTEBOOK PAGE

7 Species

Deuteronomy 8:8

Materials:

- Cardstock - white
- Items of choice to embellish the 7 Species - sequins, beads, barley & wheat kernels, puffy paint
- Ruler - to assist in folding tabs
- Tweezers - to assist in placing decorative items
- Double-sided tape
- Glue of choice
- Scissors
- Coloring pencils, crayons, or markers
- Notebook Page Templates: Main Page & A (BW) or Main Page & B (color)



Parent/Teacher Preparation:

- Print Notebook Page Templates of choice on white cardstock.

Instructions for the Notebook Page:

- If using BW Templates, color using medium of choice.
- Cut out all Notebook Templates. (P1)
- Using a ruler to assist you, fold the tabs outward on the 7 Species. (P2a, P2b)

Embellishing the 7 Species

- If desired, you can use any item you want to embellish the 7 Species or leave as is and place on the land. We chose to embellish them. This is what we did.

Pomegranates

- Place drops of glue onto the pomegranates and place red decorative balls over them. (P3a, P3b)

Figs

- Place drops of glue onto the figs and place purple beads over them. (P4a, P4b)



P1



P2a



P2b



P3a



P3b



P4a



P4b

Instructions for the Notebook Page Cont'd:

Olives

- Place drops of glue onto the olives and place green beads over them. (P5a, P5b)

Dates

- Place drops of glue onto the dates and place gold decorative balls over them. (P6a, P6b)

Grapes

- Place drops of glue onto the grapes and place purple beads over them. (P7a, P7b)

Barley and Wheat

- Place drops of glue on the stalks and place kernels over them. (P8a, P8b, P8c, P8d)

Adding the 7 Species to the Main Page

- Allow all to dry before adhering to the Main Page. (P9)
- Run double-sided tape onto the tabs of the 7 Species. (P10)



P5a



P5b



P6a



P6b



P7a



P7b



P8a



P8b



P8c



P8d



P9



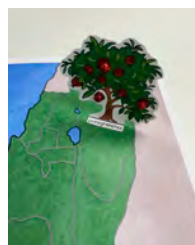
P10

Instructions for the Notebook Page Cont'd:


- Adhere to the land on the Main Page wherever desired making sure that when the items lay down they don't overlap each other. (P11a, P11b, P11c, P11d, P11e, P11f, P11g, P11h)
- Your page is now ready for the Hebrew Words.



P11a



P11b



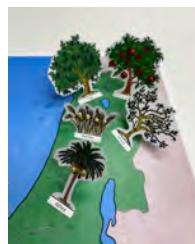
P11c



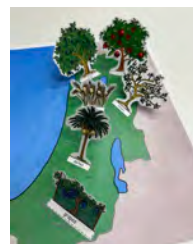
P11d



P11e



P11f



P11g



P11h

Hebrew Words

- Write the following onto a piece of colored cardstock and glue to the page:

➤ 1) Erets

2) ארץ

3) Land (P12)

➤ 1) Chittah

2) חטה

3) Wheat (P13)

➤ 1) Seorah

2) שערה

3) Barley (P14)

➤ 1) Geffen

2) גפן

3) Vines (P15)

➤ 1) Te'edah

2) תאנה

3) Fig (P16)

➤ 1) Rimmon

2) רמון

3) Pomegranate (P17)

➤ 1) Zayit Shemen

2) צית שמן

3) Olive Oil (P18)

➤ 1) Devash

2) דבש

3) Honey (P19)



P12



P13



P14



P15



P16



P17

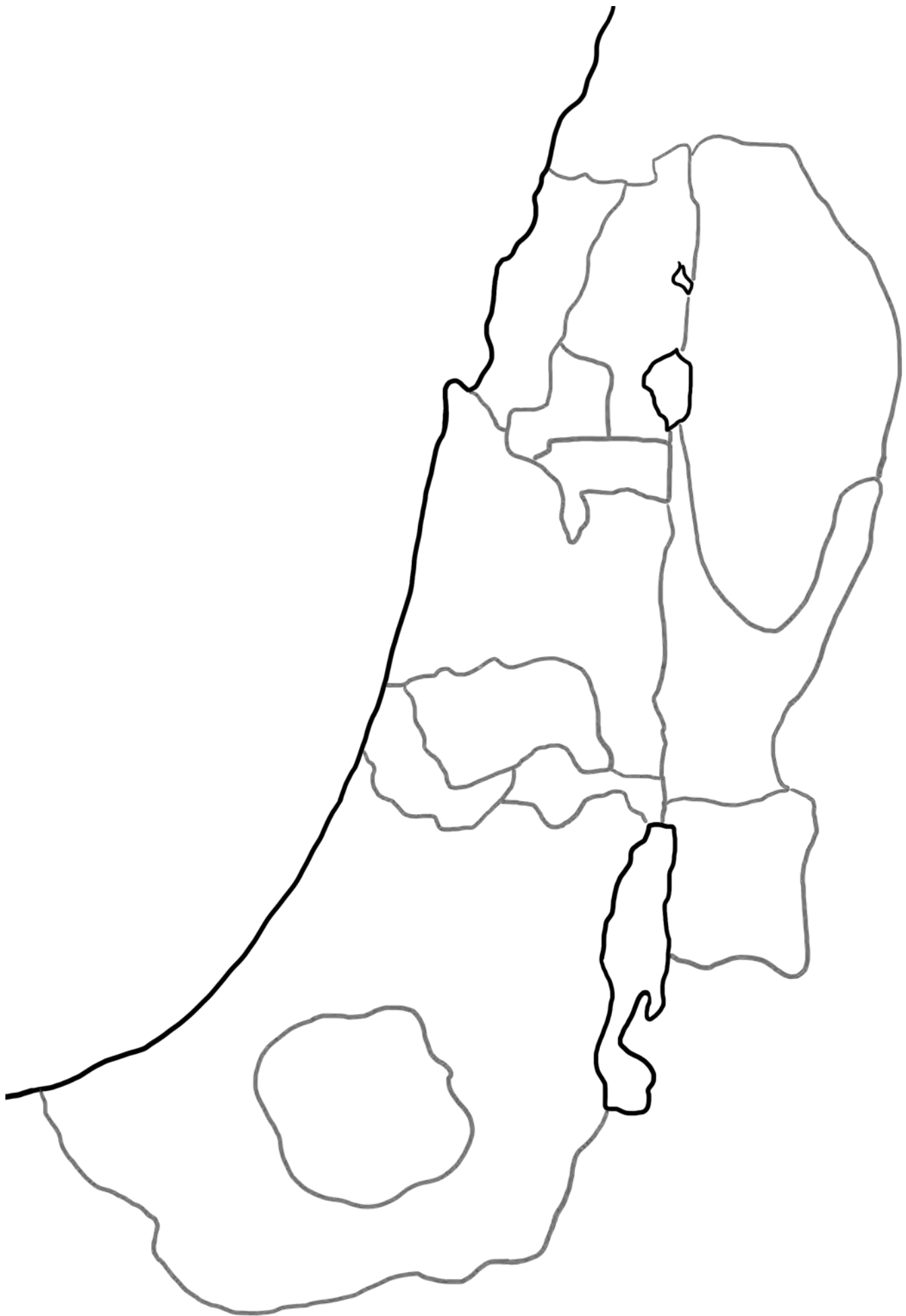


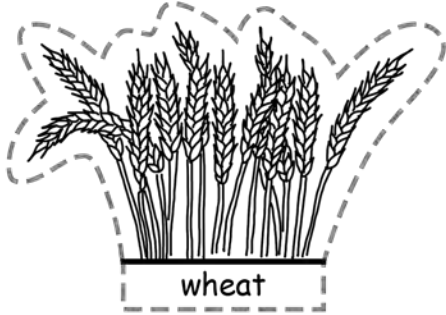
P18



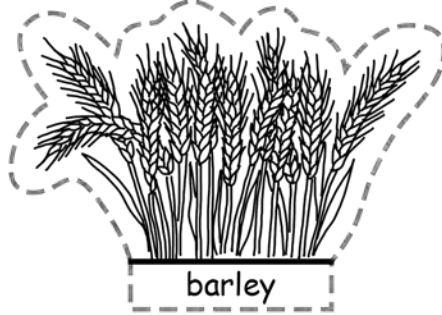
P19

You now have a visual representation of the 7 Species that were growing abundantly in the land of Kena'an.

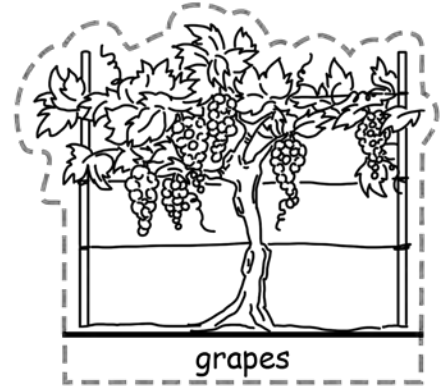




wheat




barley



grapes



figs



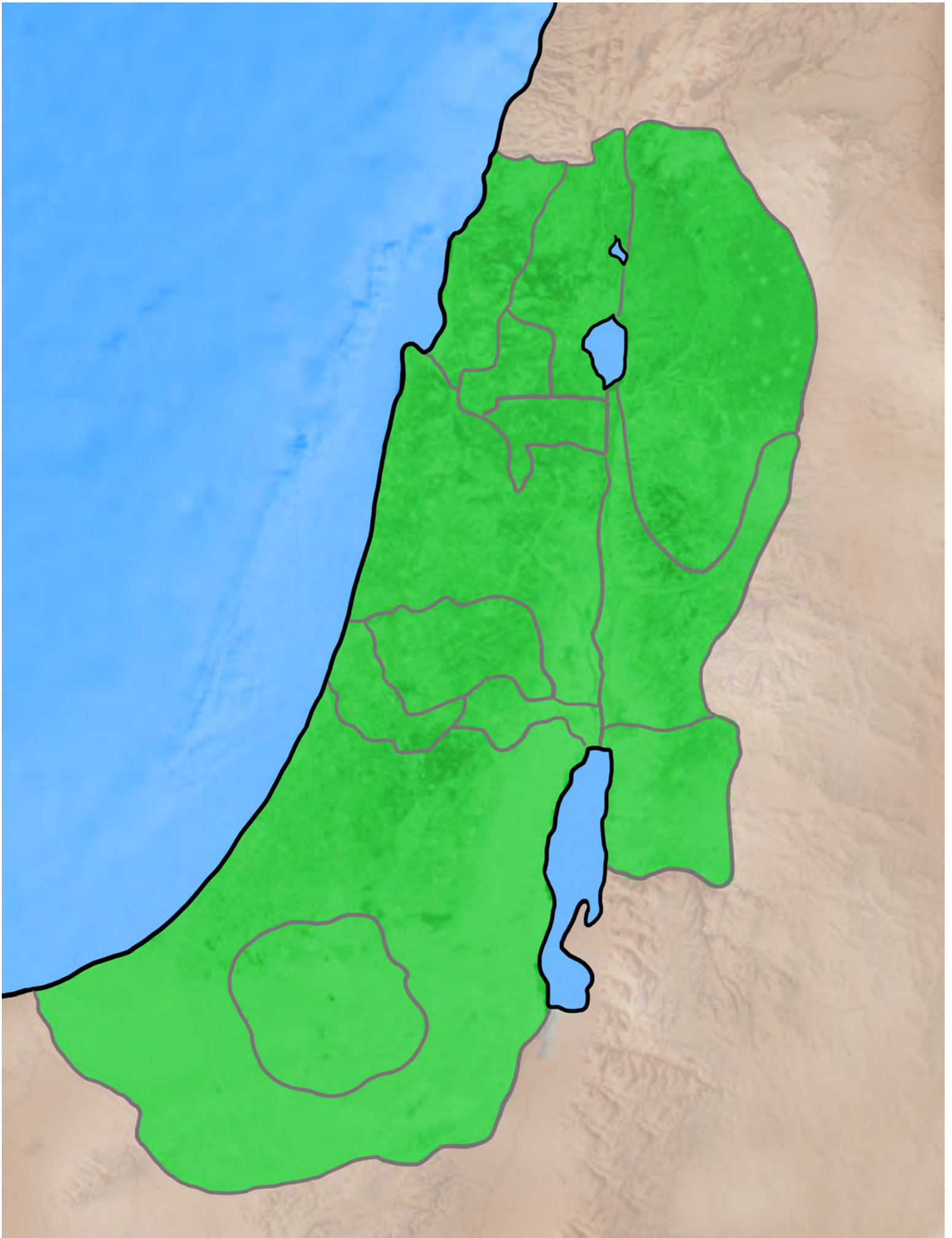
pomegranates



olives



dates

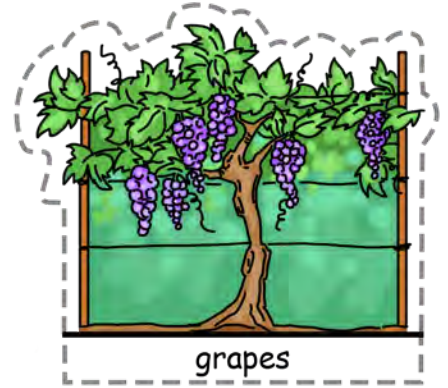




wheat




barley



grapes




figs



pomegranates



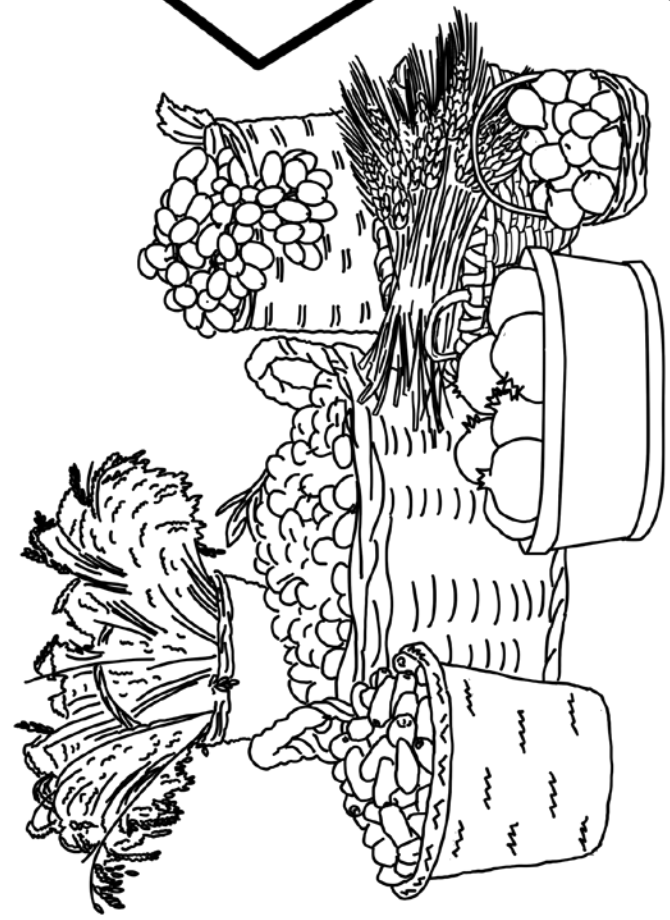
olives




dates



"For Yahweh your Elohim is bringing you into a good land, a land of streams of water, of fountains and springs, that flow out of valleys and hills, a land of wheat and barley, of vines and fig trees and pomegranates, a land of olive oil and honey, a land in which you eat bread without scarcity, in which you do not lack at all..."



"Be on guard lest you forget Yahweh your Elohim by not guarding His commands, and His right-rulings, and His laws which I command you today, lest you eat and shall be satisfied, and build lovely houses and shall dwell in them, and your herds and your flocks increase, and your silver and your gold are increased, and all that you have is increased, that your heart then becomes lifted up, and you forget Yahweh your Elohim who brought you out of the land of Mitsrayim, from the house of bondage, who led you through that great and awesome wilderness - fiery serpents and scorpions and thirst - where there was no water..."



Sweetness of Torah

SWEET SOUNDS OF TORAH

(Sing Praises to His Name)

Here is the link for this song:

https://www.podomatic.com/podcasts/steveberkson/episodes/2017-08-06T07_21_55-07_00

Sing to tune of "Do you Know the Muffin Man?"

There are Seven Species in Eretz Yisra'el (land of Yisra'el)

There are seven species in Yisra'el, in Yisra'el

There are seven species in Eretz Yisra'el

Pomegranates, figs, and dates

Barley, wheat, olives, grapes

The seven species taste so great

They grow in Yisra'el

There are seven species in Yisra'el, in Yisra'el

There are seven species in Eretz Yisra'el



Here is the link for this song:

https://www.podomatic.com/podcasts/steveberkson/episodes/2017-08-06T07_26_38-07_00

Sing to tune of "Supercalifragilisticexpialidocious"

The Seven Species (Sheva Minim)

Wheat, grapes, barley, olives, dates, figs and pomegranates

Yummy grains and fruits that grow, they all taste so fantastic

There are seven species that grow in Yisra'el

Wheat, grapes, barley, olives, dates, figs and pomegranates

Yum diddle, diddle, diddle, yum diddle di

Yum diddle, diddle, diddle, yum diddle di

Wheat, grapes, barley, olives, dates, figs and pomegranates

Yummy grains and fruits that grow, they all taste so fantastic

There are seven species that grow in Yisra'el

Wheat, grapes, barley, olives, dates, figs and pomegranates!

SWEET TASTE OF TORAH

This snack relates to this week's parsha. Please take these as suggestions and make necessary changes based on your individual dietary needs.

7 Species Muffins

Deuteronomy 8:8



Ingredients:

- $\frac{3}{4}$ c. golden raisins
- $\frac{1}{2}$ c. dried figs
- $\frac{1}{2}$ c. dates
- $1\frac{1}{4}$ c. unsweetened almond milk
- $\frac{1}{4}$ c. applesauce
- 1 tsp. cinnamon
- $\frac{1}{2}$ tsp. allspice
- 2 eggs
- $\frac{1}{3}$ c. light olive oil
- $\frac{1}{2}$ c. sugar
- $\frac{1}{2}$ c. brown sugar
- $1\frac{1}{2}$ tsp. vanilla extract
- $1\frac{1}{2}$ c. all-purpose flour ($\frac{3}{4}$ c. all-purpose + $\frac{3}{4}$ c. whole wheat flour will work too)
- $\frac{1}{2}$ c. barley flour
- 2 tsp. baking powder
- $\frac{1}{2}$ tsp. baking soda
- $\frac{1}{4}$ tsp. salt
- $\frac{3}{4}$ c. pomegranate seeds
- $\frac{1}{2}$ c. chopped walnuts

Instructions:

Preheat oven to 400°. Chop dates and figs. Set aside. Use a blender or food processor to blend together the following ingredients until very smooth: dates, figs, almond milk, applesauce, cinnamon and allspice. It may take a couple of minutes to blend all ingredients to a smooth consistency, depending on the power of your blender. The end result should be similar to the texture of apple butter or smooth fruit preserves. Set mixture aside.

In a medium mixing bowl, whisk together eggs, light olive oil, sugar, brown sugar, and vanilla extract.

In a large mixing bowl, sift together flour, barley flour, baking powder, baking soda, and salt.

Gently mix the pomegranate seeds into the dry mixture, making sure the seeds are well coated with flour.

Make a well in the middle of the dry ingredients. Pour the fruit mixture from the blender into the well.

Add the egg mixture to the well.

Fold the dry ingredients into the wet ingredients until the dry ingredients are just moistened and a lumpy batter forms. Do NOT overmix - if you do your muffins will turn out heavy and dense

Fold raisins and chopped walnuts into the muffin batter with a light-handed stir.

Prep your muffin pan by spraying a small amount of nonstick cooking spray into the bottom of each muffin tin (NOT the sides), or use paper muffin cup liners. Divide batter equally into muffin cups, filling each cup to the top and mounding the surface slightly. It's easiest to do this using an ice cream scoop.

Place muffins in the oven and immediately turn heat down to 375°. That extra heat blast at the beginning of the baking cycle will help to activate the baking powder and baking soda. Bake for 25-27 minutes until the tops of the muffins are golden brown and a toothpick inserted in the center comes out clean. Let muffins cool for 10 minutes before removing from the tin and cooling on a rack. Do NOT let the muffins cool completely in the tin. They are quite moist and may stick to the tin if you leave them there too long.

You can also serve the 7 Species (sheva minim) for a taste test.

Next Week's Treasure Hunt

Next Week's Torah Portion



Suggested Reading Schedule

Monday:	Deut. 11:26-12:32	Blessings for obedience and curses for disobedience; Commands to destroy all pagan places of worship and to worship Yahweh at the place which He chooses
Tuesday:	Deut. 13	Prohibitions against following after those who entice you to serve other mighty ones, and the death sentence for any who do so
Wednesday:	Deut. 14	Reminder about which animals are clean and unclean; Instruction regarding tithes
Thursday:	Deut. 15	Instructions for the seventh-year release of all debt among Yisrae'lites, for taking care of the poor, and for the release of Yisra'elite slaves
Friday:	Deut. 16:1-17	Instructions for observing The 3 Pilgrimage Feasts

