

Parsha Pearls

Re'eh

"Look or See"

Deuteronomy 11:26 - 16:17
Katan Aleph



In This Edition:

47.1 - In the Place which He Chooses
Deuteronomy 12; 14-15 & 16:1-17



Table of Contents

Parsha Pearls is a comprehensive resource that allows for complete customization by the parent. We understand that if you were to strive to accomplish all aspects of each lesson in one day it would be unrealistic and also overload for the child. It is our intention that this be used 'a la carte' so that it suits your specific needs. Our site caters to printing only the pieces you choose.

This page will provide quick links to get to the portion of the document for which you are looking. When you hover over the title a finger will appear. Click on it and you will be taken directly to that page.

If you are new to Parsha Pearls, we have created an [Introduction](#) document outlining how to use our lessons, as well as a [Scriptural Inspiration](#) document, which explains our titles and the Scriptural inspiration for them. We pray that Parsha Pearls blesses your home and that your children will grow to love the Word and to never depart from keeping Torah. As always, feel free to email us at parshapearls@mtoi.org if you have any questions.

Gem Seeking (The Main Lesson)	3
➤ Little Gems Story (Story for Younger Children)	3
➤ Little Gems Story Characters	5
Counting What You Gained (Worksheets)	15
➤ Storing Up Treasure in My Heart (Memory Verse)	15
➤ Seeking Treasure (Questions from the Parsha)	17
➤ Word Search	19
➤ Maze	20
Precious Possessions (Arts & Crafts)	21
➤ Craft	21
➤ Coloring Page	27
Sweetness of Torah	28
➤ Sweet Sounds of Torah (Song Corresponding to the Parsha)	28
➤ Sweet Taste of Torah (Snack Corresponding to the Parsha)	29
Next Week's Treasure Hunt (Looking Ahead to Next Week's Parsha)	30



Gem Seeking

LITTLE GEMS STORY

Parent/Teacher Preparation:

Please see the [Instructions for the Little Gems Story](#) on the YMTOI website. This will help you to understand how to prepare for the story.

In the Place which He Chooses

Shalom children! Today we are going to talk about some more instructions that Yahweh has for His people, along with some strong reminders from Mosheh. **(Place older Mosheh on board.)** Remember, they are getting ready to go into the land of Kena'an, and they need to know how Yahweh wants them to do things once they get there. Mosheh tells them that they need to guard these instructions and follow them all of their days.

So let's see, where are we in Mosheh's speech? Ah, yes. He is telling them what they need to do to the places in the land where the people before them had worshipped mighty ones other than Yahweh. Yahweh wants them to completely get rid of all these false worship-places and everything that they had used to honor other mighty ones. He doesn't want even one little tiny piece left of any of their idols. **(Place idols on board.)** And He doesn't want them to try to serve Him the way that those other people served their mighty ones, because that would mean doing things that Yahweh hates. He wants the Yisra'elites to be focused on guarding His commands and worshipping Him in exactly the way that He wants to be worshipped. If they will do this, they are promised that things will go well for them.

Yahweh also has instructions for them about a special place that He has picked out for Himself. **(Place Yerushalayim scene on board.)** He will place His Name there and make it a special place where He dwells. This is where the people will bring their offerings, tithes, and contributions—all the things that they are commanded to bring to Yahweh, as well any additional gifts that they wish to bring Him. **(Point to people with offerings.)**

He doesn't want them to offer animals and other offerings in just any old place, but only in the place that He picks. However, Yahweh does give them permission to eat clean animals at home, within their own gates. **(Place 7 lambs on board.)** He does not want them eating the blood, though. The blood has to be poured out onto the earth. **(Place man pouring blood on board.)** I don't know about you, but I wouldn't want to eat blood any way. Yuck!

Yahweh also tells them to be sure to take care of any Lewites who will live there with them, since Lewites are separated out to spend their time serving Yahweh, and their tribe doesn't get a large piece of the new land to raise crops and herds like the rest of the Yisra'elites. **(Place 3 sons of Lewi with tithes on board.)**



The people are also instructed on tithes that Yahweh wants them to give. A tithe is a tenth, so when their harvest is completed, they are to separate out a tenth of the grain that they grew in their fields that year, as well as a tenth of their wine, oil, and livestock, and dedicate it all to Yahweh. **(Place tithe scene on board.)** They are supposed to take this particular tithe to Yahweh's chosen place at His fall festival and eat it there. **(Point to Yerushalayim scene.)** But if that place is too far away for them to travel, then they can exchange it for silver, and use the silver to buy whatever they wish in order to celebrate near home. **(Place bag of silver on board.)** Then, at the end of every third year, an extra tithe goes to the Lewite and to sojourners, to children who have no fathers to take care of them, and to women whose husbands have died. **(Point to sons of Lewi and place sojourners, children and older woman next to them.)**


Now, Yahweh wants them all to have a good time getting together and rejoicing at the feasts that He has told them to celebrate. **(Place happy people on board.)** These 3 gatherings are called the Pilgrimage Feasts, because at those special times the Yisra'elites are to travel from all over the land to the place that Yahweh chooses.

There, every spring, they will hold the Festival of Unleavened Bread **(place matzah on board)**. Then later, when the early crop is ready, they will honor the Festival of Weeks **(place 2 loaves of bread on board)**; and finally, when harvest is done, they are to celebrate the fall Festival of Booths **(place sukkah on board)**. Yahweh has specific rules for how He wants them to celebrate these festivals. And the people are not supposed to come empty-handed; Yahweh wants them to bring Him a gift, because they have received blessings from Him. **(Place man with money bags in his hands on board.)**

We still celebrate these festivals these days, but we can't do everything exactly the same way that the Yisra'elites did it back then, because we don't have those same places set up in the land of Yisra'el right now. Have you been to any celebrations for these festivals? At Passover, you may have eaten matzah, or unleavened bread. **(Place unleavened bread on board next to matzah)** At Shavuot, you probably heard about Yahweh giving us the Torah. **(Place tablets on board.)** And at Sukkot, you might have had fun helping to build and decorate a sukkah, which is a temporary booth. **(Place family decorating sukkah on board.)** Or you may wave the 4 species every day to celebrate. **(Place family waving 4 species on board.)**

Well children, we have come to the end of our story for today. We will see you next week for another exciting Little Gems story!






3 Sons of Levi with tithes



Older Mosheh


Sojourners



Older woman




Children



Bag of silver

Idols



Family decorating sukkah






7 Lambs



Family waving 4 species



Unleavened bread



Matzah




2 Loaves of bread

Happy people



Tablets





Sukkah



Yerushalayim scene



Man pouring blood



Man with money bags in his hands



Tithe scene



3 Sons of Levi with tithes



Older Mosheh


Sojourners




Older woman



Children



Bag of silver



Idols

Family decorating sukkah






7 Lambs



Family waving 4 species



Unleavened bread

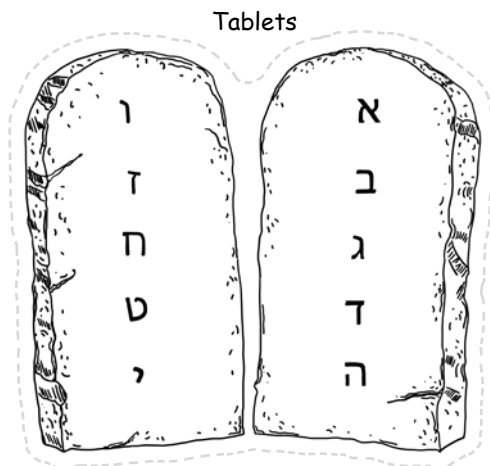



Matzah



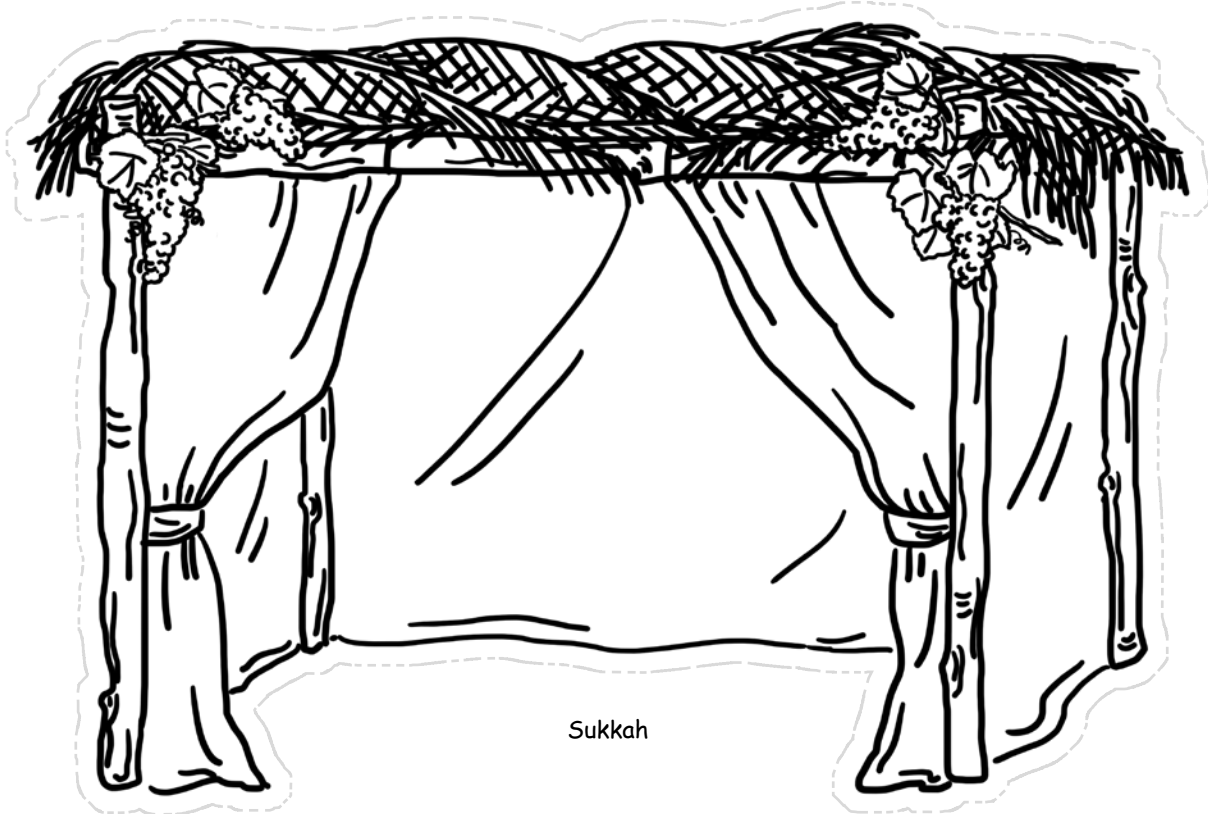
2 Loaves of bread

Happy people




Tablets





Sukkah



Yerushalayim scene



Man pouring blood



Man with money bags in his hands



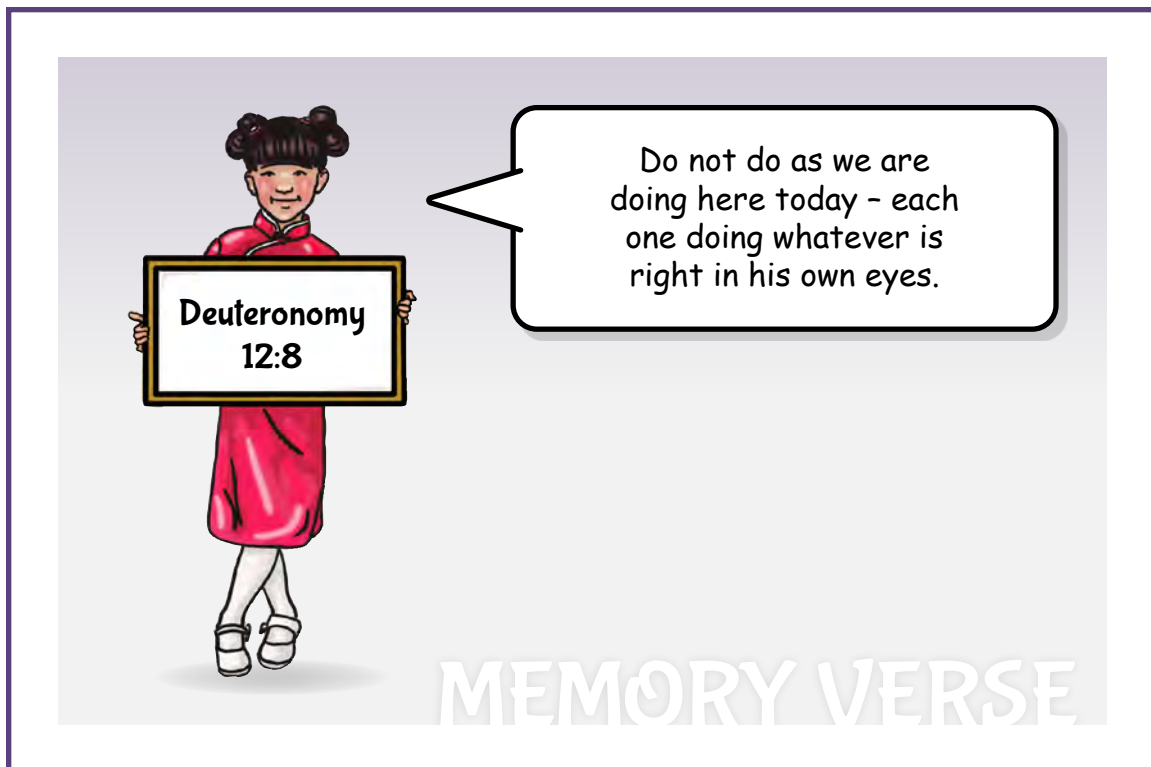
Tithe scene

Counting What You Gained

This next section is intended to be reinforcement of the lessons learned during this parsha. Choose the activities that best fit your child.

STORING UP TREASURE IN MY HEART

The Katan Aleph memory verse for this Torah portion is Deuteronomy 12:8. If they have not already done so, begin to help them to memorize the verse. Be creative and try acting it out, or putting it to music.



SEEKING TREASURE

Circle the correct choices.

1. Which picture best represents the place where Yahweh chooses to place His Name? (12:5)



2. Which picture best represents the performing of the Passover? (16:2)



3. Which picture best represent the Days of Unleavened Bread? (16:3-4)



4. How many days are Unleavened Bread eaten? (16:3)



5. How many weeks do you count to get to Shavuot? (16:9)



6. Which picture best represents the festival of Shavuot? (16:10)



7. How many days do you celebrate the Festival of Booths? (16:13)



8. Which pictures best represent the Festival of Booths? (16:13)



9. How many times a year do the men appear before Yahweh in the place which He chooses? (16:16)




10. Which picture best represents what you bring to each festival? (16:16-17)



WORD SEARCH

Search for the hidden words from this week's parsha.



SILVER

CATTLE

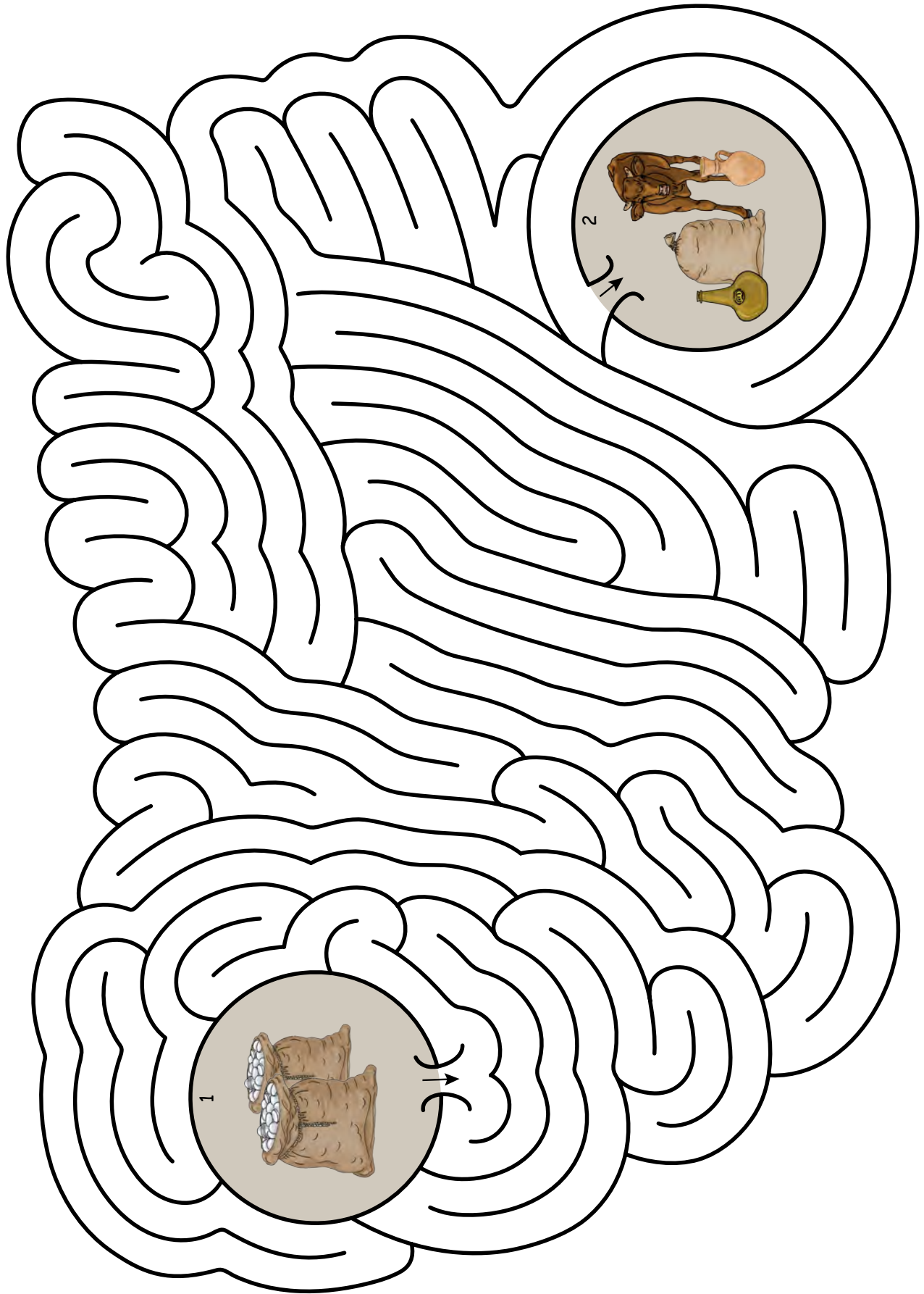
SHEEP

WINE

DRINK



MAZE



Precious Possessions

CRAFT

Materials:

- Cardstock - white & color of choice
- Seed beads (purple)
- Puffy paint - brown
- Tweezers - to assist in placing seed beads
- Ruler - to assist in folding tabs
- Double-sided foam dimensionals
- Double-sided tape
- Glue
- Scissors
- Coloring pencils, crayons, or markers
- Craft Templates: A & B (BW) or C & D (color)

Parent/Teacher Preparation:

- Print Craft Templates of choice on white cardstock.

Instructions for the Craft:

- If using BW Templates, color using medium of choice.
- Cut out all Craft Templates. (P1)
- Remove the paper backing on one side of foam dimensionals and place on the back of the stone arch. (P2)
- Using a ruler to assist you, fold the tab outward on the gate. (P3)

Gate

Deuteronomy 12:12, 15, 17, 21;
14:27-29; 15:7, 22; 16:5, 11, 14



P1



P2



P3

Instructions for the Craft Cont'd:


Adding the Stone Arch and Gate to the Main Page

- Remove the paper backing on the other side of the foam dimensionals and place onto colored cardstock of choice. (P4a, P4b)
- Run double-sided tape onto the front side of the tab on the gate. (P5)
- Fold the tab backwards and place over the indicated area on the stone arch to connect. (P6a, P6b)
- The gate can be opened or closed by inserting right edge underneath the stones. (P7a, P7b)

Dimensionalizing the Grapes and Vines

- Run glue onto the grapes and place purple seed beads onto the glue to add dimension to the grapes. (P8a, P8b)
- Run brown puffy paint onto the vine to add dimension. (P9a, P9b)
- Allow to dry.


You now have a visual representation of Yahweh's instruction regarding what is to be done within your gates, and what is to be done in the place which Yahweh your Elohim chooses to place His Name.




P4a



P4b



P5



P6a




P6b



P7a




P7b



P8a



P8b

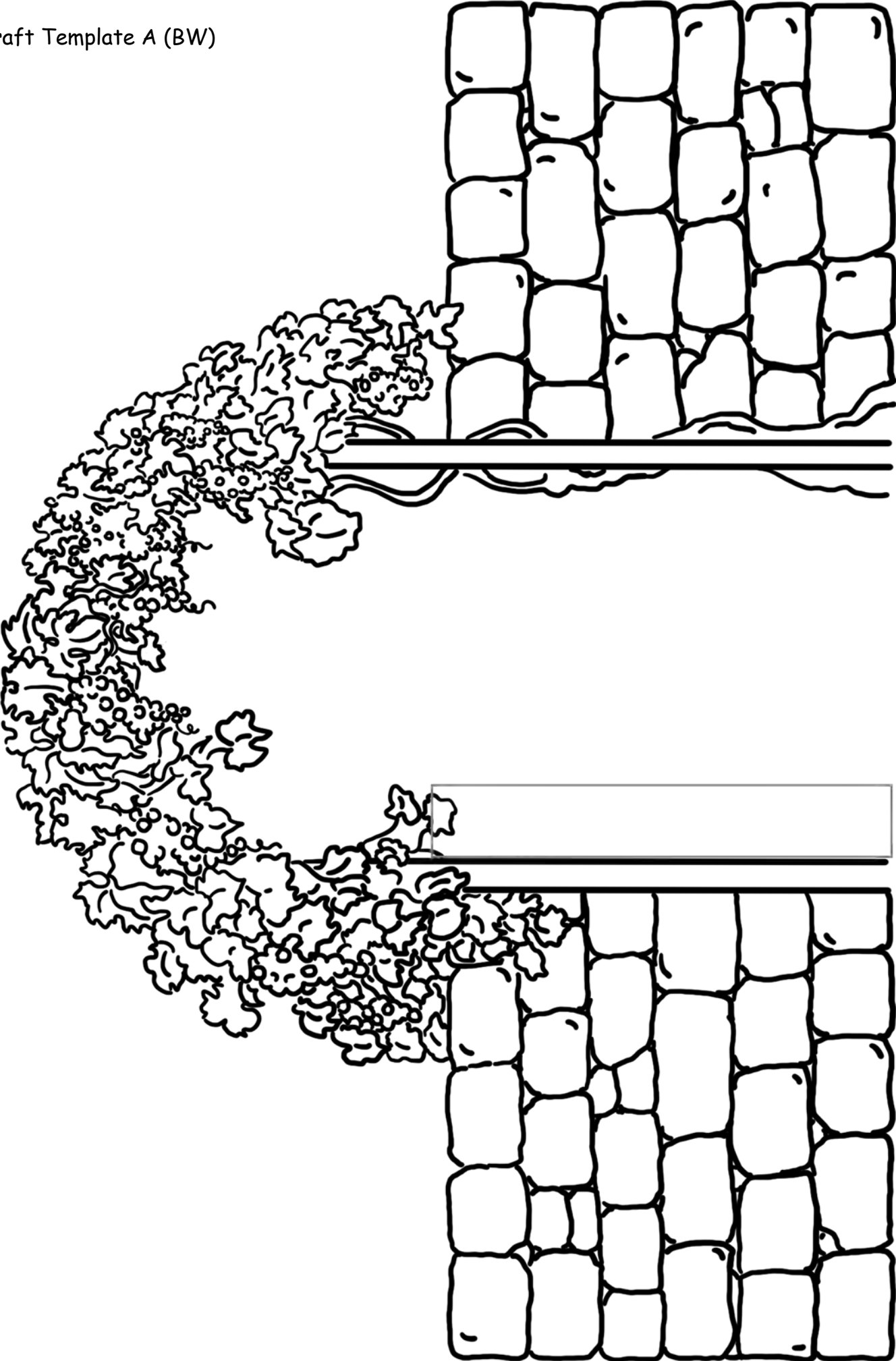


P9a

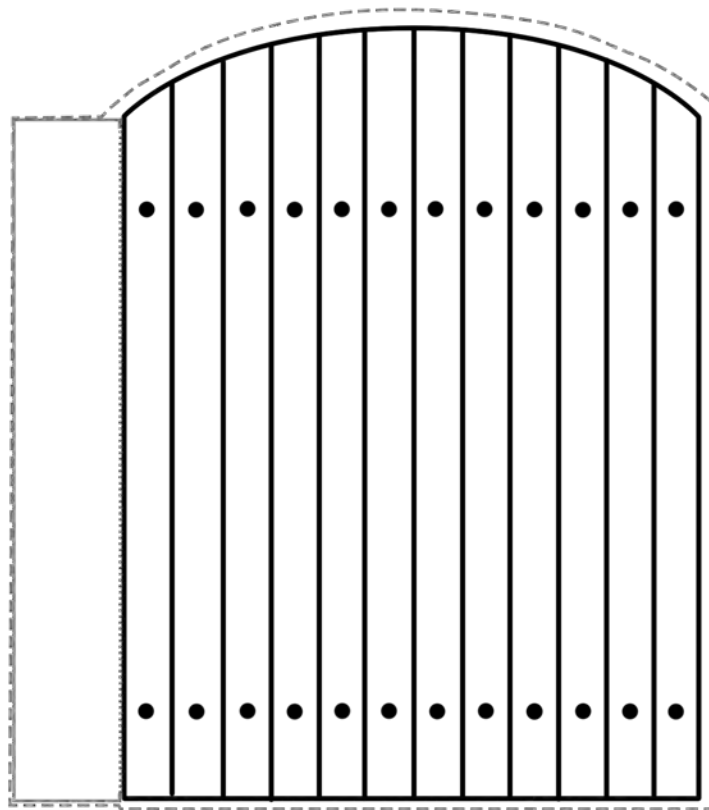


P9b

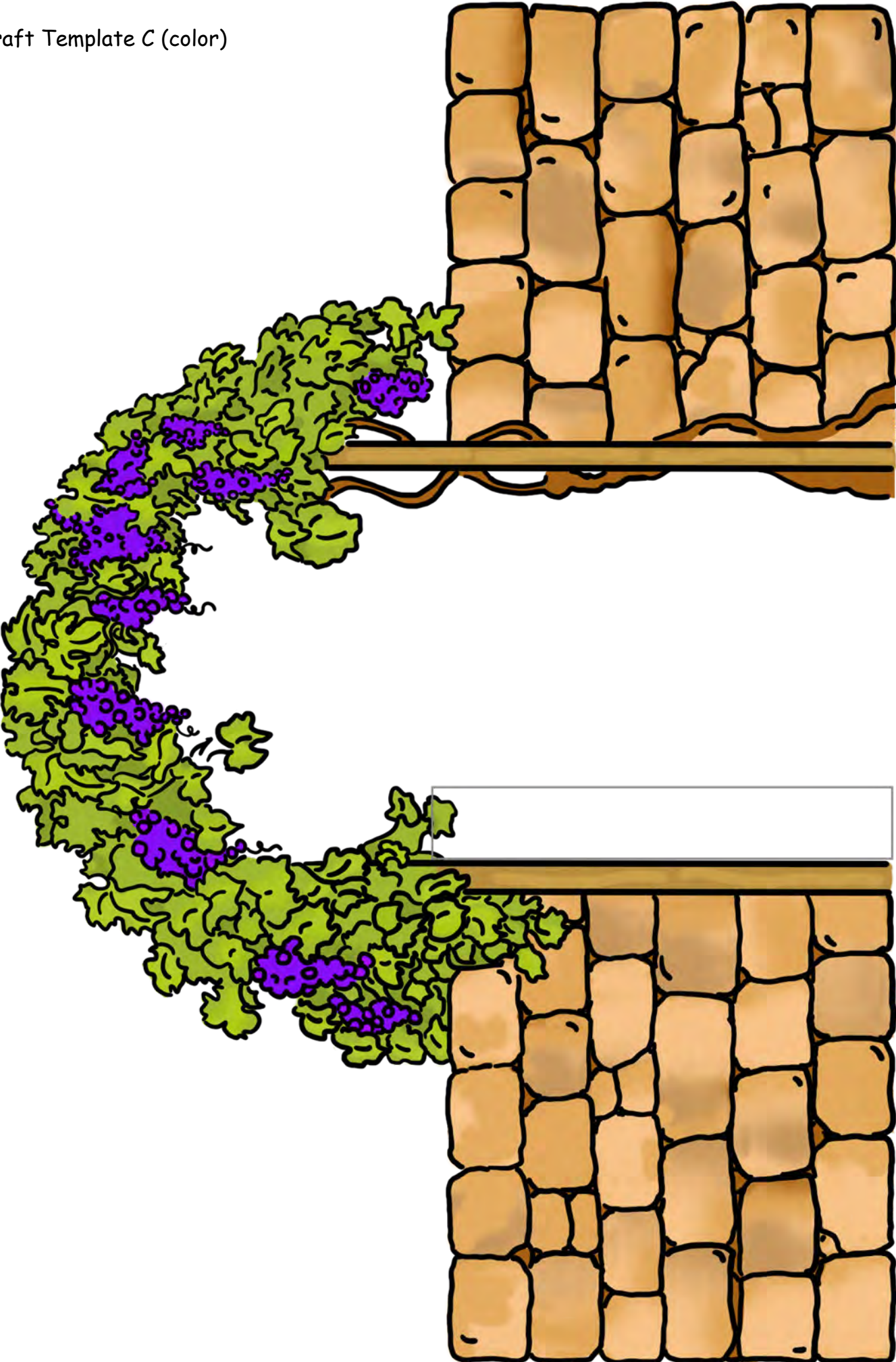
Craft Template A (BW)



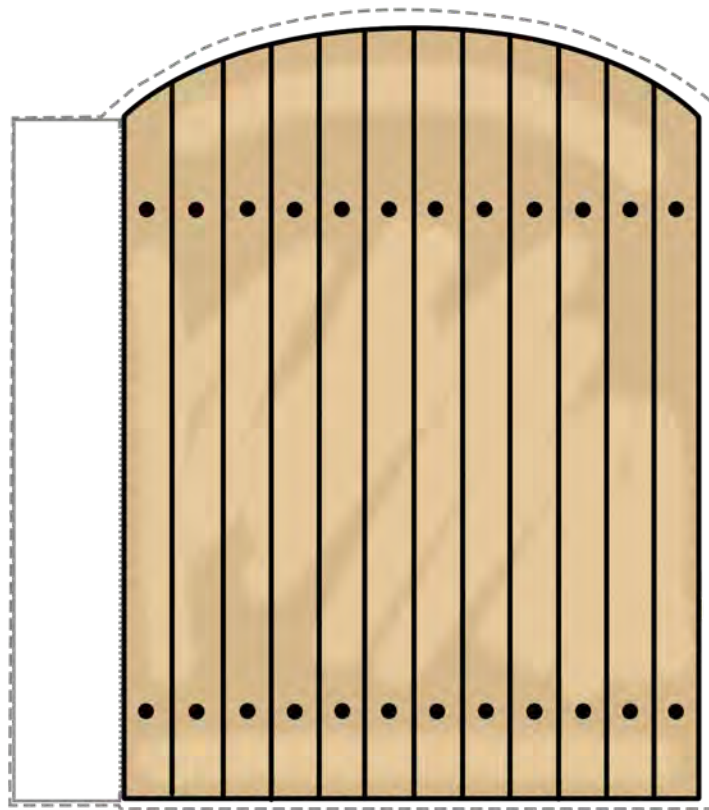
Craft Template B (BW)



Craft Template C (color)




Craft Template D (color)



"Three times a year all your males appear before Yahweh your Elohim in the place which He chooses: at the Festival of Matzot, and at the Festival of Shavu'ot, and at the Festival of Sukkot..."

"And none should appear before Yahweh empty-handed, but each one with the gift of his hand, according to the blessing of Yahweh your Elohim which He has given you."



Sweetness of Torah

SWEET SOUNDS OF TORAH

(Sing Praises to His Name)

Here is the link for this song:

https://www.podomatic.com/podcasts/steveberkson/episodes/2017-08-12T19_12_23-07_00

Yahweh wants His people to rejoice before Him
(Deuteronomy 12:18; 14:26; 16:11,14-15)

Rejoice, O Daughter of Zion

Rejoice, O daughter of Zion
Sing and be glad with all of your heart
Rejoice, O daughter of Zion
And praise Yahweh your El

LAI, lai, LAI, lai, lai-lai lai-lai, lai, lai, lai
LAI lai, LAI, lai, lai-lai, lai-lai, lai



SWEET TASTE OF TORAH

This snack relates to this week's parsha. Please take these as suggestions and make necessary changes based on your individual dietary needs.

Silver Coins

Deuteronomy 14:25



Ingredients:

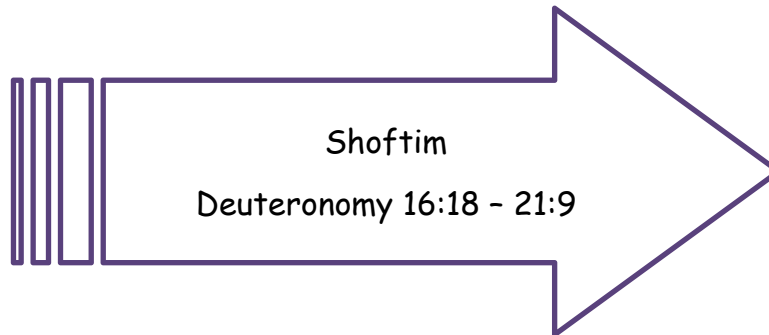
- Silver-wrapped chocolate coins

Instructions:

Serve silver-wrapped chocolate coins to represent the silver that you would bring to the festival to buy whatever you desire.

Next Week's Treasure Hunt

Next Week's Torah Portion



Suggested Reading Schedule

Monday:	Deut. 16:18 - 17:20	Right-rulings
Tuesday:	Deut. 18	Right-rulings
Wednesday:	Deut. 19	Right-rulings
Thursday:	Deut. 20	Right-rulings
Friday:	Deut. 21:1-9	Right-rulings