

Ki Teitzei

"When You Go Out"

Deuteronomy 21:10 - 25:19

Katan Bet/Gadol



In This Edition:

49.1 - Be Fair & Show You Care
Deuteronomy 22-25



Table of Contents

Parsha Pearls is a comprehensive resource that allows for complete customization by the parent. We understand that if you were to strive to accomplish all aspects of each lesson in one day it would be unrealistic and also overload for the child. It is our intention that this be used 'a la carte' so that it suits your specific needs. Our site caters to printing only the pieces you choose.

This page will provide quick links to get to the portion of the document for which you are looking. When you hover over the title a finger will appear. Click on it and you will be taken directly to that page.

If you are new to Parsha Pearls, we have created an [Introduction](#) document outlining how to use our lessons, as well as a [Scriptural Inspiration](#) document, which explains our titles and the Scriptural inspiration for them. We pray that Parsha Pearls blesses your home and that your children will grow to love the Word and to never depart from keeping Torah. As always, feel free to email us at parshapearls@mtoi.org if you have any questions.

Pearl Seeking (The Main Lesson)	3
➤ Treasuring His Word (Overview of the Parsha)	3
➤ Parsha Points (Main Lesson Content)	3
➤ Digging Deeper (Thought Provoking Questions)	6
Searching Out Hebrew (Reading & Writing)	7
➤ Words	7
➤ Numbers	7
➤ Word Match	8
➤ Flashcards	9
➤ Writing Hebrew	11
Counting What You Gained (Worksheets)	13
➤ Storing Up Treasure In My Heart (Memory Verse)	13
➤ Seeking Treasure (Questions from the Parsha)	15
➤ Word Search	17
➤ Crossword Puzzle	19
➤ Maze	21
Precious Possessions (Arts & Crafts)	22
➤ Notebook Page	22
➤ Coloring Page	29
Sweetness of Torah	30
➤ Sweet Sounds of Torah (Song Corresponding to the Parsha)	30
➤ Sweet Taste of Torah (Snack Corresponding to the Parsha)	31
Next Week's Treasure Hunt (Looking Ahead to Next Week's Parsha)	32



Pearl Seeking

TREASURING HIS WORD

Let's do a quick overview of the entire Torah portion:

Monday:	Deut. 21:10-23	Right-rulings regarding female captives, inheritance rights of the first-born, and the sentence upon rebellious children
Tuesday:	Deut. 22	Various right-rulings on dress codes, birds' nests, protective roofing, mixtures of seed or fabric, and sexual sins
Wednesday:	Deut. 23	Various right-rulings on exclusions from the assembly, bodily uncleanness, slaves, making loans and vows, and eating from a field
Thursday:	Deut. 24	Various right-rulings on divorce, taking pledges, paying servants, harvesting and more
Friday:	Deut. 25	Various right-rulings on handling disputes, Levirate marriage, just weights and measures, and more; The command to annihilate Amalek

In this week's Parsha Pearls lesson, we will take a look at a collection of various right rulings which do not have a central theme. Because the content is scattered in thought, we have listed some categories to guide you in your discussions. This parsha also includes some mature content. We have purposely left out all references pertaining to them, leaving it up to the parents to decide whether to teach that information in their home lessons. Now, let's read selected verses from Deut. 22-25.

PARSHA POINTS

Take Care of Your Neighbor

- When you see your neighbor's animal (ox, sheep or donkey) straying away, or find a neighbor's lost item, such as their garment, you are to return it to him *without fail*. Guard it until you can return it to him - 22:1-3; Ex. 23:4
- When you see your neighbor's animal (donkey or ox) fall down along the way, you shall help them without fail - 22:4
- Do NOT lend at interest to your brother (silver, food, or whatever), so that Yahweh your Elohim might bless you in all that you put your hand to do in the land which you are entering to possess. To a foreigner you may lend at interest - 23:19-20



- When you come to your neighbor's vineyard, you may eat to the satisfaction of your desire, but do NOT put any in your basket - 23:24
- When you come to your neighbor's standing grain, you may pluck the heads with your hand, but do NOT use a sickle on it - 23:25



- Don't take for a pledge someone's lower or upper millstone, for this is the same as taking one's life as a pledge - 24:6
- When you lend your brother a loan, do NOT go into his house to get his pledge. Stand outside and wait for him to bring it to you - 24:10
- If you have loaned to a man who is poor, do NOT sleep with his pledge, but return it to him at sundown, for then he can sleep in his own garment, and shall bless you. And it shall be righteousness to you before Yahweh your Elohim - 24:12-13
- Do NOT oppress a hired servant who is poor and needy, whether a brother or a stranger in your land who is *within your gates*. Give him his wages the same day he worked; do NOT let the sun go down without doing it, so that he does NOT cry out against you to Yahweh, and it shall be sin to you - 24:14-15
- Do NOT twist the right-ruling of a stranger or the fatherless. Remember that you were a slave in Mitsrayim, and that Yahweh your Elohim redeemed you from there. Therefore, I am commanding you to do this word - 24:17-18, 22
- Do NOT take the garment of a widow - 24:17
- When you reap your harvest (**katzir**) in your field (**sadeh**), and forget a sheaf (**omer**) in the field, do NOT go back to get it - 24:19
- When you beat your olive trees (**hazayit**), do NOT examine the branch behind you - 24:20
- When you gather the grapes of your vineyard (**kerem**), do NOT glean behind you - 24:21

➤ Let it be (24:19-22):

- for the stranger (**ger**)
- for the fatherless/orphan (**yatom**)
- for the widow (**almanah**)
- so that Yahweh your Elohim might bless you in all the work of your hands




- You shall NOT have in your bag differing weights, a heavy and a light - 25:13
- You shall NOT have in your house differing measures, a large and a small - 25:14
- You shall have a perfect and right weight and measure, so that your days are prolonged on the soil which Yahweh your Elohim is giving you. All who are dishonest in their weights and measures are an abomination to Yahweh your Elohim - 25:15-16
- Do NOT loathe (23:7):
 - an Edomite, for he is your brother
 - a Mitsrian, because you were a stranger in his land



Take Care of the Animals

- When you see a bird's nest along the way, in a tree or on the ground with young ones or eggs and the mother sitting on them, do NOT take the mother with the young - take the young for yourself, but let the mother go without fail, so that it might be well with you and that you prolong your days - 22:6-7
- Do NOT plough with an ox and a donkey together - 22:10
- Do NOT muzzle an ox while it is threshing - 25:4



No Mixing Allowed

- A woman is NOT to wear what pertains to a man, nor is a man to wear what pertains to a woman, for whoever does this is an abomination to Yahweh your Elohim - 22:5
- Do NOT sow your vineyard with different kinds of seeds, lest the yield of the seed which you have sown and the fruit of your vineyard become defiled - 22:9; Lev. 19:19
- Do NOT put on a garment of different kinds, of wool and linen together - 22:11; Lev. 19:19



Safety

- When you build a new house, make a protective wall (parapet) on your roof, so that you do NOT bring blood-guilt on your house if one falls from it - 22:8
- In an outbreak of leprosy, diligently guard and do according to what the priests and Levites teach you, for it is Yahweh who commands them what to do. Remember what Yahweh your Elohim did to Miryam (leprosy) on the way when you came out of Mitsrayim - 24:8-9



Vows

- When you make a vow to Yahweh your Elohim, do NOT delay to pay it for Yahweh your Elohim requires that of you, and it shall be sin in you if you do NOT do it - 23:21
- When you abstain from vowing, it is NOT sin to you - 23:22
- That vow what has gone from your lips you shall guard and do, for you voluntarily made this promise with your mouth - 23:23

Penalties and Sentences

- These are NOT allowed to enter the assembly/community of Yahweh, even a 10th (**eser**) generation of them shall NOT ever enter the assembly/community of Yahweh (23:2-4):
 - a mamzer (one born from a prohibited union)
 - an Ammonite or a Mo'abite
 - because they did NOT meet you with bread and water on the way when you came out of Mitsrayim
 - because they hired Bil'am son of Be'or to curse you



- Do NOT loathe (23:7):
 - an Edomite, for he is your brother
 - a Mitsrian, because you were a stranger in his land
- An Edomite or Mitsrian born of the 3rd (**shalosh**) generation may enter the assembly/ community of Yahweh - 23:8
- Remember what Amaleq did to you on the way as you were coming out of Mitsrayim when you were weary and tired and how he attacked your back, all the feeble ones in the rear and did NOT fear Elohim. When Yahweh your Elohim has given you rest from your enemies, in the land which Yahweh your Elohim is giving you to possess as an inheritance, you shall blot out the remembrance of Amaleq from under the heavens - Do NOT forget! - 25:17-19

A Visual Covenant Reminder

- Make tassels on the 4 (**arba**) corners of your garment - 22:12; Num. 15:38-40



DIGGING DEEPER

Parents/Teachers may choose to use these prompts for further discussion of the Torah portion.

- What do you think Yahweh was getting at when He commanded man NOT to wear what pertains to a woman and for a woman NOT to wear what pertains to a man? Does this have to do with pretending to be something you're NOT?
- Why do you think Yahweh does NOT want us to mix various seeds or fabric threads?
- Research what it is to make a vow. Find stories in Scripture where vows were made and their ramifications. Read the story of Yiphtah (Jephthah) found in Judges 11:30-40. Research the aspects of a Nazirite vow (Numbers 6:1-21).
- What do you think is the significance of NOT taking a person's lower or upper millstone as a pledge? Could it be that Yahweh wanted to protect a person's livelihood for their family?
- Discuss Yahweh's right-rulings for a mamzer, Ammonite, Mo'abite or Amaleqite. Discuss Yahweh's right-rulings for an Edomite or a Mitsrian.



Searching Out Hebrew

Parents/Teachers can print out the '[Hebrew Pronunciation Guide](#)' to help with the pronunciation of Hebrew names and words. They can be cut out and used in conjunction with the Flashcards.

WORDS

Parents/Teachers see the following page for 3 x 5 card cut outs of the words from this week's parsha. If printed on cardstock, they can be kept in a box to reinforce learning.

Katzir (קציר) - harvest

Sadeh (שדה) - field

Omer (אמר) - sheaf

Ger (גר) - stranger

Yatom (יתום) - fatherless/orphan

Almanah (אלמנה) - widow

Zayit (זית) - olive tree

Kerem (כרם) - vineyard

NUMBERS

Parents/Teachers can print out these numbers to have as additional resources. These can be found under the 'Resources' tab on the YMTOI website.

3 - shalosh

4 - arba

10 - eser

WORD MATCH

Match this week's Hebrew words to their correct definition.

Almanah

Fatherless/orphan

Ger

Field

Katzir

Harvest

Kerem

Olive tree

Omer

Sheaf

Sadeh

Stranger

Yatom

Vineyard

Zayit

Widow



FLASHCARDS

שָׂדֵה
Sadeh
Sa-deh
field

גֵר
Ger
Ger
stranger

קִצִיר
Katzir
Kat-zir
harvest

אֶמֶר
Omer
O-mer
sheaf

אלמנה

Almanah

Al-ma-nah

widow

כרם

Kerem

Ke-rem

vineyard

יתום

Yatom

Ya-tom

fatherless/orphan

זית

Zayit

Za-yit

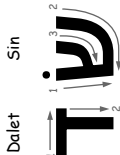
olive tree

WRITING HEBREW

Sadeh (field)

שדה


Hey Dalet Sin



Ger (stranger)

גר

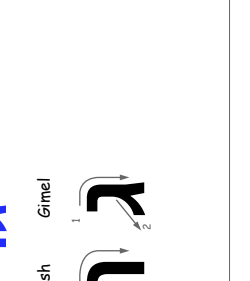
Resh Gimel



Katzir (harvest)

קציר

Resh Yud Tsade Qof



Omer (sheaf)

אמר

Resh Mem Aleph



Yatom (fatherless/orphan)

יתום

Mem Soft
Vav
Tav
Yud

Almanah (widow)

אלמנה

Hey
Nun
Mem
Lamed
Aleph

Zayit (olive tree)

זית

Tav
Yud
Zayin

Kerem (vineyard)

כרם

Mem Soft
Resh
Kaf




Counting What You Gained

This next section is intended to be reinforcement of the lessons learned during this parsha. Choose the activities that best fit your child.

STORING UP TREASURE IN MY HEART

The Katan Bet and Gadol memory verse is Deuteronomy 24:18. You can review the verse with them by reciting it out loud, acting it out, putting it to music...whatever works for you.



SEEKING TREASURE



1.

In 22:1-3 we are told to take care of items that belong to our brothers. What are some of these things?

Circle the correct choices.

toys ox car
sheep dog donkey
bicycle garment




2.

A woman can wear what pertains to a man and a man can wear what pertains to a woman anytime they want.

T / F


(22:5)



3.

"Make _____ on the four _____ of the _____ with which you cover yourself."

(22:12)



4.

Who does Yahweh say cannot enter the assembly of Yahweh up to the tenth generation?

(23:2-3)



5.

Who does Yahweh say is allowed to enter the assembly of Yahweh after the third generation?

(23:7-8)

6.



Are you permitted to lend to your brother with interest?

Yes / No

May you lend to a foreigner with interest?

Yes / No

(23:19-20)

7.



Do you have to make a vow?

(23:21-23)

8.




When we harvest, who is meant to benefit when we leave behind any fallen sheaves, olive tree branches and grapes?

Write it down.

(24:19-21)

9.



What does Yahweh tell us to do in 24:18 and 22?

"_____ that
you were a _____
in the land of Mitsrayim."

10.



Yahweh requires that we do NOT cheat anyone.


T / F

(25:13-16)



WORD SEARCH

Search for the hidden words from this week's parsha.




BROTHER
LOST
FOUND
NEST
EGGS
PARAPET
BLOOD GUILT

VINEYARD
MAMZER
EDOMITE
PLEDGE
TASSELS
GARMENT
AMMONITE

MITSRIAN
ASSEMBLY
SHEAF
MILLSTONE
LOAN
BRANCHES
MO'ABITE



Answer Key



BROTHER
 LOST
 FOUND
 NEST
 EGGS
 PARAPET
 BLOOD GUILT


VINEYARD
 MAMZER
 EDOMITE
 PLEDGE
 TASSELS
 GARMENT
 AMMONITE

MITSRIAN
 ASSEMBLY
 SHEAF
 MILLSTONE
 LOAN
 BRANCHES
 MO'ABITE



CROSSWORD PUZZLE

Complete the crossword using words from this week's parsha.



Down

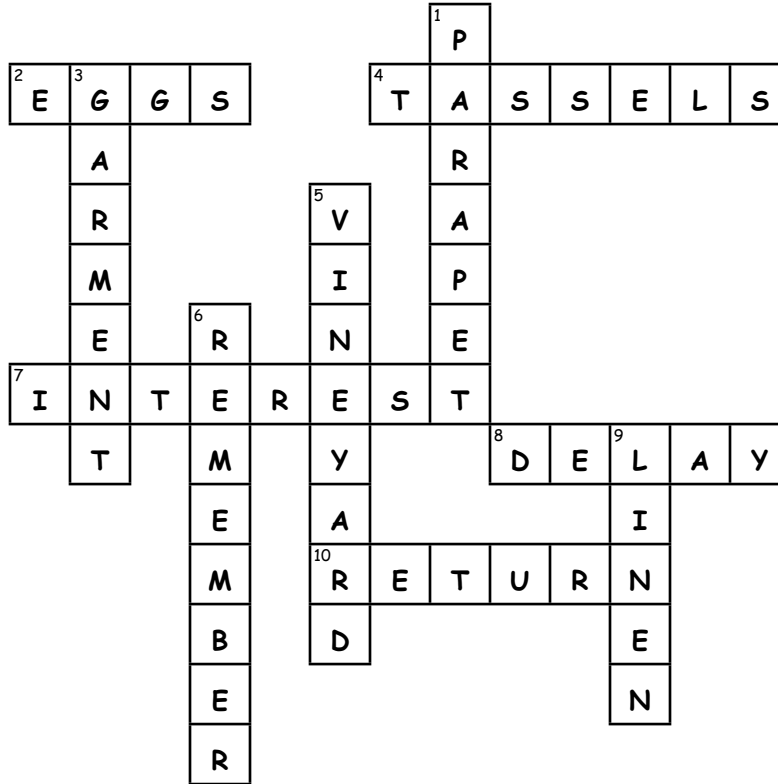
1. You must have a _____ on your roof.
3. A man shall not put on a woman's _____.
5. Do NOT sow your _____ with different seeds.
6. You shall _____ that you were a slave in Mitsrayim.
9. Do NOT put on a garment of wool and _____ together.

Across

2. You may take the _____ once the mother bird leaves.
4. Make _____ on the four corners of your garment.
7. Do NOT lend at _____ to your brother.
8. When you make a vow to Yahweh, do NOT _____ to pay it.
10. When you see your brother's ox or sheep going astray you shall _____ it to him.



Answer Key



Down

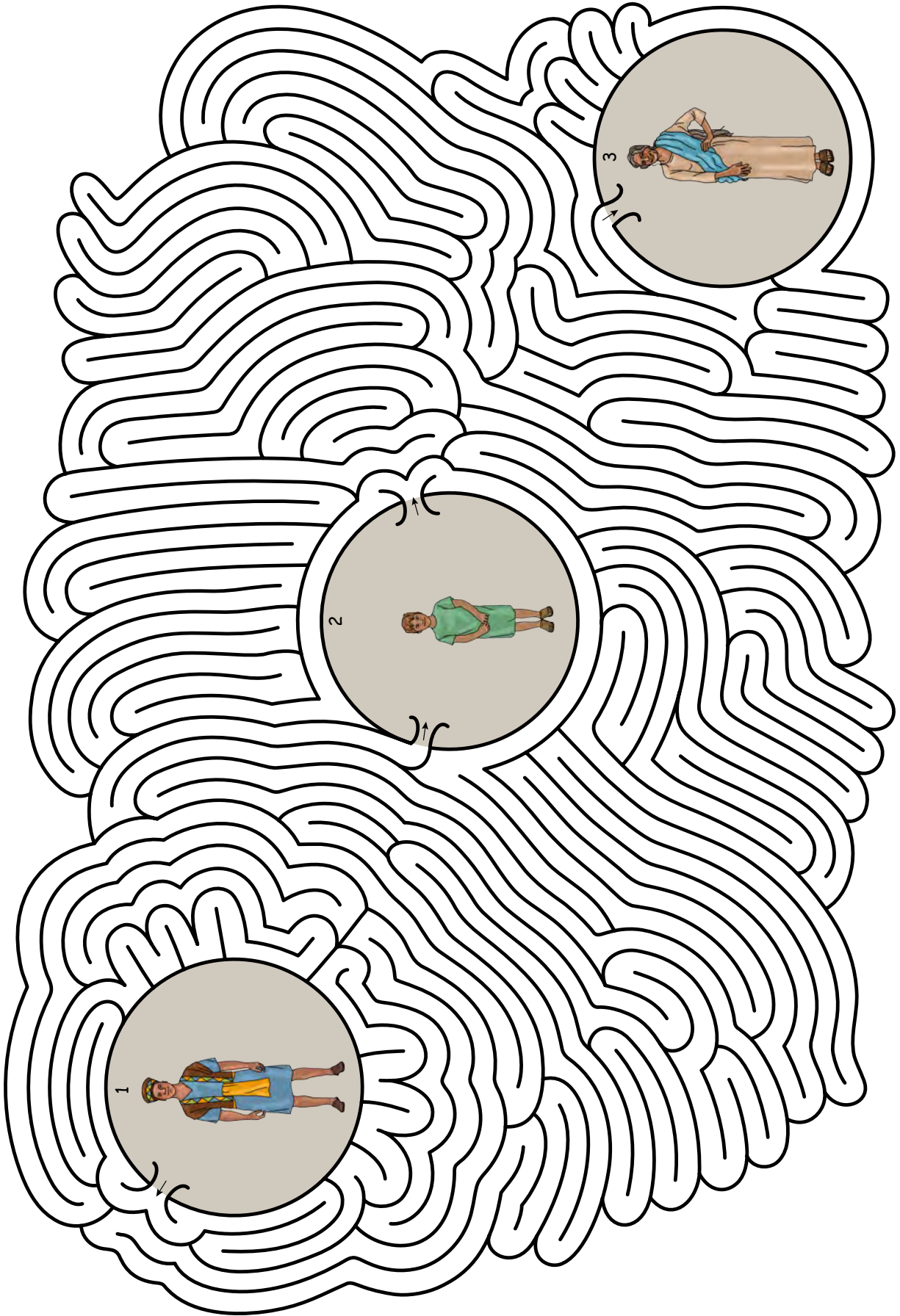
1. You must have a **parapet** on your roof.
3. A man shall not put on a woman's **garment**.
5. Do NOT sow your **vineyard** with different seeds.
6. You shall **remember** that you were a slave in Mitsrayim.
9. Do NOT put on a garment of wool and **linen** together.

Across

2. You may take the **eggs** once the mother bird leaves.
4. Make **tassels** on the four corners of your garment.
7. Do NOT lend at **interest** to your brother.
8. When you make a vow to Yahweh, do NOT **delay** to pay it.
10. When you see your brother's ox or sheep going astray you shall **return** it to him.



MAZE



Precious Possessions

NOTEBOOK PAGE

Taking Care of the Needy

Deuteronomy 24:19-21

Materials:

- Cardstock - white
- Items of choice to embellish the grapes, barley & olives - sequins, seed beads, barley kernels, puffy paint
- Ruler - to assist in folding tabs
- Needle - to assist in placing tiny seed beads
- Double-sided tape
- Glue of choice
- Scissors
- Coloring pencils, crayons, or markers
- Notebook Page Templates: Main Page & A (BW) or Main Page & B (color)

Parent/Teacher Preparation:

- Print Notebook Page Templates of choice on white cardstock.



Instructions for the Notebook Page:

- If using BW Templates, color using medium of choice.
- Cut out all Notebook Templates. (P1)
- Using a ruler to assist you, fold the tabs outward on the characters. (P2a, P2b)

Embellishing the Characters

- If desired, you can use any item you want to embellish the characters or leave as is and place on the land. We chose to embellish them. This is what we did.

Olive Harvest

- Place drops of glue onto the olive tree, and place dark colored seed beads over them. We used a needle to help us place the seed beads. (P3a, P3b, P3c)



P1



P2a



P2b



P3a



P3b



P3c

Instructions for the Notebook Page Cont'd:

- Place drops of glue onto the Yisrae'lite's basket to stranger, and place dark colored seed beads over them. We used a needle to help us place the seed beads. (P4a, P4b, P4c)
- Set aside to dry. (P5)



P4a

Grape Harvest

- Place drops of glue onto the grape clusters on the vine, and place purple seed beads over them. We used a needle to help us place the seed beads. (P6a, P6b, P6c)
- Place drops of glue onto the Yisrae'lite's basket to orphan, and place purple seed beads over them. We used a needle to help us place the seed beads. (P7a, P7b, P7c)
- Set aside to dry. (P8)



P4b



P4c



P5



P6a

Grain Harvest

- Place drops of glue on the barley stalks, and place barley kernels over them. (P9a, P9b, P9c)
- Place drops of glue onto the Yisrae'lite's basket to widow, and place barley kernels over them. (P10a, P10b, P10c)
- Set aside to dry. (P11)



P6b



P6c



P7a



P7b




P7c



P8



P9a



P9b



P9c



P10a



P10b



P11

Instructions for the Notebook Page Cont'd:

Hebrew Words

- Write the following onto a piece of colored cardstock and glue to the Main page: (P12)
 - 1) Kerem 2) כרם 3) Vineyard (P13)
 - 1) Yatom 2) יתום 3) Fatherless/Orphan (P14)
 - 1) Katzir 2) קציר 3) Harvest (P15)
 - 1) Almanah 2) אלמנה 3) Widow (P16)
 - 1) Zayit 2) זית 3) Olive Tree (P17)
 - 1) Ger 2) גר 3) Stranger (P18)



P12



P13



P14



P15



P16



P17



P18

Adding the Characters to the Main Page

- Run double-sided tape onto the back of the tabs of the characters. (P19)
- Adhere the characters to the land on the Main Page wherever desired making sure that when the images lay down they don't overlap each other. (P20a, P20b, P20c, P20d, P20e, P20f)

You now have a visual representation of the right-ruling to take care of the fatherless/orphan, widow, and stranger in the land.



P19



P20a




P20b



P20c



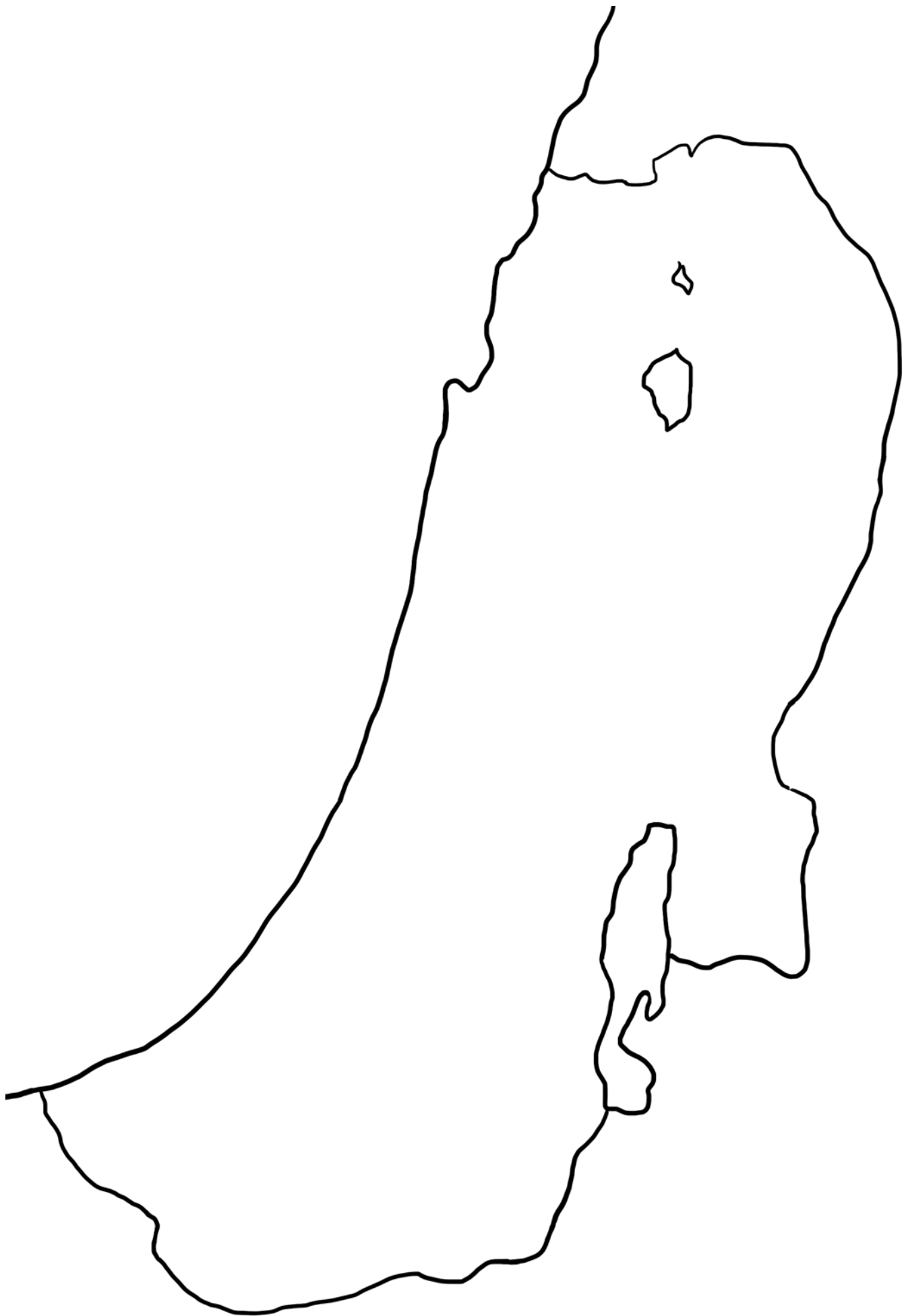
P20d

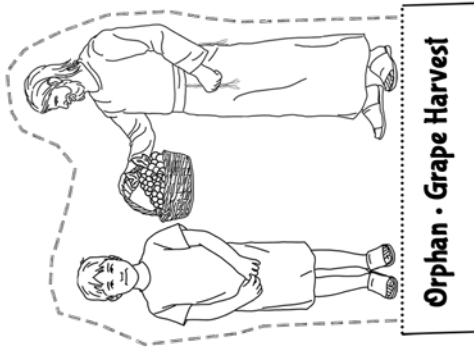


P20e

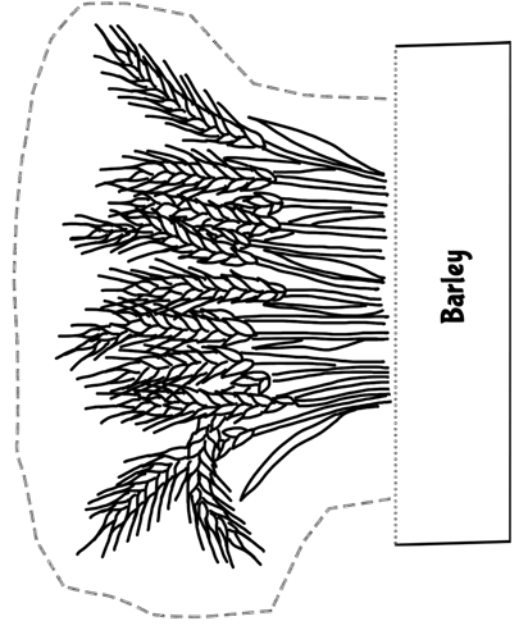


P20f






Orphan • Grape Harvest



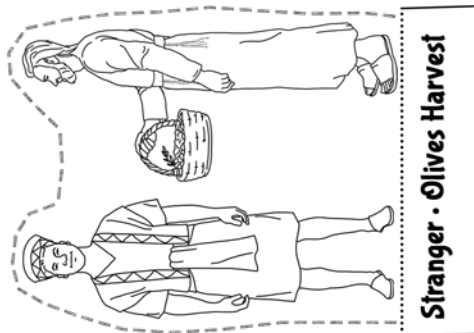
Barley




Olives



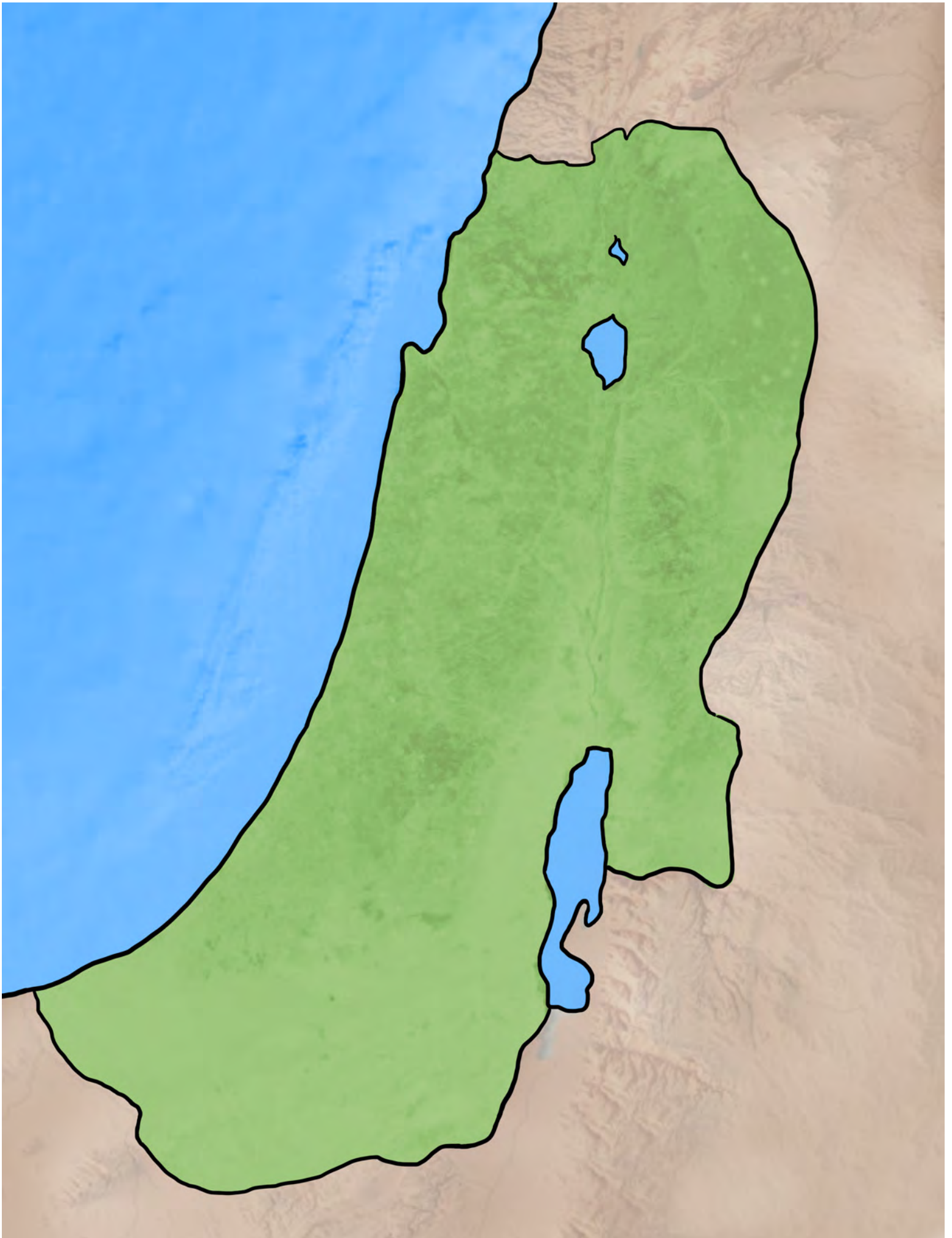
Grapes

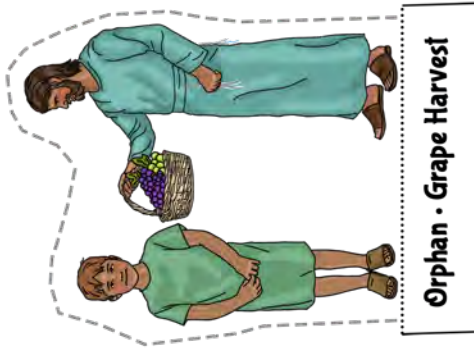


Stranger • Olives Harvest

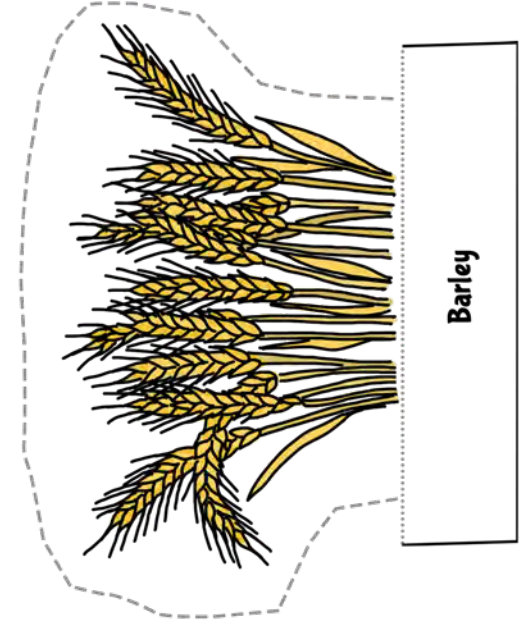


Widow • Grain Harvest






Orphan • Grape Harvest




Barley



Olives



Grapes




Stranger • Olives Harvest



Widow • Grain Harvest

"When you reap your harvest in your field, and have forgotten a sheaf in the field, do NOT go back to get it. Let it be for the stranger, for the fatherless, and for the widow, so that Yahweh your Elohim might bless you in all the work of your hands. When you beat your olive trees, do NOT examine the branch behind you. Let it be for the stranger, for the fatherless, and for the widow. When you gather the grapes of your vineyard, do NOT glean behind you. Let it be for the stranger, for the fatherless, and for the widow."

- Deuteronomy 24:19-21



Sweetness of Torah

SWEET SOUNDS OF TORAH

(Sing Praises to His Name)

Here is the link for this song:

https://www.podomatic.com/podcasts/steveberkson/episodes/2017-08-27T05_50_47-07_00

Be Fair and Show You Care

Everybody must be fair
Everyone must show they care

Don't be wasteful
Please be kind
Try to think, with others in mind

Everybody must be fair
Everyone must show they care



SWEET TASTE OF TORAH

This snack relates to this week's parsha. Please take these as suggestions and make necessary changes based on your individual dietary needs.

Mother Bird with Eggs in Nest

Deuteronomy 22:6



Ingredients:

- 1 round slice of pineapple (represents body of bird)
- 1 baby carrot/cheese/apricot (represents beak, feet and feathers)
- 2 chocolate covered raisins (represents eyes)
- A handful of pretzel sticks (represents nest)
- A handful of *Berry Berry Kix* cereal (represents eggs)

Instructions:

Grab a plate and place your round slice of pineapple in the center. Place some pretzel twists around the bottom of the plate to resemble a bird's nest.

Using a knife or kitchen scissors (please supervise children if allowing them to slice), slice your baby carrot/cheese/apricots into 2 thin rounds. Place these on the bird for the feet. Next, slice another round off your carrot/cheese/apricot and cut it into a triangle. Place this triangle on your bird for the nose. Finally, slice 3 thin strips off the remaining baby carrot/cheese/apricot. Stick these on top of the bird for the top feathers.

Take your 2 chocolate covered raisins and place them on the bird for the eyes.

Lastly, grab a handful of *Berry Berry Kix* cereal and put some in the empty spaces in your nest to represent the bird eggs.

Next Week's Treasure Hunt

Next Week's Torah Portion



Suggested Reading Schedule

Monday:	Deut. 26:1-15	First-fruits and 3 rd tithe declaration and presentation to the priest
Tuesday:	Deut. 26:16-27:8	Covenant proclamations; Instructions for stone altar construction at Mt. Eybal, with Torah inscriptions
Wednesday:	Deut. 27:9-26	Curses spoken from Mt. Eybal for disobedience
Thursday:	Deut. 28:1-14	The blessings pronounced for obedience
Friday:	Deut. 28:15-29:8	Additional curses pronounced for disobedience; Preamble to renewal of the Sinaitic covenant