

PARSHA PEARLS.



"Right-rulers or Judges"

שוֹפְטִים Shoftim

Deuteronomy 16:18 - 21:9

In this edition:
Deuteronomy 16:18-21:9 (Leadership)
Katan A



TABLE OF CONTENTS

Parsha Pearls is a comprehensive resource that allows for complete customization by the parent. We understand that if you were to strive to accomplish all aspects of each lesson in one day it would be unrealistic and also overload for the child. It is our intention that this be used 'a la carte' so that it suits your specific needs. Our site caters to printing only the pieces you choose.

This page will provide quick links to get to the portion of the document for which you are looking. When you hover over the title a finger will appear. Click on it and you will be taken directly to that page.

We also have an Introduction document on our website that explains each section in detail. (<https://ymtoi.org/wp-content/uploads/2020/03/Introduction-3-28-20.pdf>)

As always, feel free to email us at parshapearls@mtoi.org.

Title	Page #
• Parsha Points (the main lesson)	
➤ Little Gems (story for younger children)	3
➤ Little Gems Story Characters	6
• Counting What You Gained (worksheets)	
➤ Storing Up Treasure In My Heart (memory verse)	26
➤ Seeking Treasure (questions from the parsha)	28
➤ Word Search	29
➤ Maze	30
• Precious Possessions (arts and crafts)	
➤ Craft Instructions	31
➤ Coloring Page	33
• Sweetness of Torah	
➤ Sweet Sounds of Torah (song corresponding to the parsha)	34
➤ Sweet Taste of Torah (snack corresponding to the parsha)	35
• Next Week's Treasure Hunt (looking ahead to next week's parsha)	36



PARSHA POINTS

LITTLE GEMS

Parent/Teacher Preparation:

Please see the instructions for the Little Gems story on the YMTOI website. We recommend that you print out the characters and familiarize yourself with each story so that you can implement the visual representations of your choice (felt, laminated or stand-ups) at the appropriate time.

Leadership

Shalom children! We're back with the Yisra'elites this week as they continue listening to Mosheh's instructions. **(Place older Mosheh and Yisra'elites on board.)** He is telling them all about the things they will need to know so that they can live the way that Yahweh wants them to live when they get to the land of Kena'an. **(Place land of Kena'an scene on board.)** Mosheh won't be able to go into the land with them, so it's important that they listen to everything he has to say. Right now, he is instructing them on lots of right-rulings. Do you remember what a right-ruling is? You might have also heard it called a commandment before. It's a rule that Yahweh is giving to the people because He knows that it will help them have a good life. It's a rule; and it's the right thing to do, so it's a right-ruling. So let's talk about some of the things that Mosheh is covering in this part of his speech to the Yisra'elites.

Mosheh starts off by talking to them about the leaders that Yahweh will give them. **(Place leaders on board.)** Who are some leaders that you follow every day? **(Let children answer with mom, dad, teacher, etc. and place parents and teacher on board.)** That's right; those are all people that make important decisions in our day-to-day lives. If those people weren't there to make any decisions or show you the right way to do things, can you imagine how crazy it would be? What if your parents just decided they didn't want to lead your family anymore? The laundry might not get done, the floors might not get swept, and you might never know what you would be eating for dinner! Or what if a teacher just decided to stop leading the class? You might think it would be fun to not have lessons, but then you would never be able to learn anything! We also have leadership on a bigger scale to keep everything running smoothly in our city, our state, and our country. **(Place police officer on board.)** When you have good leaders, everything has order, and you have someone there to instruct you and answer your questions. This is why leadership is so important.



PARSHA POINTS

LITTLE GEMS

Well, Yahweh knew that just like we need leaders to help us keep our days on track, the Yisra'elites would also need leaders. He tells them that all of the tribes should have judges and officers who can make decisions for the people. **(Place judge and officers on board.)** These would be the people that they would go to if they needed guidance or if they got into a fight about something and needed to know what to do. **(Place judge scene on board.)** But Yahweh also knew that there would be times when there might be a big disagreement about something, and it would be too hard to tell who was right. **(Place arguing Yisra'elites on board.)** If these leaders could not reach a decision about something or if the decision was too hard for them to make, they could go to a special place that Yahweh would pick, and there would be priests, Lewites, and judges who could help them decide. **(Place priests and Lewites on board next to judge.)** They would tell the people Yahweh's right-rulings.

Once they had given the people their decision, the people were expected to do exactly as they had been told. These leaders were responsible for making the final decisions about how to follow the things in the Torah. And this is something that Yahweh takes very seriously. If any of the Yisra'elites tried to make a big scene about it and did not want to listen to the priests that were serving Yahweh, then Yahweh would not let them be part of Yisra'el anymore. That would be so sad! **(Place person leaving Yisra'el on board.)**

(Remove everything from the board.)

Well, when they all get to the land of Yisra'el, Yahweh knows that they will want a king like all the gentiles—the other nations around them. He tells them that they can have a king that Yahweh Himself will pick. **(Place king on board.)** It will have to be someone who is part of their people—Yahweh doesn't want just anyone coming in to lead them. And there are certain rules that this king has to follow. Yahweh says that this person is not allowed to have lots of horses, and he is also not allowed to tell the people to go back to Mitsrayim to get more horses. **(Place horses on board.)** After it took them so long to get here, I certainly hope that they wouldn't want to go back to Mitsrayim! The king is not allowed to have lots of wives either, or to try to get lots of gold and silver. **(Place wives, gold, and silver on board.)** Do you think that Yahweh wants to make sure the king doesn't get greedy? Maybe He wants the king to be focused on leading the people instead of spending all his time trying to get rich. Yahweh wants the king to write a copy of the Torah for himself, so that he will always have it to remind him that Yahweh is in charge, and that he is to follow His right-rulings. **(Place king writing the Torah on board.)**



PARSHA POINTS

LITTLE GEMS

Yahweh will also raise up a special Prophet from their brothers to lead them. Mosheh reminds the people of the time when they were in Horeb, pleading with him to keep them from experiencing any more of Yahweh's fearsome voice, His great fire and His thunders, because they feared they might die. **(Place Mt. Horeb, fire with smoke and cloud with lightning on board.)**

So Yahweh said, "Okay, you won't have to listen to My voice like this. Instead, I will send you a Prophet, and He will speak My Words that I tell Him to speak. It is important that you listen to Him." **(Place prophet on board.)**

But what if a prophet comes to them who is not really speaking Yahweh's words? How will the Yisra'elites be able to tell that he is a false prophet? Well, if he speaks in the name of other mighty ones instead of Yahweh, then they can know he is not Yahweh's prophet. And if he says that Yahweh wants him to tell the Yisra'elites something, but the thing that he told them doesn't happen, then the Yisra'elites will know that this one isn't really Yahweh's prophet, either.

(Remove everything from board.)

After Mosheh tells them all of this, he gives them lots of other instructions about the right way for the leaders to judge the people when a crime has been committed or if somebody is killed. **(Place dead people on board.)**

He also tells them not to be afraid when they have to go into battle, because Yahweh is on their side. But there are some men that Yahweh does not want to go into battle. This would be someone who has: 1) built a house but has not had the chance to live in it yet; 2) planted a vineyard but has not been able to use it yet, 3) became engaged to a woman but has not married her yet; or 4) is afraid of going to battle. **(Place house, grape vine, engaged couple, and scared person on board.)**


Whew! That sure is a lot of instructions! It's a good thing the Yisra'elites will have these leaders to help them keep it all straight. Well children, we have come to the end of our story for today. We will see you next week for another exciting Little Gems story!



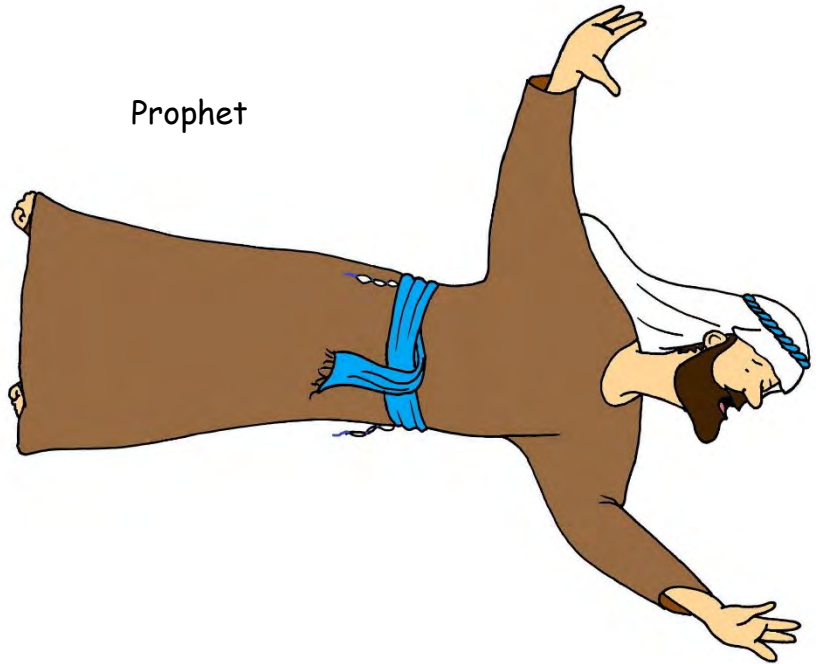
Parents



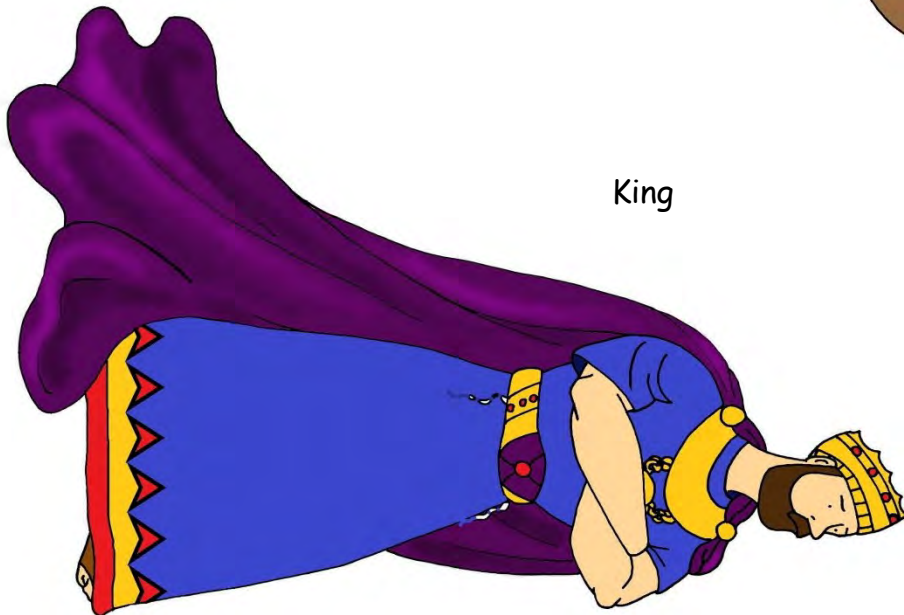
Judge



Prophet



King






Officers

Person leaving Yisra'el



Scared person



Horses

Teacher




King writing the Torah



Wives

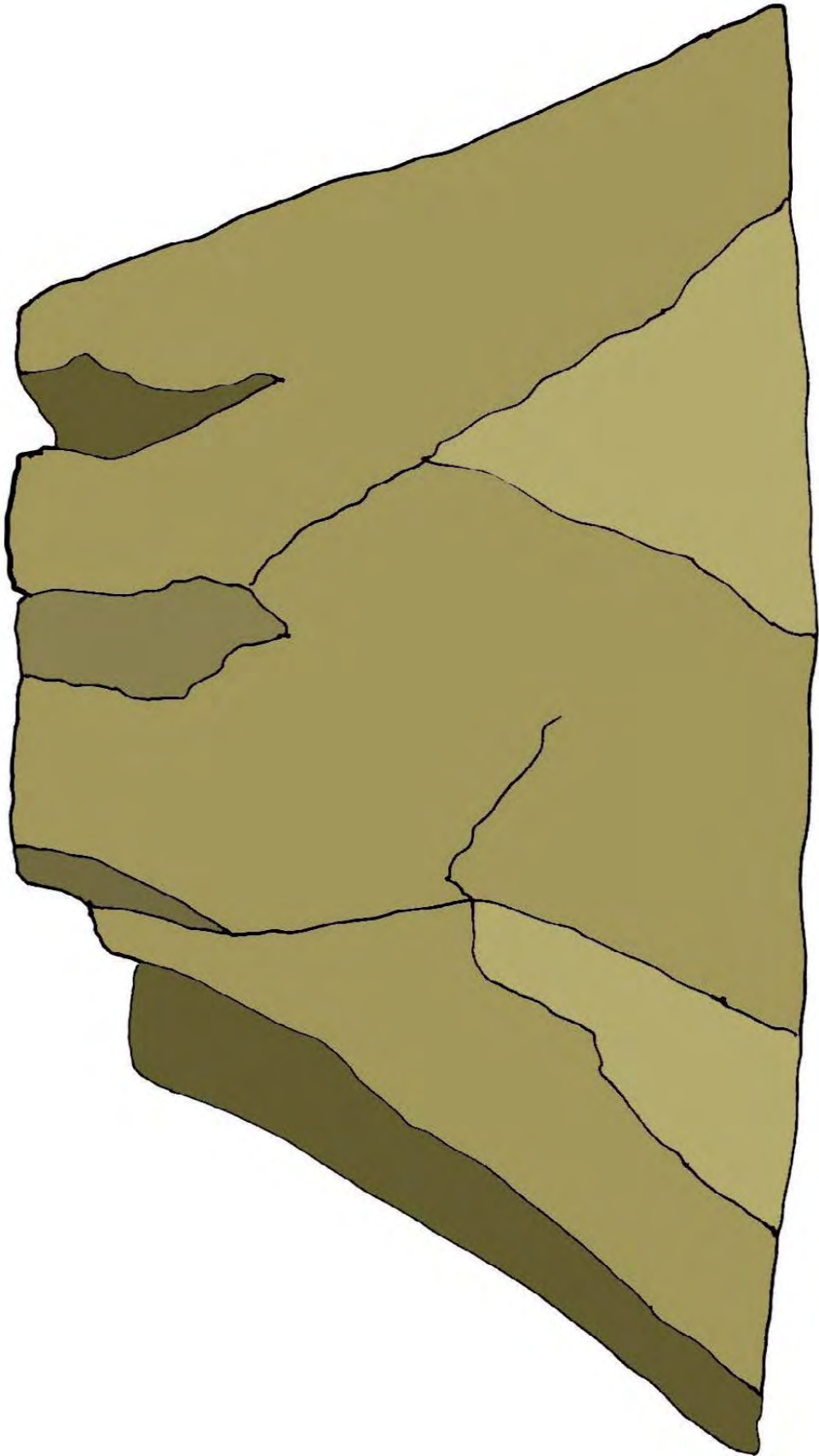


Grape vine

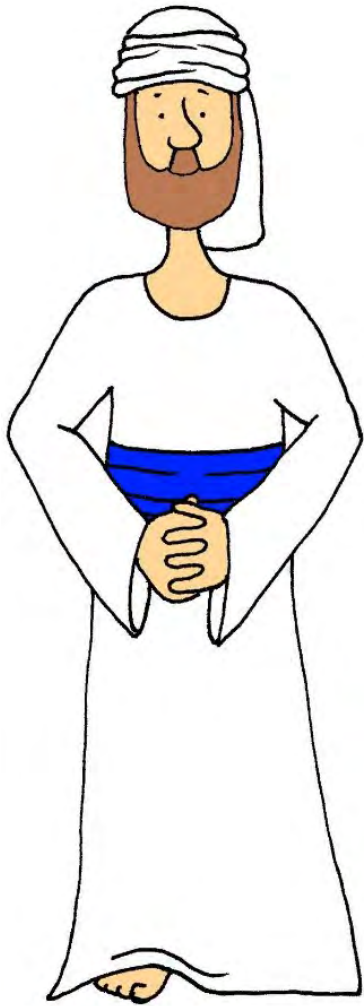


Engaged couple

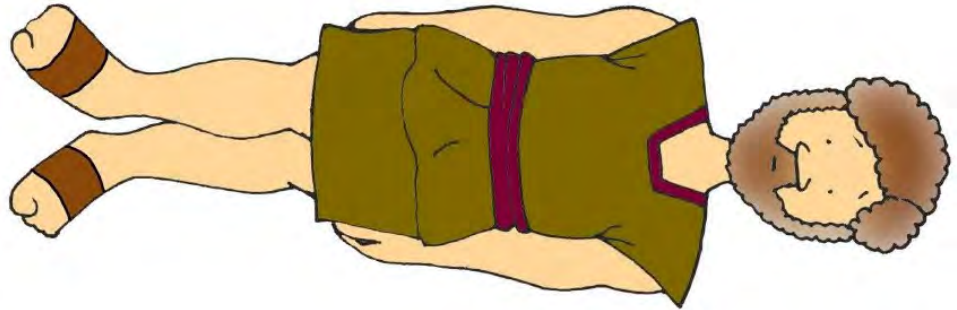

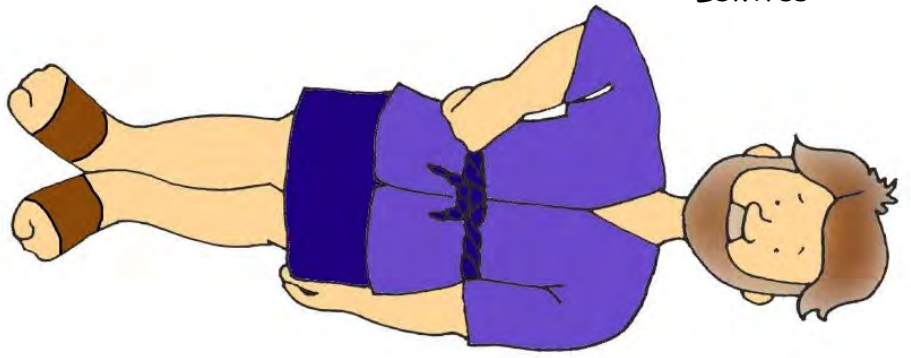




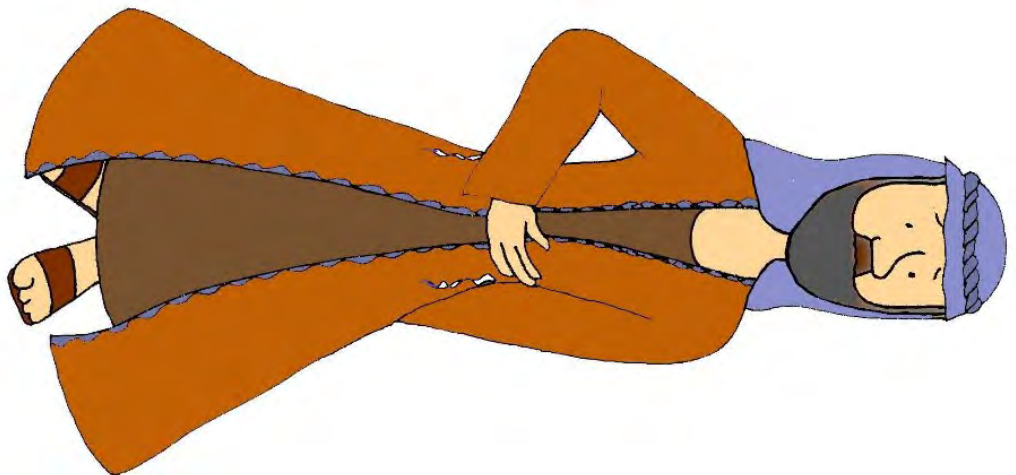
Priest (1)




Lewites



Older Mosheh




Leaders



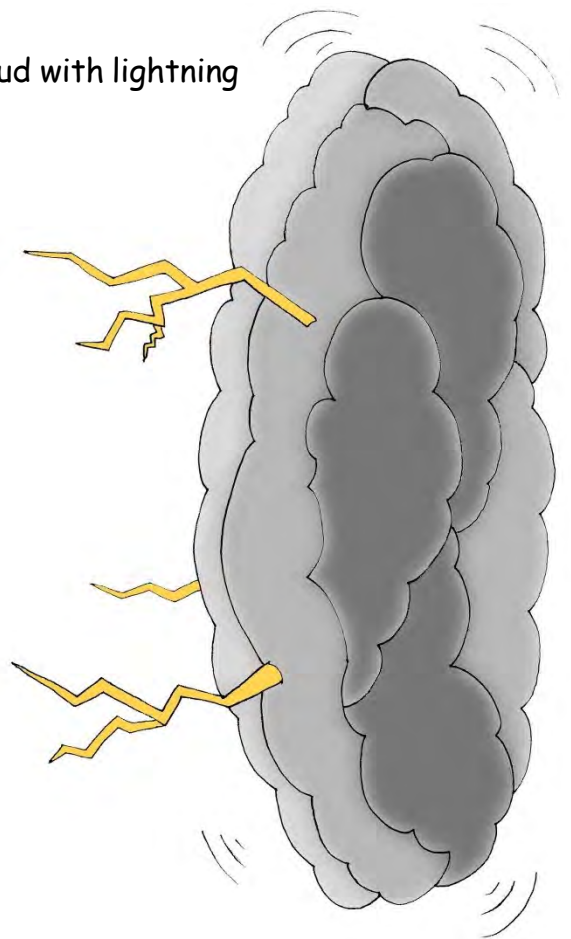
Police Officer




Fire with smoke



Cloud with lightning




Gold




Silver



Judge scene



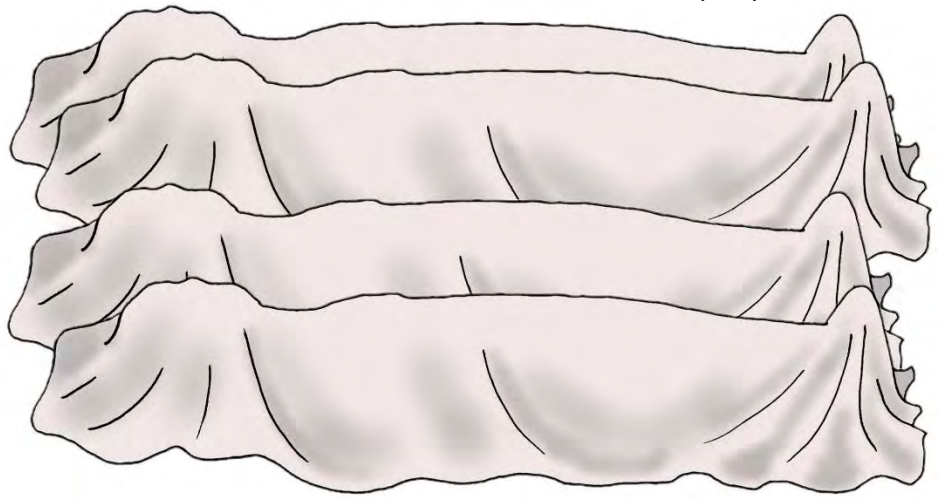


Land of Kena'an scene

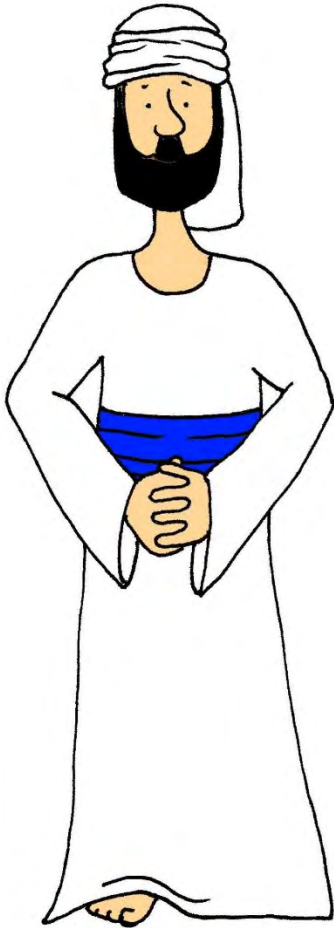
Yisra'elites



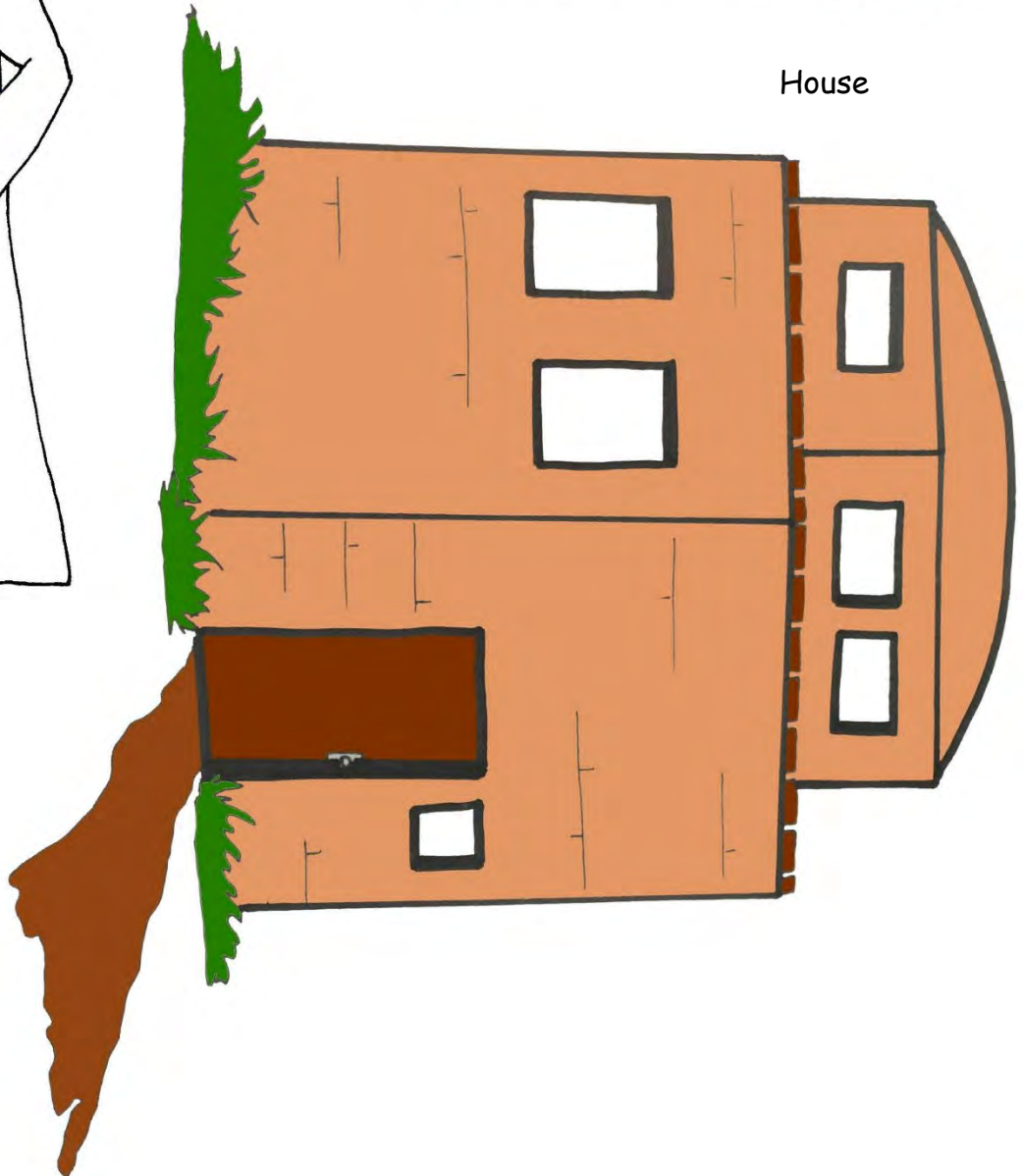
Dead people



Priest (2)



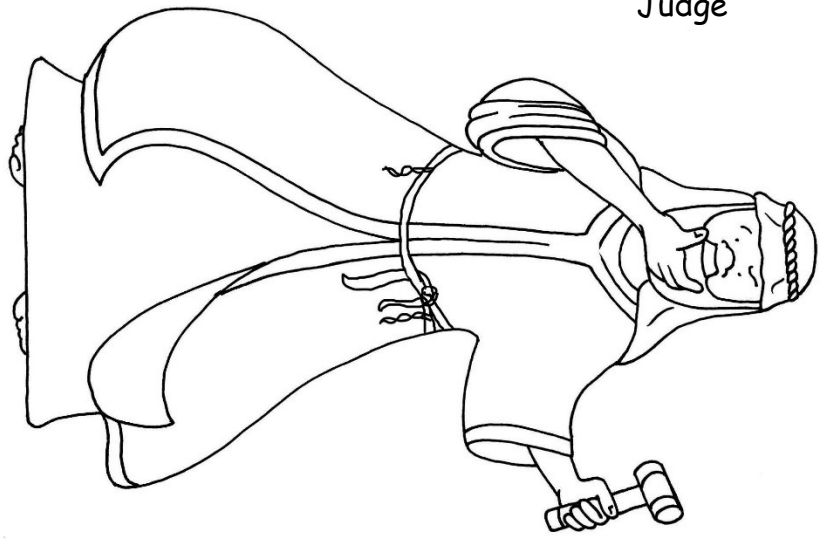
House



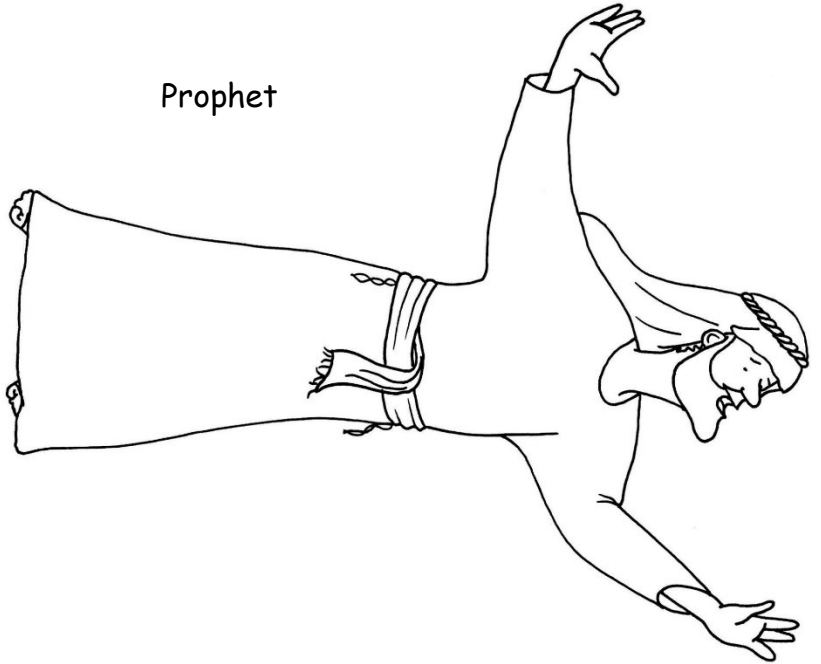
Parents



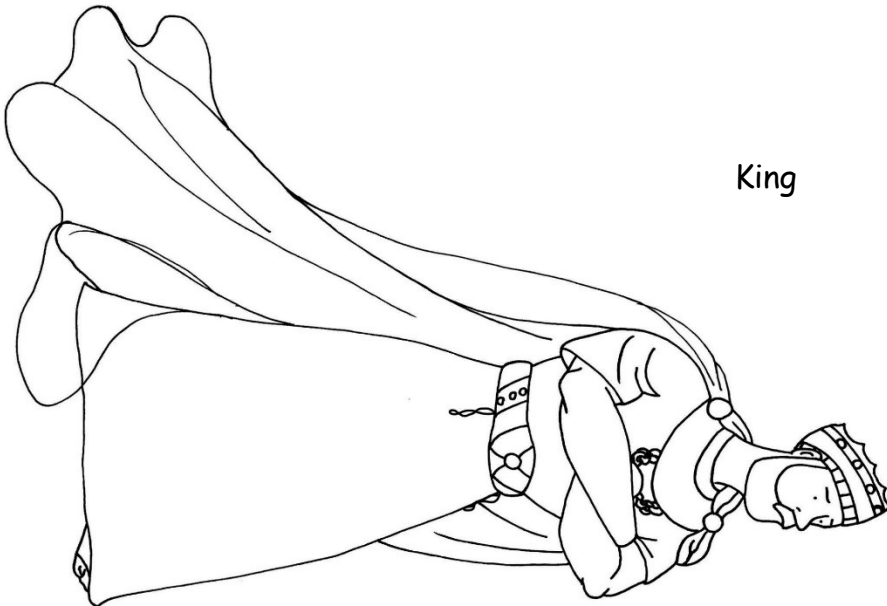
Judge





Prophet



King




Arguing Yisra'elites




Person leaving Yisra'el

Officers




Scared person



Horses

Teacher




King writing the Torah



Wives

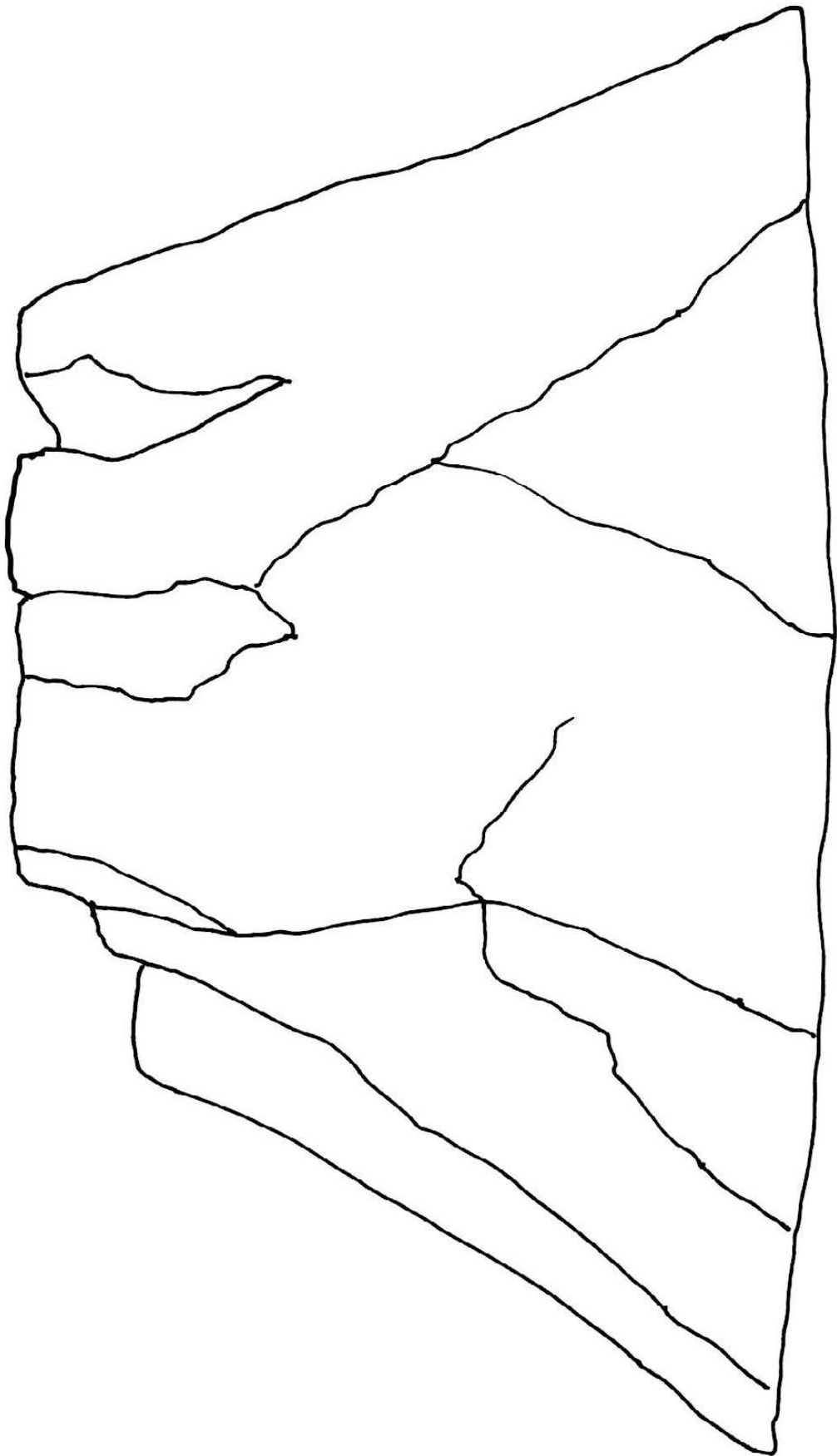


Grape vine

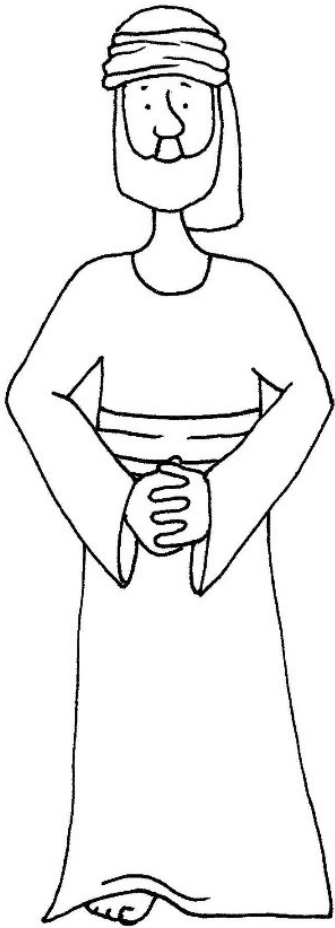


Engaged couple

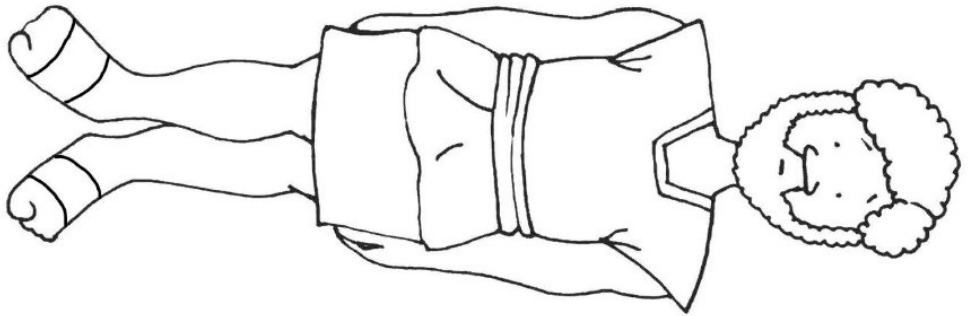
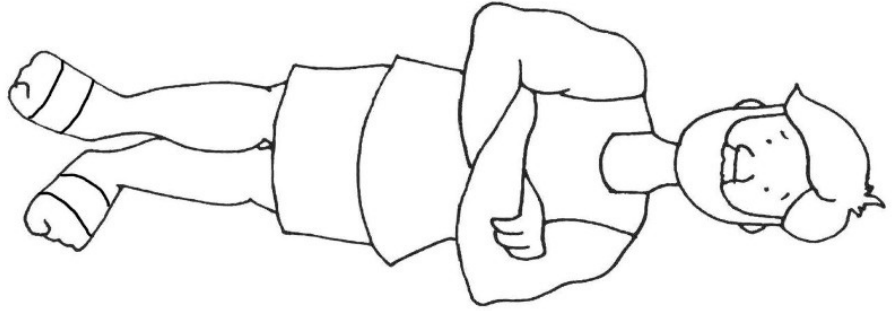
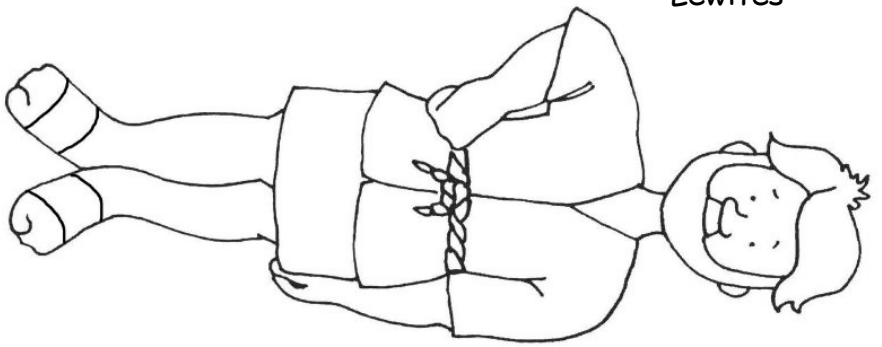




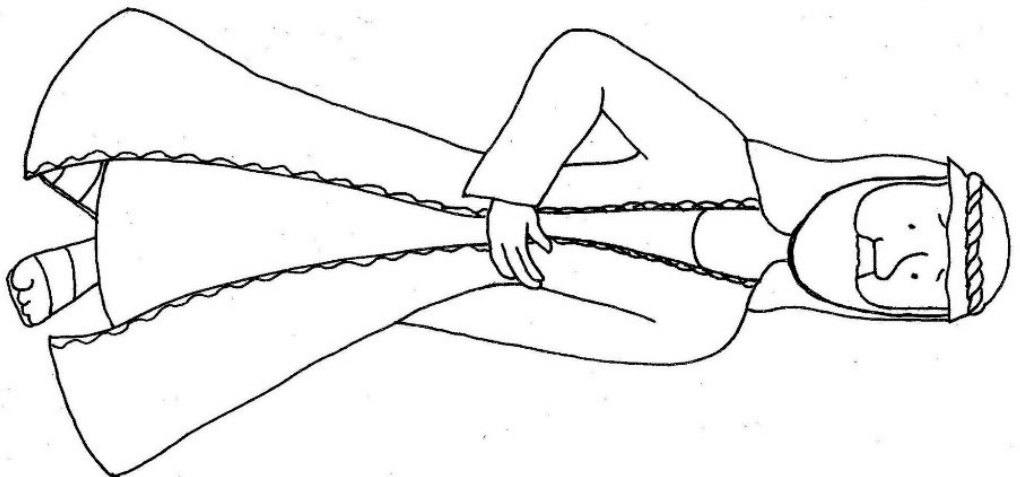
Priest (1)



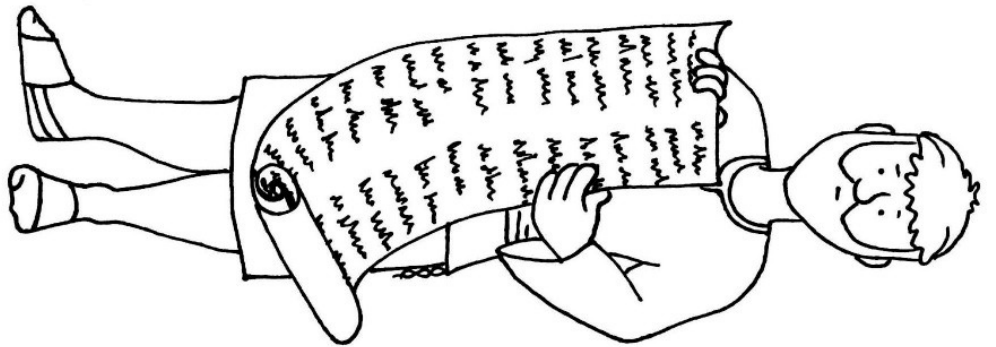
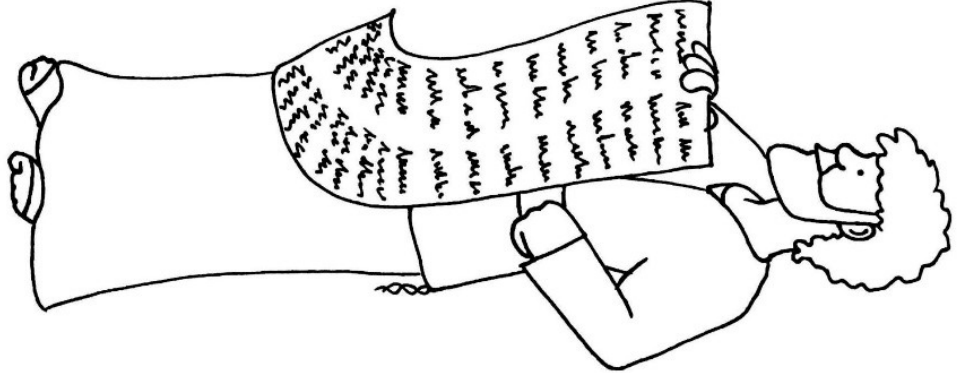


Lewites



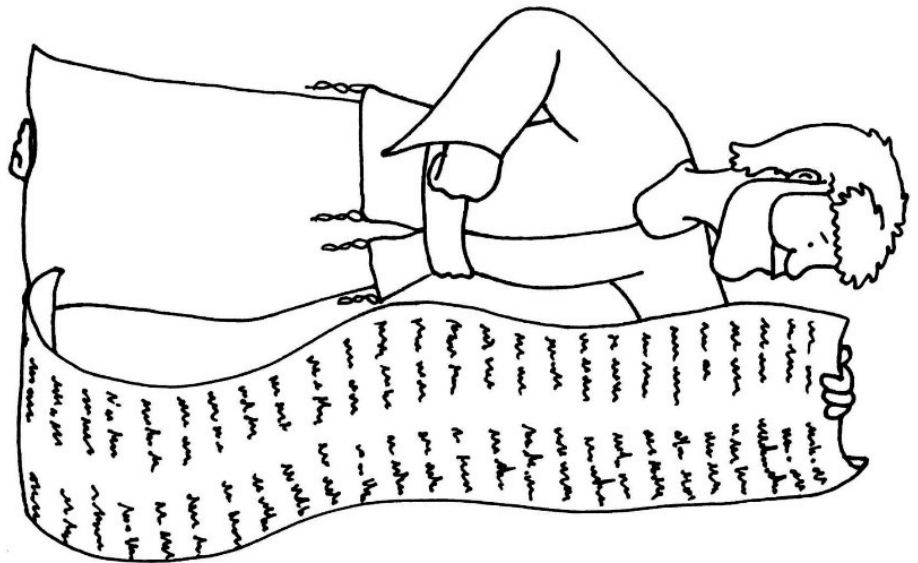
Older Mosheh




Leaders



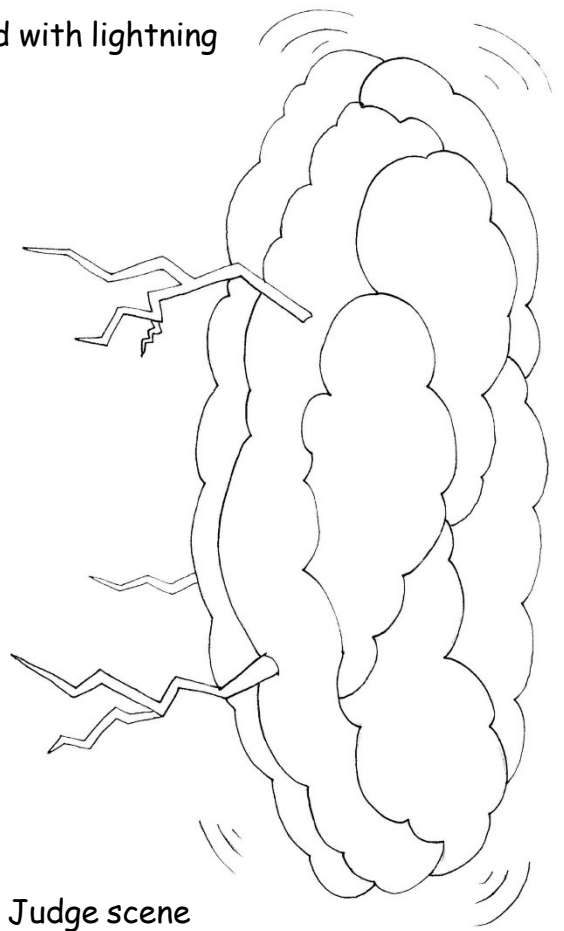
Police Officer



Fire with smoke

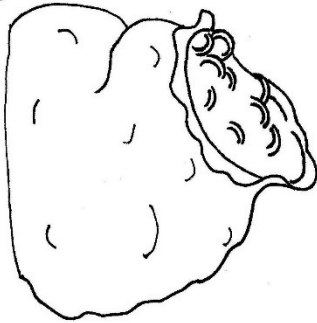


Cloud with lightning


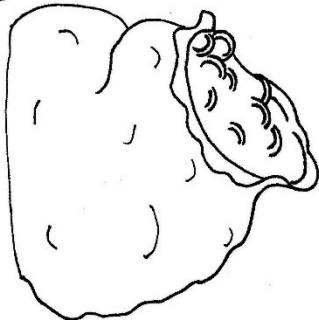


Judge scene

Gold



Silver





Land of Kena'an scene

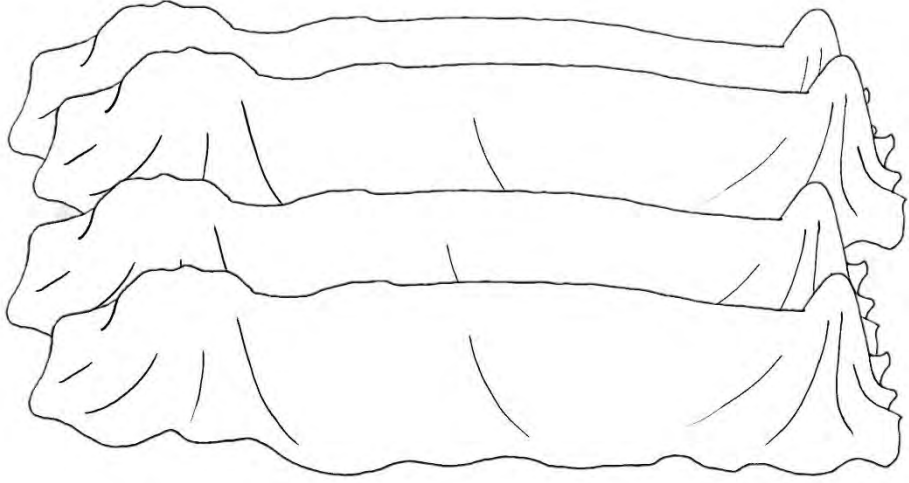


Yisra'elites

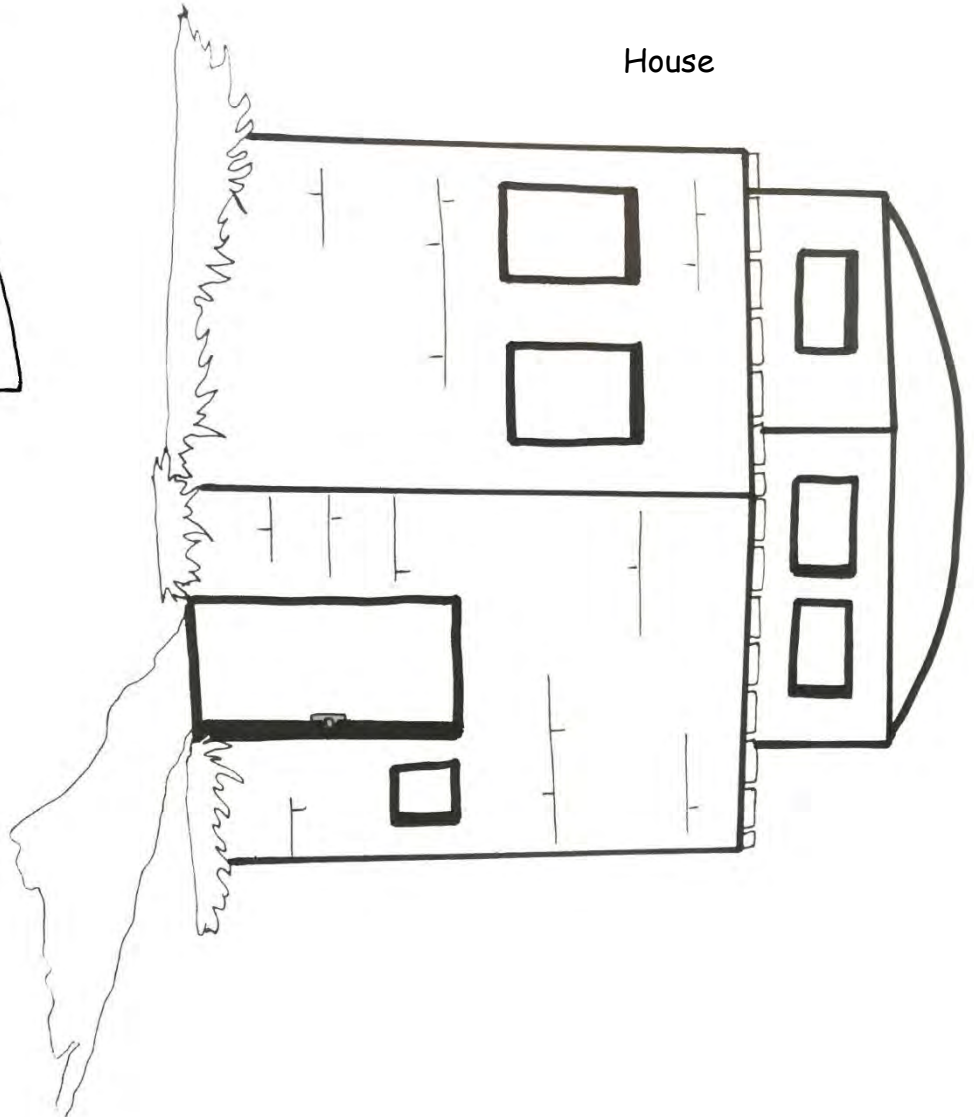
Priest (2)



Dead people



House

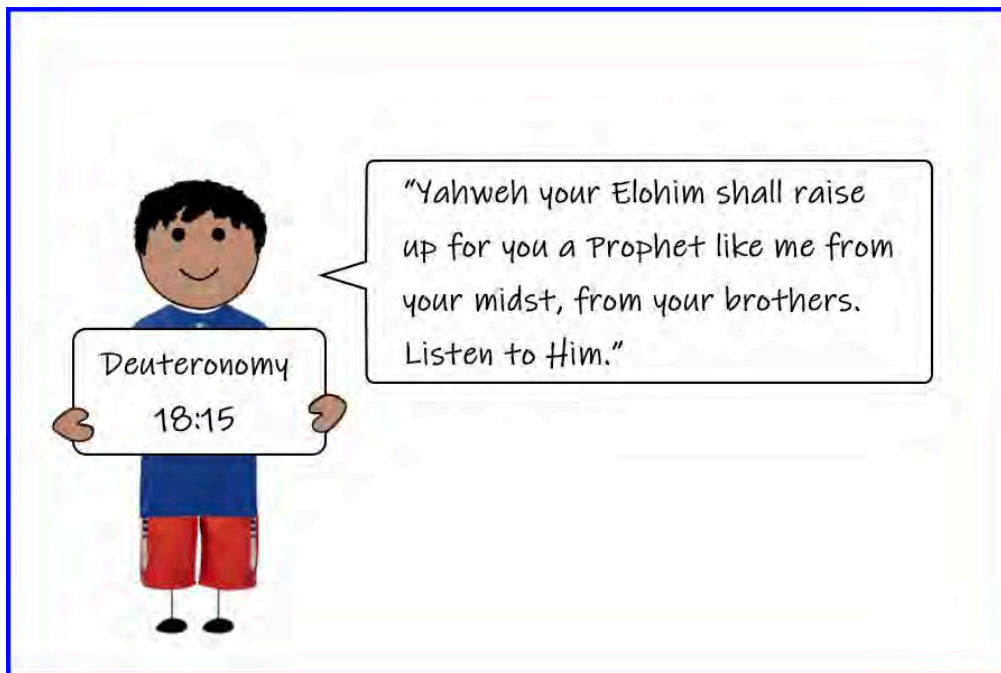


COUNTING WHAT YOU GAINED

This next section is intended to be reinforcement of the lessons learned during this parsha. Choose the activities that best fit your child.

STORING UP TREASURE IN MY HEART

The Katan A memory verse for this Torah portion is Deuteronomy 18:15. If they have not already done so, begin to help them to memorize the verse. Be creative and try acting it out or putting it to music.



STORING UP TREASURE IN MY HEART

Use this space to draw a picture of the verse(s) memorized.

Use this space to write out the verse(s) memorized.



SEEKING TREASURE

Circle the correct choices.


1. Which picture best represents the person who would be in a court room? (16:18)




2. Which picture best represents the person who the Yisra'elites were going to want to rule over them? (17:14)



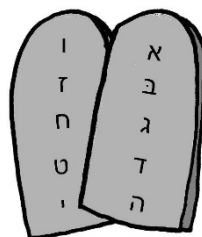

3. What animal was the king NOT supposed to increase for himself? (17:16)



4. What else was the king NOT supposed to increase? (17:17)



5. The king was instructed to write this. (17:18)



WORD SEARCH

Search for the hidden words from this week's parsha.

Leadership

R	E	C	I	F	F	O
U	G	F	A	Q	H	Q
P	R	I	E	S	T	S
O	E	P	E	T	H	I
J	U	D	G	E	S	Z
P	R	O	P	H	E	T
S	E	T	I	W	E	L

JUDGES

OFFICER

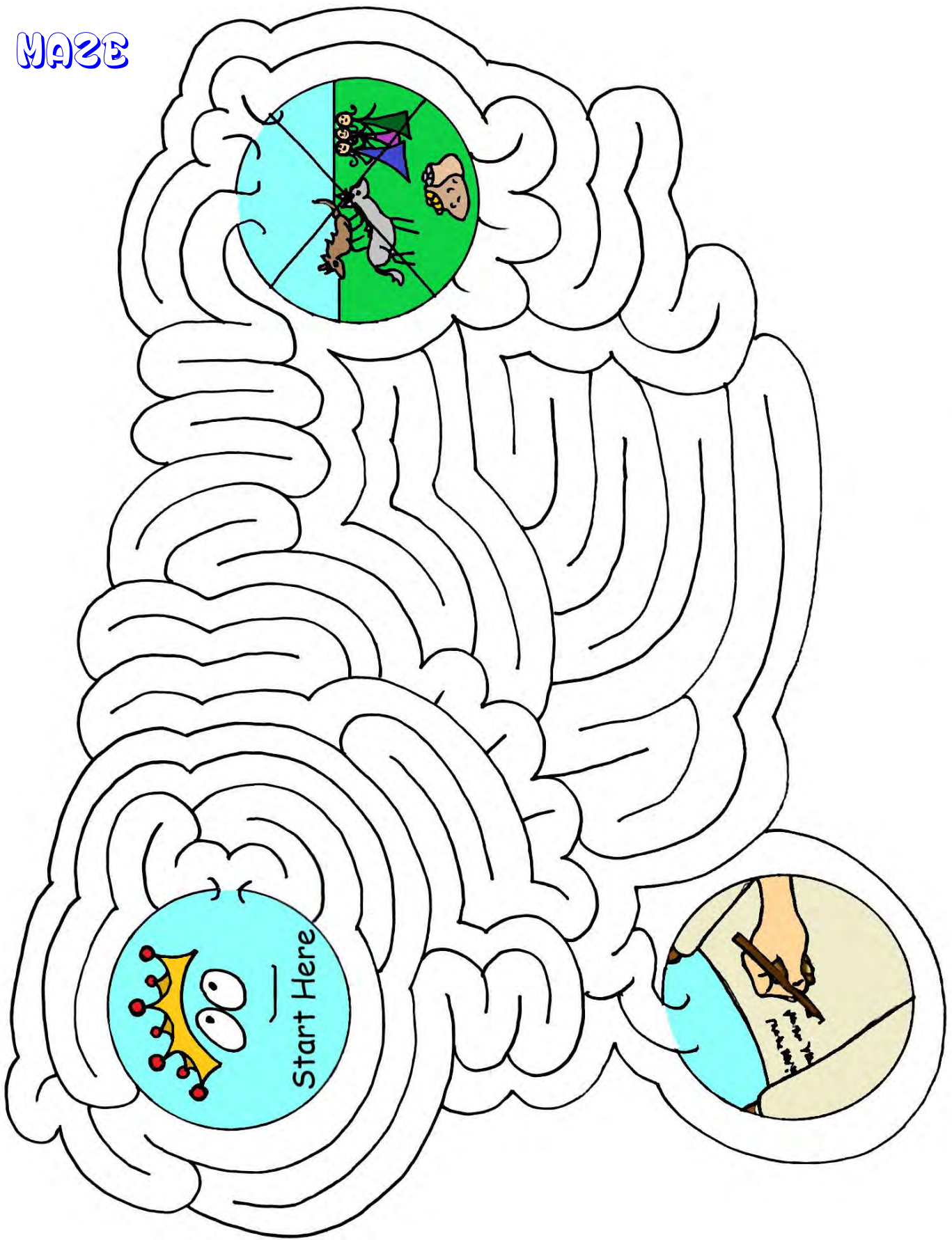
PRIESTS

LEWITES

PROPHET



MAZE



PRECIOUS POSSESSIONS

Craft Instructions Sovereign's Crown Deuteronomy 17:17

Materials:

- Ribbon - 1" to 2" wide
 - 2½ yards - 2 different colors OR
 - 5 yards - 1 color
- White glue or hot glue
- Chenille stems or pipe cleaners
- Optional: stick on gems, sequins or other light weight items to decorate the crown



Parent/Teacher Preparation:

Although the sovereign was a male, you may choose to use thinner ribbon and make a queen's crown for a girl. We used Organza shiny ribbon; you can use any type of ribbon available.

If using the same color ribbon for the whole crown, cut the ribbon in half so you have 2 - 2½ yard pieces.

Instructions for the craft:

- Take the end of 1 length of ribbon and make a loop the same width as the ribbon. We used 1½" wide ribbon so our loops were about 1¾" wide. Glue the end in place to secure the loop. (P1)
- Repeat for the other length of ribbon.
- Insert 1 loop through the second loop. (P2)
- Make a loop from the same ribbon you just inserted and put it through the loop. The new loop should be large enough to allow the next loop to go through; it can be larger as you will be pulling it tight. (P3)
- Make a loop with the other ribbon and push it through the new loop. (P4)
- Continue this pattern, switching ribbons through loops back and forth until you get the length desired. Ours was about 18" long.


P1



P2



P3



P4



PRECIOUS POSSESSIONS

Craft - page 2:

Instructions for the craft cont'd:

- Note that the weaving will cause the crown to stretch once finished, so don't make it the exact size for the child's head. If it is too big, simply pull some loops out.
- Once at the desired length, cut the ribbon if it is still on a spool. If it is at the exact length needed then just follow the steps for finishing.
- Glue 1 end to the inside of the last loop you made.
- Turn the other end to the back and then flip the crown. Put some glue on the back of the loop of the other ribbon and glue the end in place. Trim any excess ribbon.
- Take a chenille stem or pipe cleaner and push it through the loops inside the ribbon. (P5) The stem should not be seen on the outside. We used 2 chenille stems and twisted them together to make a long enough stem to go all the way through and have about an inch or 2 coming out of both ends of the crown. (P6)
- Insert the ends on opposite sides of the crown and glue in place. The chenille stem will allow the crown to bend and stay in a circle. (P7)
- Decorate the crown as desired. (P8)


P8



P4




P4




P4




P5



P6



P7



You now have a visual of a representation of what a king would wear on his head as leadership.

GOOD

SOVEREIGN



BAD

SOVEREIGN



SWEETNESS OF TORAH

SWEET SOUNDS OF TORAH

(SING PRAISES TO HIS NAME)

This is a fun, catchy traditional song that young Jewish children are taught in Hebrew school. It is usually sung with hand gestures and can be found on YouTube if you desire to learn them.

David Melek Yisra'el

Means, "David, King of Yisra'el Lives and Endures"

David Melek Yisra'el


Chai, Chai, Vekayam

David Melek Yisra'el

Chai, Chai, Vekayam

David Melek Yisra'el

Chai, Chai, Vekayam



(Repeat as much as you like and go faster and faster using hand motions)

Here is the link for this song:

https://www.podomatic.com/podcasts/steveberkson/episodes/2017-08-20T08_06_31-07_00

SWEETNESS OF TORAH

SWEET TASTE OF TORAH

This snack relates to this week's parsha. Please take these as suggestions and make necessary changes based on your individual dietary needs.

Pancake Crowns Deuteronomy 17:15



Ingredients:

- Pancakes (cut to resemble a king's crown)
- Various fruit (represents gems on crown)
- Whipped topping (represents fur trim)

Instructions:

Take a pancake and cut around it to make a crown shape. Add any fruit such as blueberries, strawberries, etc. to decorate the crown. Add whipped topping around edge to represent the fur trim.

NEXT WEEK'S TREASURE HUNT

Next week's Torah portion

Ki Teitzei
Deuteronomy 21:10 - 25:19

Suggested reading schedule

Monday:	Deut. 21:10-23	Right-rulings regarding female captives, inheritance rights of the first-born, and the sentence upon rebellious children
Tuesday:	Deut. 22	Various right-rulings on dress codes, birds' nests, protective roofing, mixtures of seed or fabric, and sexual sins
Wednesday:	Deut. 23	Various right-rulings on exclusions from the assembly, bodily uncleanness, escapes slaves, making loans and vows, and eating from a field
Thursday:	Deut. 24	Various right-rulings on divorce, taking pledges, paying servants, harvesting and more
Friday:	Deut. 25	Various right-rulings on handling disputes, Levirate marriage, just weights and measures, and more; The command to annihilate Amalek

Next week's memory verse

Katan A: Deuteronomy 22:12

