

Parsha Pearls

Sukkot

"Chag HaSukkot Edition"
(Feast of Tabernacles/Feast of Booths)

Katan Aleph



Special Feast Edition

INTRODUCTION


This Parsha Pearls Feast Edition is designed specifically for Chag HaSukkot - the Feast of Tabernacles, and Shemini Atzeret - the 8th Day Assembly. In Leviticus 23:1-2, Yahweh told Mosheh to speak to the children of Yisra'el about His appointed times (moadim), which they were to keep as set-apart gatherings (mikra kodesh). Three times each year, the children of Yisra'el were required to travel to Yerushalayim (Jerusalem) to observe one of the 3 pilgrimage feasts (shalosh regalim).

The 3 spring festivals are:

1. Passover (Pesach)
2. Festival of Unleavened Bread (Chag HaMatzot), which immediately follows Passover
3. Feast of Weeks (Chag HaShavuot)

The 4 autumn festivals are:

1. Day of Trumpets (Yom Teruah/Zichron Teruah/Rosh HaShanah)
2. Day of Atonement (Yom Kippur), Day of Atonements (Yom HaKippurim)
3. Feast of Tabernacles (Chag HaSukkot)
4. 8th day Assembly (Shemini Atzeret), which immediately follows Sukkot



Sukkot is the 6th appointed time (moad) of the year. According to Yahweh's calendar, it is observed for 7 days from the 15th to the 21st day of the 7th month of Tishrei. It is commonly referred to as the Feast of Tabernacles or Booths. *"Speak to the children of Yisra'el, saying, 'On the 15th day of this 7th month (new moon) is the Festival of Booths (Festival of Sukkot) for 7 days to Yahweh. On the 1st day is a set-apart gathering (mikra kodesh), you do no servile work. For 7 days you bring an offering made by fire to Yahweh'"* (Lev. 23:34-36).

Shemini Atzeret also known as The 8th Day Assembly or The Last Great Day, immediately follows the Feast of Tabernacles and is a concluding festival. It is the 7th appointed time (mo'ad) of the year. According to Yahweh's calendar, it falls on the 22nd day of the 7th month of Tishrei. *"On the 8th day there shall be a set-apart gathering (mikra kodesh) for you, and you shall bring an offering made by fire to Yahweh. It is a closing festival; you do no servile work"* (Lev. 23:36).

Leviticus 23:39 also tells us, *"On the 15th day of the 7th month (new moon), when you gather in the fruit of the land, celebrate the festival of Yahweh for 7 days. On the 1st day is a rest, and on the 8th day a rest."*

These festivals were commanded by Yahweh to be kept by the children of Yisra'el throughout their generations, and that is why we are observing them as well (Lev. 23).

Chag Sameach (Happy Feast) from MTOI and YMTOI



Table of Contents

Parsha Pearls is a comprehensive resource that allows for complete customization by the parent. We understand that if you were to strive to accomplish all aspects of each lesson in one day it would be unrealistic and also overload for the child. It is our intention that this be used 'a la carte' so that it suits your specific needs. Our site caters to printing only the pieces you choose.

This page will provide quick links to get to the portion of the document for which you are looking. When you hover over the title a finger will appear. Click on it and you will be taken directly to that page.

If you are new to Parsha Pearls, we have created an [Introduction](#) document outlining how to use our lessons, as well as a [Scriptural Inspiration](#) document, which explains our titles and the Scriptural inspiration for them. We pray that Parsha Pearls blesses your home and that your children will grow to love the Word and to never depart from keeping Torah. As always, feel free to email us at parshapearls@mtoi.org if you have any questions.

Special Feast Edition	2
➤ Introduction	2
Gem Seeking (The Main Lesson)	5
➤ Little Gems Story	5
➤ Little Gems Story Characters	8
Counting What You Gained (Worksheets)	20
➤ Storing Up Treasure in My Heart (Memory Verse)	20
➤ Seeking Treasure (Questions from the Parsha)	22
➤ Word Search	23
➤ Maze	24
Precious Possessions (Arts & Crafts)	25
➤ Craft	25
» 4 Species Felt Finger Puppet	25
» Sukkah Felt Finger Puppet	27
» 4 Species Paper Stick Puppet	29
» Sukkah Paper Stick Puppet	31
➤ Coloring Page	33
Sweetness of Torah	34
➤ Sweet Sounds of Torah (Song Corresponding to the Parsha)	34
➤ Sweet Taste of Torah (Snack Corresponding to the Parsha)	35



Gem Seeking

LITTLE GEMS STORY

Parent/Teacher Preparation:

Please see the [Instructions for the Little Gems Story](#) on the YMTOI website. This will help you to understand how to prepare for the story.

Here is the link for a reading of this story:

https://www.podomatic.com/podcasts/steveberkson/episodes/2022-10-01T05_57_13-07_00

Chag HaSukkot Edition

Shalom children! Do you know the name of the festival we are observing this week? **(Allow children to answer.)** Yes, we are celebrating the festival of Sukkot. Today we are going to learn about Sukkot; it's the final pilgrimage festival that Yahweh commanded the children of Yisra'el to observe. Yahweh told Mosheh to teach the children of Yisra'el about all His special days that He wanted them to celebrate. Remember, we already celebrated the first pilgrimage feasts. Back in the spring and summer months, we had Passover and Days of Unleavened Bread, and then Shavuot. **(place spring feast scene on board)**. We also just finished observing Yom Teruah and Yom Kippur **(place fall feast scene on board)**. Our last festival in the fall is Sukkot, and it has a special closing day festival on the 8th day called Shemini Atzeret. **(Place Sukkot and Shemini Atzeret scene on board.)** Can you say that with me? She-mi-ni At-ze-ret. Great job!

Yahweh told the children of Yisra'el to observe the festival of Sukkot for 7 days during the 7th month. **(Place #7 on board.)** Then they were to close the festival by gathering for the 8th day festival—Shemini Atzeret. People also call it The Last Great Day. The Hebrew month for both these feasts is called Tishrei. Can you say that with me children? Tish-ray. Great job!

One thing Yahweh wanted them to do was to build sukkahs and live in them for 7 days. In English, a sukkah is called a booth. You might be asking, "What is a booth?" I'm glad you asked that. Well a booth or a sukkah looks like a very tiny house. **(Place sukkah on board.)** The walls are sometimes made from wood and the sides may have curtains, just like the tabernacle in the wilderness that we learned about. **(Place Dwelling Place on board.)** However, its roof is very different from the roof on the tabernacle. People will place branches from different trees on top of the wood beams, so that when it gets dark you can look up through the branches and see the stars in the sky. **(Point to roof.)** The reason Yahweh wanted them to live in booths was to make them always remember how He took care of them while they were in the wilderness, and to trust that Yahweh will take care of us, too.

Let's talk more about the branches. Yahweh asked the Yisra'elites to celebrate Sukkot by bringing specific branches to the feast. He wanted branches from a willow tree, a myrtle tree and a palm tree. **(Place trees on board.)** The people were to take these branches **(place 3 branches on board)** and rejoice before Yahweh. However, with these branches you were also to bring a citron fruit **(place etrog on board)** and wave all 4 of



them before Yahweh. **(Place family rejoicing with 4 species on board.)** They are known as the 4 Species; in Hebrew we say, Arba'ah minim. Can you say it with me, children? Let's try. Ar-ba-ah Mi-nim. Great job, everyone! Yahweh told the children of Yisra'el that they were always to be happy and joyful during Sukkot—no tears or frowns were allowed. **(Point to family rejoicing with 4 species.)**

(Remove all characters from board.)

I can imagine the children of Yisra'el really enjoyed celebrating Sukkot and Shemini Atzeret. Yahweh was also happy because His children were obeying Him. **(Place happy emoji on board.)** But then there came a time when they stopped obeying Yahweh, and this made Him very sad. **(Place sad emoji on board.)**

Remember when we learned about the blessings and the curses? Well, because the children of Yisra'el chose to not obey, Yahweh had them go into captivity just like He said would happen if they didn't listen to Him. After many, many years, Yahweh allowed them to go back to Yerushalayim so that they could worship Him again. Nehemyah the prophet wrote about the first time they got to keep Sukkot after they returned from captivity. It says that Ezra the prophet stood in the open square and read the Torah every day to all the people. **(Place Ezra reading to people on board.)** You can imagine how deeply touched the people were to hear the Word being read to them again after all those years. Some of the people started crying, but Ezra told them to not be sad, but to rejoice, just as Yahweh had instructed Mosheh to tell the people back at Mount Sinai. Then all the people made booths. Some people put them on their roofs **(place sukkah on roof scene on board)** and decorated them with the same branches we talked about before. **(Place family decorating sukkah scene on board.)**

After 7 days Sukkot ended, and it was time to keep the 8th day festival, called Shemini Atzeret. Nowadays, our brother Yehudah will celebrate this with an extra day called Simchat Torah. On this day, the Torah scroll gets rolled back to the beginning and the parsha cycle is started all over again with Bereishit. **(Place Torah scroll on board.)** Then everyone dances and makes a joyful noise, because we get to learn from Yahweh's Torah all over again. **(Place happy children scene on board.)**

Okay, we know that Sukkot gives us 7 days of rejoicing. Why do you think we are commanded to be happy for the whole week? Well, that's because the 7 days stand for the future reign of Messiah Yeshua. Those of us who obey His commandments and love Him with all our hearts will be counted as His own people Yisra'el, and will rule the earth with Him for a thousand years.

We'll get to help Him to take away all the bad and dangerous things in the earth and make it peaceful. For a thousand years, there will be no more killing or wars. No more hunger or thirst. No more tears or accidents or sickness. **(Place crying emoji on board.)** No more bullies to scare us. **(Place scared emoji on board.)** No more people worshiping false gods and horrible idols, or making fun of us because we serve Yahweh. **(Place idol on board.)** All the nations on the earth will come to Yerushalayim to worship Yahweh, and all over the world everyone will fear and obey King Yeshua. **(Place Yerushalayim scene on board.)** Why, even wild animals will become completely tame. You don't believe me?

(Remove all characters from board.)



Okay, let's imagine you're walking in the woods and meet up with a huge grizzly bear. But you wouldn't have to run, because he'll just sniff your face, give you a furry bear hug and go on his way! He may even hang out with a cow. **(Place bear and cow scene on board.)** Maybe you see a wolf near a little lamb. **(Place wolf and lamb scene on board.)** Will he snatch and eat a poor little lamb? No way! That wolf will lick the lamb, then they'll lie down and take a nap together. A leopard will even hang out with a goat. **(Place leopard and goat scene on board.)** Scripture says that a child will play near a snake's hole and not get hurt. **(Place child near snake scene on board.)** A child will even lead a bunch of cool animals when he plays. **(Place child leading animals scene on board.)** Isn't that a happy thought? **(Place happy emoji on board.)**

Now, who remembers what feast comes right after Sukkot? That's right; it's the Last Great Day—the 8th Day. The 8th Day stands for the time when Yeshua is done ruling the world. We read that at the end of the thousand years, the devil will be allowed to test everyone on the earth, to see who really loves Yahweh and who doesn't. Everyone who ever lived will then stand before Him, so He can decide who can live forever in the Eternal Kingdom of the Father. Anyone who would rather sin than obey Him is not going to get in. But if we follow His Torah and love to serve Him, we'll be alive with Him, forever and ever!

After the 8th Day, there will be a completely new world—more amazing than we can ever imagine. Every single thing on earth will be beautiful, loving, good, and obedient to Father Yahweh. We can read about that in the very last chapter of the Bible. This is the greatest moment in all of history, when our Father in heaven will move His throne from heaven to earth, and live with us here. We'll all be together—brothers and sisters, doing all kinds of exciting things to serve Father Yahweh and His Son Yeshua—for all time.

Has your dad or mom ever promised that if you picked up your room and got it all sparkling clean, they'd take you out for ice cream? **(Place 3 ice cream flavors on board.)** Well, on the Last Great Day, Yahweh wants us to think about what a great reward is waiting for us—way better than ice cream. The more we get to know Him, the more eager we will be to pick the junk out of our messy hearts and get our lives all sparkling clean for Him. Who would like to live with Him on the renewed earth? **(Place New Yerushalayim scene on board.)** I sure would!


Before we say good-bye, let's take a moment to wish each other a happy Sukkot in Hebrew. Moadim L' Simcha! Can you say it with me children? Moh-ah-deem Le-sim-chal! Happy Feast! Great job everyone!

Well children, we have come to the end of our story for today. We will see you next time for another exciting Little Gems story!





Trees



Idol



3 Branches



Etrog

Family decorating sukkah scene




Family rejoicing with 4 species



Ezra reading to people



Sukkah



Torah scroll



Scared emoji



Happy emoji

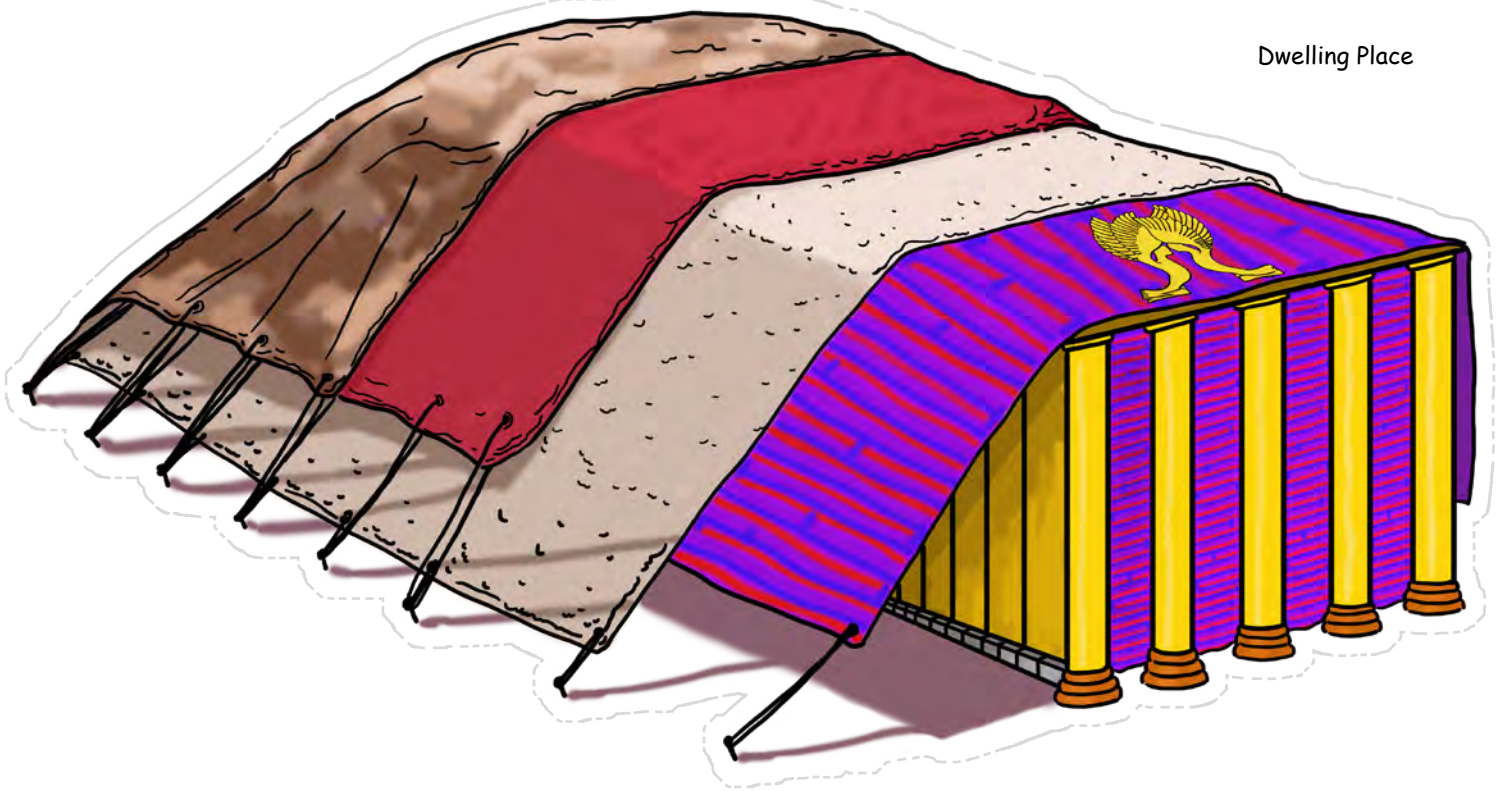


Crying emoji




Sad emoji

Dwelling Place



3 Ice cream flavors





Sukkah on roof scene

Wolf and lamb scene



Leopard and goat scene



Child leading animals scene



Child near snake scene

Bear and cow scene





Yerushalayim scene



Happy children scene




Spring feast scene



Fall feast scene



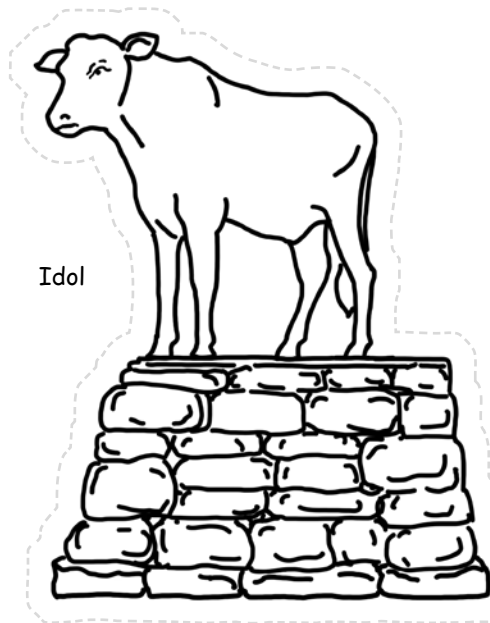
Sukkot & Shemini Atzeret scene



New Yerushalayim scene



Trees



Idol



3 Branches



Etrog


Family decorating sukkah scene




Family rejoicing with 4 species



Ezra reading to people



Sukkah



Torah scroll



Scared emoji



Happy emoji



Crying emoji

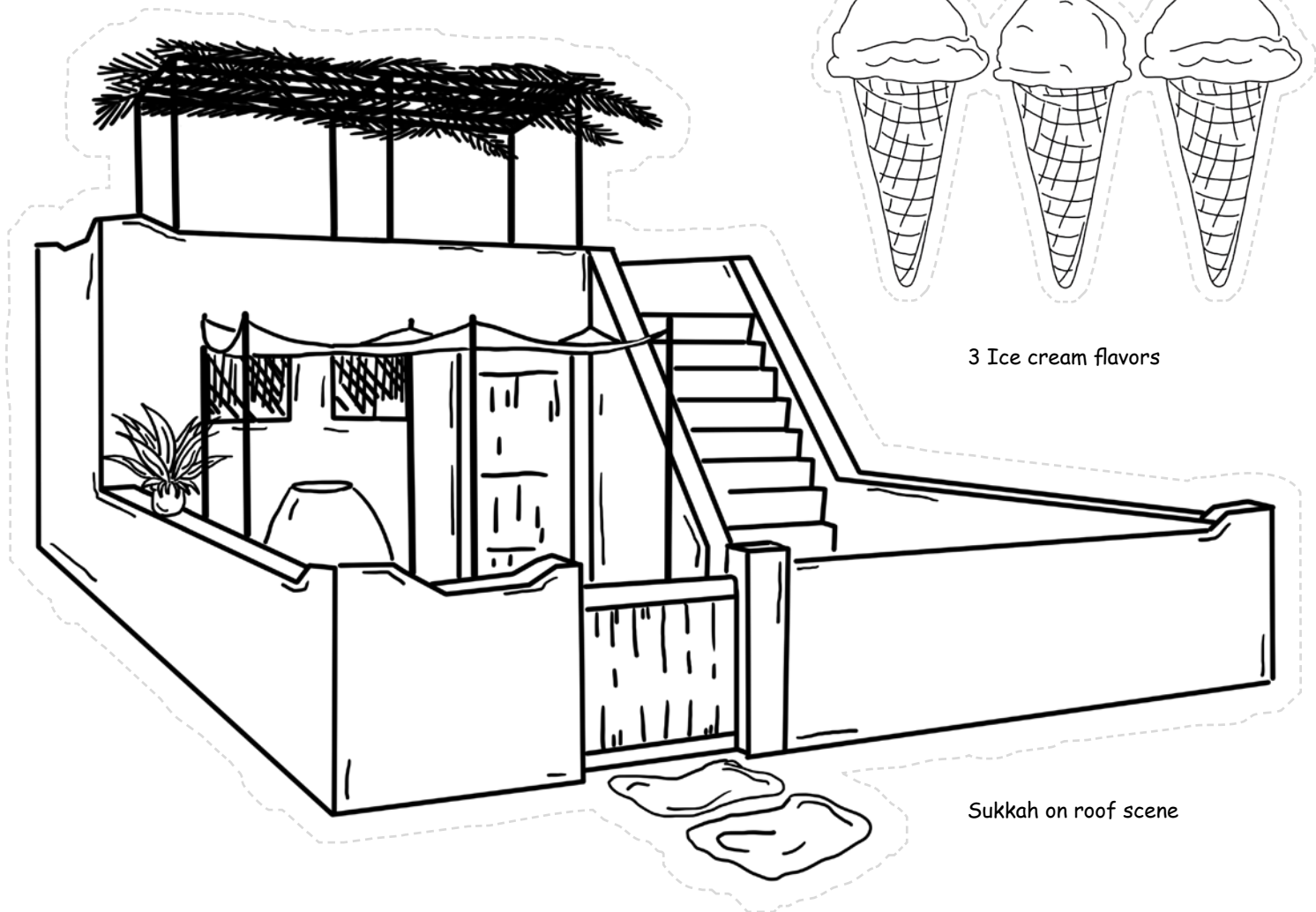


Sad emoji

Dwelling Place




3 Ice cream flavors



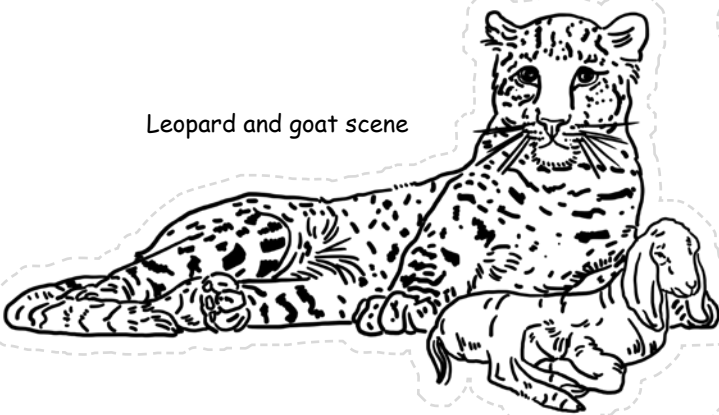
Sukkah on roof scene



Wolf and lamb scene



Leopard and goat scene




Child leading animals scene



Child near snake scene

Bear and cow scene





Yerushalayim scene



Happy children scene




Spring feast scene



Fall feast scene



Sukkot & Shemini Atzeret scene



New Yerushalayim scene

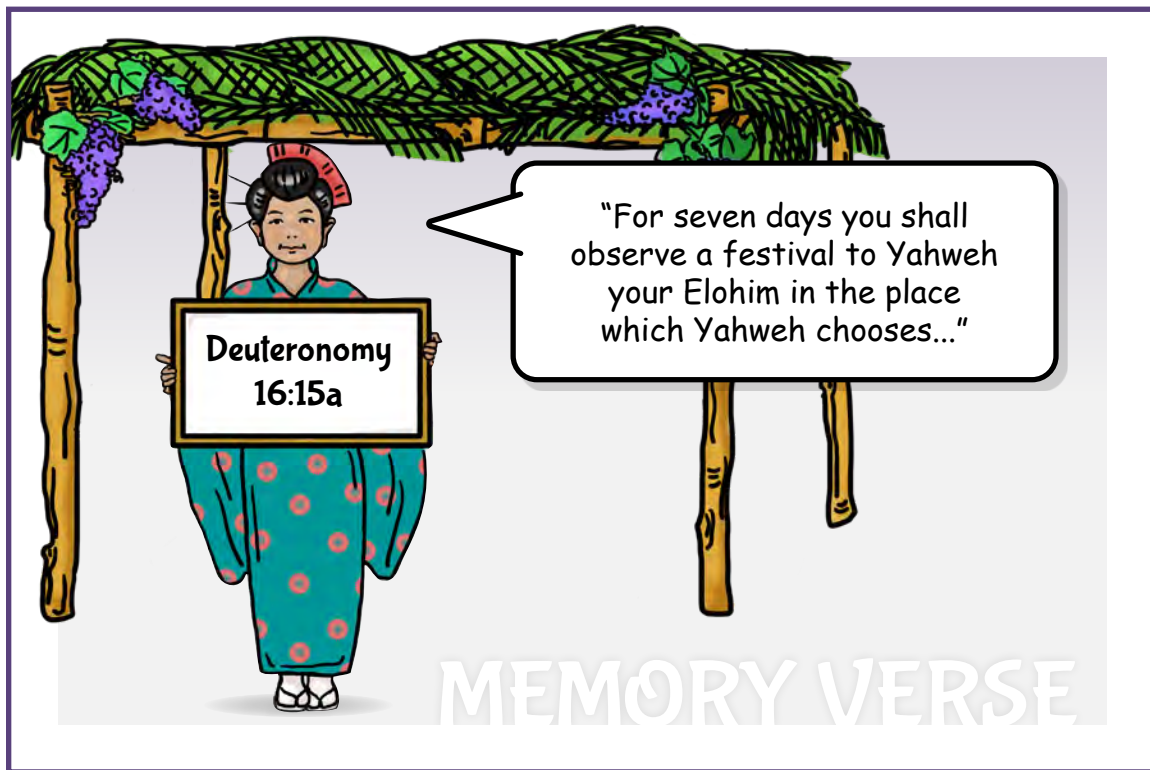


Counting What You Gained

STORING UP TREASURE IN MY HEART

This next section is intended to be reinforcement of the lessons learned during this lesson. Choose the activities that best fit your child.

The Katan Aleph memory verse is Deut. 16:15a. If they have not already done so, begin to help them to memorize the verse. Be creative and try acting it out, or putting it to music.



Here is the link for this song:

https://www.podomatic.com/podcasts/steveberkson/episodes/2021-09-17T04_36_56-07_00

Use this space to draw a picture of the verse memorized.



Use this space to write out the verse memorized.

Multiple horizontal lines for writing out the verse memorized.



SEEKING TREASURE

Circle the correct choices.

1. How many days does Sukkot last? (Lev. 23:34)



2. On what day is the closing festival celebrated? (Lev. 23:36)



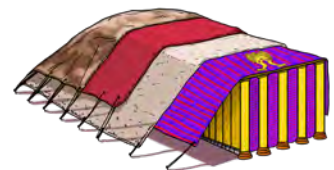
3. Which citron fruit do we use for the 4 Species? (Lev. 23:40)



4. How many branches are in the Lulav? (Lev. 23:40)



5. What were the people told to live in for 7 days? (Lev. 23:42)



WORD SEARCH

Circle the correct choices.



SUKKOT

BRANCHES

BOOTHS


SEVEN DAYS

ETROG

LULAV



MAZE



Precious Possessions

CRAFT

Materials:

- Copy paper
- Felt - dark brown, light brown, dark green, light green, yellow
- Hot glue
- Double-sided tape
- Scissors
- Craft Template: 4 Species (BW)

Parent/Teacher Preparation:

- Print Craft Template on copy paper.
- Depending on the skill of the child, you may need to assist them in cutting out the Template pieces.
- A video tutorial of this craft can be viewed at: https://www.youtube.com/watch?v=Qo1E-z_jl44

4 Species Felt Finger Puppet



Instructions for the Craft:

- Cut out all Template pieces. (P1)
- Place template pieces on felt pieces, using double-sided tape to hold them in place if desired. Be sure to match each template piece to the color of felt designated on the template. (P2)
- Cut the felt pieces by cutting around the templates you have just placed on the felt. (P2)
- Apply hot glue to the edges of the 2 background pieces and put them together, making sure to leave an opening at the bottom. (P3)
- Glue the date palm, date palm spine, willow, willow leaves, myrtle, myrtle leaves, and etrog onto the background, referring to the 4 Species puppet image on the template for placement. (P4)
- Set 4 Species felt finger puppet aside to allow the glue to dry.



P1



P2




P3



P4

You now have a visual of the instruction to take the fruit of good trees and branches of palm trees, leafy trees and willows of the stream for rejoicing before Yahweh your Elohim for 7 days.



Background
dark brown
Cut 2



Willow
light green
Cut 1



4 Species
Template for Felt
Puppet



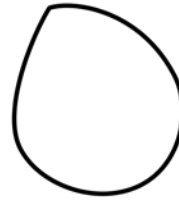
Willow Leaf
light green
Cut 5



Myrtle Leaf
dark green
Cut 5



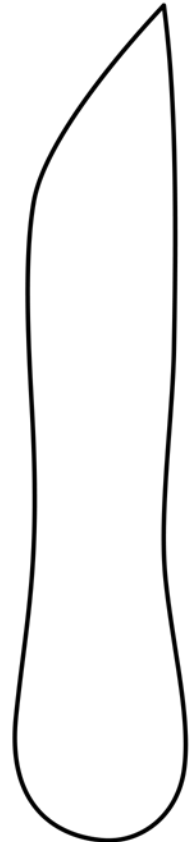
Myrtle
dark green
Cut 1



Etrog
yellow
Cut 1



Date Palm Spine
dark brown
Cut 1



Date Palm
light brown
Cut 1

CRAFT

Sukkah Felt Finger Puppet

Materials:

- Copy paper
- Felt - dark brown, light brown, light green, white, red, orange
- String - 4-5" long (any color)
- Double-sided tape
- Hot glue
- Scissors
- Craft Template: Sukkah (BW)

Parent/Teacher Preparation:

- Print Craft Template on copy paper.
- Depending on the skill of the child, you may need to assist them in cutting out the Template pieces.
- A video tutorial of this craft can be viewed at:
<https://www.youtube.com/watch?v=7MJRpYSF7jA&t=24s>



Instructions for the Craft:

- Cut out all Template pieces. (P1)
- Place template pieces on felt pieces, using double-sided tape to hold them in place if desired. Be sure to match each template piece to the color of felt designated on the template. (P2)
- Cut the felt pieces by cutting around the templates you have just placed on the felt. (P2)
- Apply glue to the edges of the sukkah front and back pieces and put them together, making sure to leave an opening at the bottom. (P3)
- Glue the sukkah walls, palm branches, string, flags, pomegranates, table legs, and table cloth onto the sukkah, referring to the sukkah puppet image on the template for placement. (P4)
- Set sukkah felt finger puppet aside to allow the glue to dry.



P1



P2




P3




P4

You now have a visual representation of a sukkah that the children of Yisra'el dwelt in during Sukkot.




Sukkah Back
dark brown
Cut 2



Sukkah Walls
dark brown
Cut 2




Flag
orange
Cut 5



Pomegranates
red
Cut 1



Table Legs
light brown
Cut 2



Sukkah
Template for Felt
Puppet



Palm Branch
light green
Cut 4



Tablecloth
white
Cut 1

CRAFT

Materials:

- Copy paper
- Craft stick - jumbo
- Glue stick
- Scissors
- Craft Template: 4 Species (color)

Parent/Teacher Preparation:

- Print Craft Template on copy paper.
- Depending on the skill of the child, you may need to assist them in cutting out the Template pieces.

4 Species Paper Stick Puppet



Instructions for the Craft:

- Cut out all Template pieces. (P1)
- Apply glue to the edges of the 2 background pieces and put them together, making sure to leave an opening at the bottom. (P2)
- Glue the palm, willow, myrtle, and etrog onto the background, referring to the 4 Species puppet image on the template for placement. (P3)
- Apply glue to both sides of the top 1/3 of a jumbo craft stick and insert into the opening at the bottom of the 4 Species puppet. (P4)
- Press the puppet against the craft stick on both sides to adhere. (P5)
- Set 4 Species paper stick puppet aside to allow the glue to dry.



P1



P2



P3



P4




P5


You now have a visual of the instruction to take the fruit of good trees and branches of palm trees, leafy trees and willows of the stream for rejoicing before Yahweh your Elohim for 7 days.




4 Species
Template for Stick
Puppet




Background Front



Willow




Etrog



Background Back



Myrtle



Date Palm

CRAFT

Materials:

- Copy paper
- Craft stick - jumbo
- Glue stick
- Scissors
- Craft Template: Sukkah (color)

Parent/Teacher Preparation:

- Print Craft Template on copy paper.
- Depending on the skill of the child, you may need to assist them in cutting out the Template pieces.

Sukkah Paper Stick Puppet



Instructions for the Craft:

- Cut out all Template pieces. (P1)
- Apply glue to the edges of the sukkah front and back pieces and put them together, making sure to leave an opening at the bottom. (P2)
- Glue the sukkah walls, palm branches, flags, pomegranates, table legs, and table cloth onto the sukkah, referring to the sukkah puppet image on the template for placement. (P3)
- Apply glue to both sides of the top 1/3 of a jumbo craft stick and insert into the opening at the bottom of the sukkah puppet. (P4)
- Press the puppet against the craft stick on both sides to adhere. (P5)
- Set sukkah paper stick puppet aside to allow the glue to dry.



P1




P2



P3



P4



P5

You now have a visual representation of a sukkah that the children of Yisra'el dwelt in during Sukkot.




Sukkah Front



Sukkah Walls



Sukkah
Template for Stick
Puppet



Pomegranates



Sukkah Back




Flags




Tablecloth



Table Legs



Palm Branches





Sweetness of Torah

SWEET SOUNDS OF TORAH

(Sing Praises to His Name)

Here is the link for this song:

https://www.podomatic.com/podcasts/steveberkson/episodes/2020-09-21T15_40_09-07_00

Lulav Shake

Sukkot is a harvest holiday
The celebration lasts for seven days
We build our sukkah, then we decorate
A special booth in which we congregate

Chorus:

Do the lulav shake (shake, shake, shake) (3x)
Do the lulav shake

The symbols of Sukkot are quite unique
They show Yah's presence the entire week
The etrog's smell, it gets into the air
We wave the lulav everywhere

Chorus

Hadas and aravah on either side
Surround the lulav that we shake with pride
To north, the south, the west and to the east
We celebrate and then we feast

Chorus



SWEET TASTE OF TORAH

This snack relates to this week's lesson. Please take these as suggestions and make necessary changes based on your individual dietary needs.

Edible Sukkah

Lev. 23:42



Ingredients:

- *Graham crackers* (for sukkah walls)
- Pretzel rods (for roof branches-approx. 3-4)
- Marshmallow fluff (used as adhesive)
- Candies of choice (for sukkah decorations)
- Coconut flakes (for roof)
- Green food coloring (for coconut flakes)
- Optional: Green frosting to create grass

Instructions:

1. Assemble your walls using *Graham crackers* and marshmallow fluff as adhesive.
2. Spread marshmallow fluff onto one side of your pretzel rod and sprinkle your green coconut flakes over the fluff to adhere leaves to your branches. Do this for all your pretzel rods.
3. Lay pretzel rods gently over your sukkah walls.
4. Using candies of choice, place them over your roof. You may use marshmallow fluff to adhere the candies to the roof.
5. You can also make a table and chairs as well for the inside of your sukkah using *Graham crackers* or square pretzels to invite ushpizin (guests) over.
6. Lay a yellow candy on your table to represent the etrog and a pretzel stick to represent the lulav.
7. We used green frosting to represent grass but also as extra reinforcement for the walls and table. Our sukkah wasn't large enough to make chairs but you can make your back wall longer by using more *Graham crackers*.