

PARSHA PEARLS.



"You are standing" and "And he went"

Nitzavim/Vayelech

Deuteronomy 29:9 - 30:20

Deuteronomy 31:1 - 31:30

In this edition:

Deuteronomy 29:9-29; 30:1-20 (Choose Life)

Katan A



TABLE OF CONTENTS

Parsha Pearls is a comprehensive resource that allows for complete customization by the parent. We understand that if you were to strive to accomplish all aspects of each lesson in one day it would be unrealistic and also overload for the child. It is our intention that this be used 'a la carte' so that it suits your specific needs. Our site caters to printing only the pieces you choose.

This page will provide quick links to get to the portion of the document for which you are looking. When you hover over the title a finger will appear. Click on it and you will be taken directly to that page.

We also have an Introduction document on our website that explains each section in detail. (<https://ymtoi.org/wp-content/uploads/2020/03/Introduction-3-28-20.pdf>)

As always, feel free to email us at parshapearls@mtoi.org.

Title	Page #
• Parsha Points (the main lesson)	
➤ Little Gems (story for younger children)	3
➤ Little Gems Story Characters	5
• Counting What You Gained (worksheets)	
➤ Storing Up Treasure In My Heart (memory verse)	17
➤ Seeking Treasure (questions from the parsha)	19
➤ Word Search	20
➤ Maze	21
• Precious Possessions (arts and crafts)	
➤ Craft Instructions	22
➤ Coloring Page	24
• Sweetness of Torah	
➤ Sweet Sounds of Torah (song corresponding to the parsha)	25
➤ Sweet Taste of Torah (snack corresponding to the parsha)	26
• Next Week's Treasure Hunt (looking ahead to next week's parsha)	28



PARSHA POINTS

LITTLE GEMS

Parent/Teacher Preparation:

Please see the instructions for the Little Gems story on the YMTOI website. We recommend that you print out the characters and familiarize yourself with each story so that you can implement the visual representations of your choice (felt, laminated or stand-ups) at the appropriate time.

Choose Life

Shalom children! Welcome back to another Little Gems story! Last week, we talked about the first-fruits and the 3rd year tithe that the Yisra'elites are to bring before the priest and before Yahweh. **(Place first-fruits on board.)** In this week's story, Mosheh is still talking to the people about everything that Yahweh is commanding them. **(Place Mosheh on board.)** He is getting really close to the end of his speech now, and soon the people will get to cross over into the land of Kena'an to start a new chapter of their lives. Mosheh is getting near the end of his life and will not be going with them, so Yehoshua will become their leader when it is time for them to go into the land. **(Place Yehoshua on board.)** But right now, they are listening to Mosheh while they are still camped in the land of Mo'ab.

Okay, so let's see what else Yahweh wants the Yisra'elites to know about their covenant with Him. Mosheh tells them that they are to *guard* the words of Yahweh's covenant and to *do* them. And he says that if they do this, they will prosper and will have a good quality of life. Mosheh tells them that these instructions are not just for some of them, but for all of them: the leaders, all the tribes, the old people, the young people, the men, the women, and even the people who are journeying and working with them. And that includes people who were not actually standing there at that moment. **(Place leaders, 12 tribes, older couple, group of Yisra'elites, and non-Yisra'elites on board.)**

Mosheh warns the people that if they do not listen to Yahweh and instead decide to serve other mighty ones, things won't go very well for them. He tells them that being stubborn and rebellious leads to bad things happening, like being separated from Yisra'el, suffering sickness and famine, and even their land being cursed. **(Place the word 'curses' on board and scatter people all over the board.)** Yikes! I'm sure that made them very sad. **(Place sad Yisra'elites on board.)**



PARSHA POINTS

LITTLE GEMS

But wait! There is good news coming! Mosheh tells them that when they turn away from Yahweh and all this bad stuff happens to them, they can still make a choice to come back and follow Yahweh. And when they start listening to Him and return to Him with all their heart and with all their being, then Yahweh will gather them back together as His people again! **(Place the word 'blessings' on board, and regather people on board into a group.)** And then many, many good things will come. Yay! **(Replace sad Yisra'elites with happy Yisra'elites, and place land of Kena'an scene and baskets of food on board.)**

The people are reminded that these mitzvot are not too hard to do. Nobody has to go up to the heavens and bring something down for them so that they can do it. They can make the choice themselves. They can choose life and blessing if they listen and obey.

Here is an example that many of us can understand. Your parents, or the other adults who look after you, would not tell you that you needed to do something if they knew you wouldn't be able to do it. When they tell you that you need to clean your room, brush your teeth, eat your vegetables, or do your schoolwork, they know that if you really work hard and give it your best effort, then you will be able to do these things. **(Place sock, toothbrushes, vegetables, and schoolbooks on board.)** And when we are obedient and listen to the people who are teaching us these things, it helps us have a better quality of life. If we don't do these things, what could happen? **(We may get sick, get bad grades in our classes, lose our toys, etc.)**

Here's another example. Have you ever seen very small children learning how to walk, talk, eat, or dress? **(Place walking toddler on board.)** You might not remember being that small, but learning the skills that are needed takes effort on their part. They might not get it right the first time, and so they have to practice. But eventually, if they follow the instructions of their parents and caretakers, they get it and they are able to do these things on their own.

The message here is that *we can do it!* Mosheh is telling the Yisra'elites that if they will listen and obey and love Yahweh by doing the things in the Torah **(place Torah scroll on board)** that we have spent so many weeks learning about, then Yahweh will bless them and give them life. How wonderful that is for them and for us!

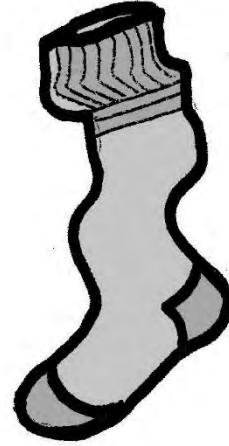

Well children, we have come to the end of our story for today. We will see you next week for another exciting Little Gems story!



Blessings

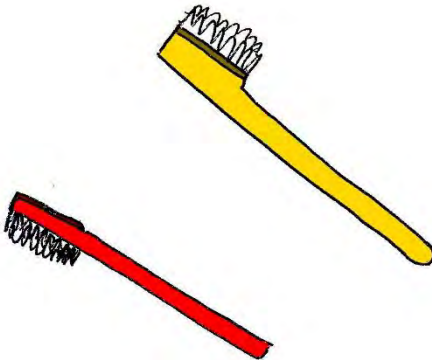
Curses

Schoolbooks




Sock

Toothbrushes




Vegetables



Walking toddler





Baskets of food



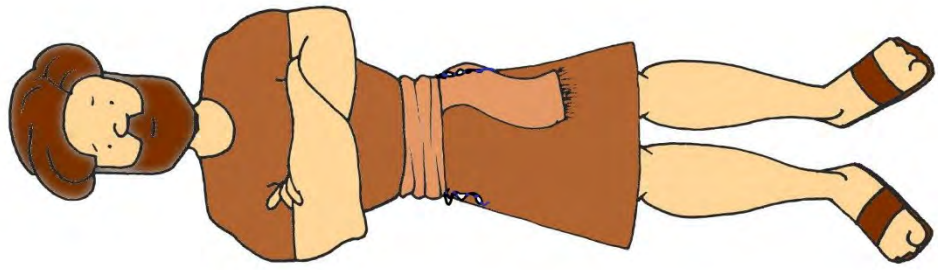
Older couple



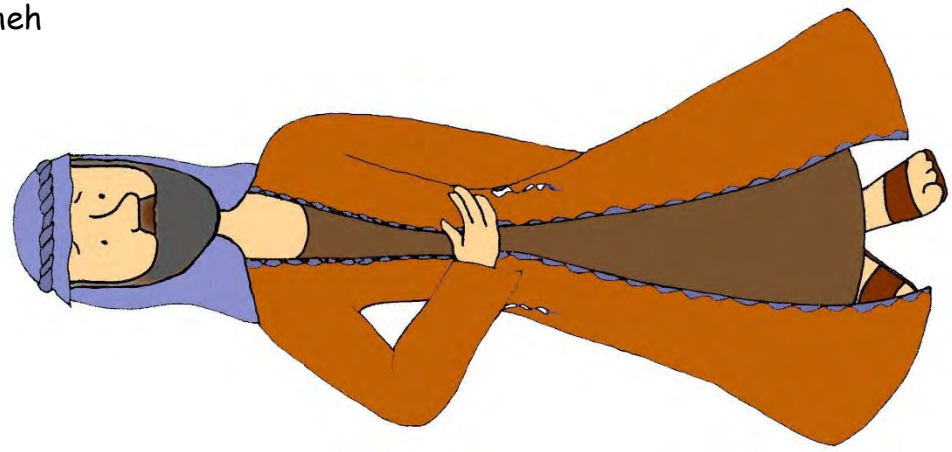
First-fruits



Yehoshua



Mosheh






Leaders



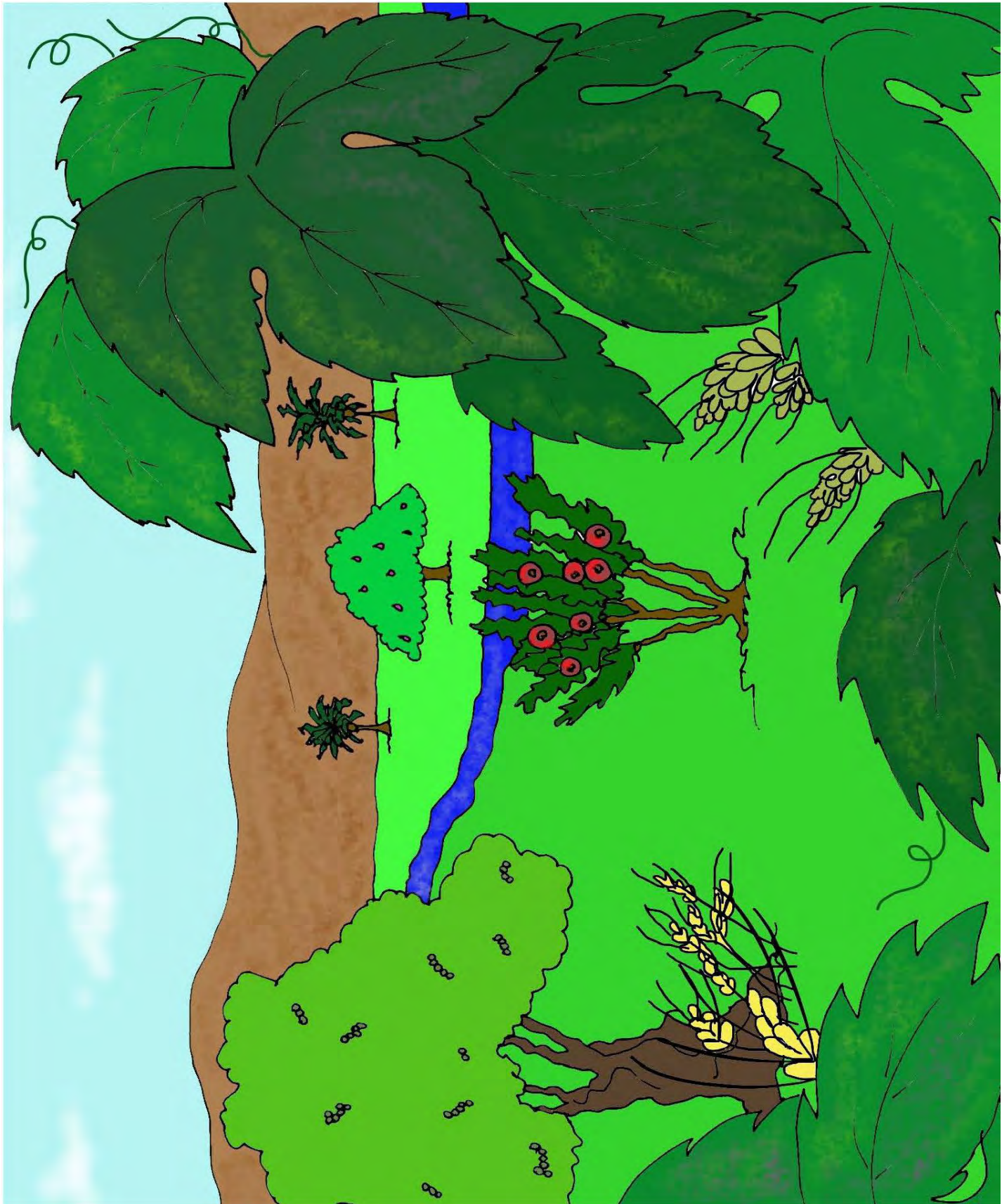
Sad Yisra'elites

Non-Yisra'elites



Happy Yisra'elites

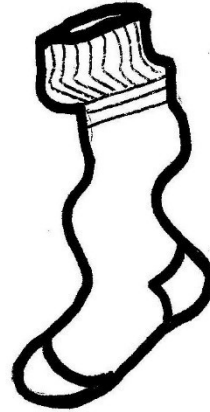





Blessings

Curses



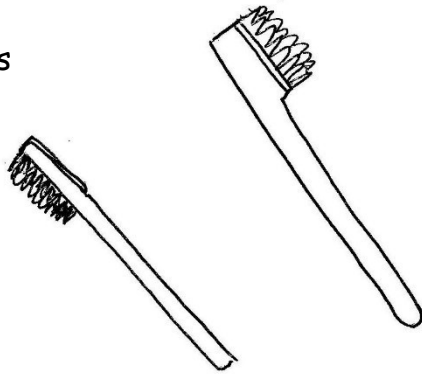
Schoolbooks





Sock


Vegetables

Toothbrushes




Walking toddler



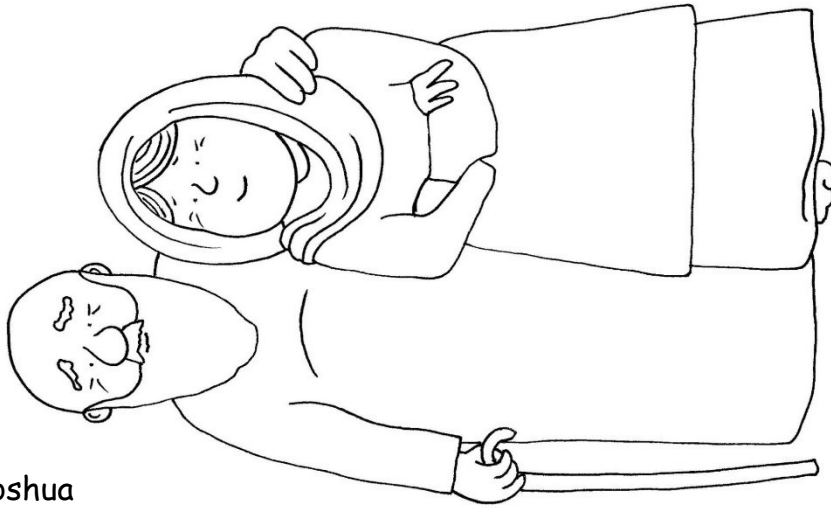



Baskets of food

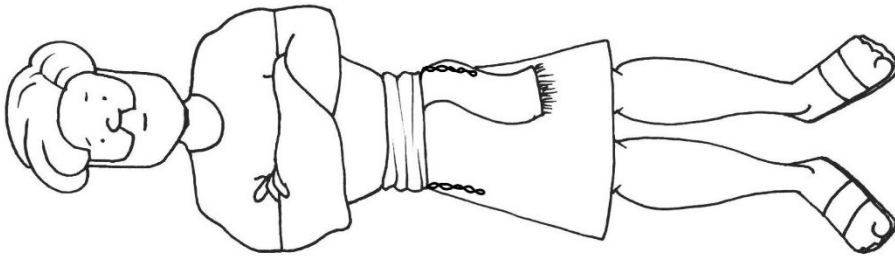


Older couple

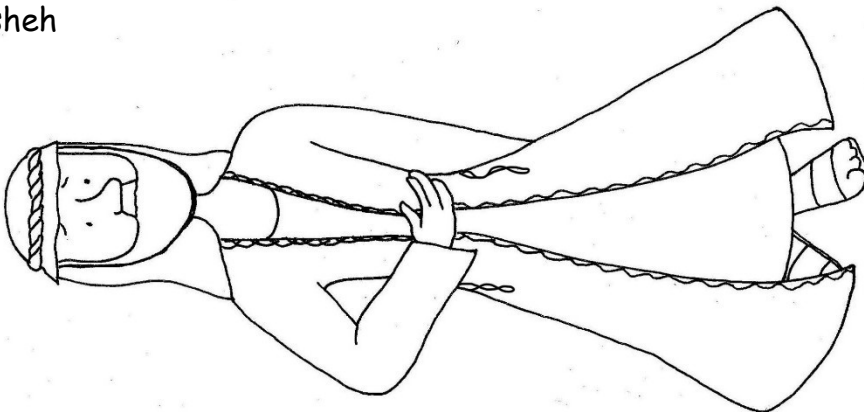
First-fruits



Yehoshua



Mosheh






Leaders



Sad Yisra'elites

Non-Yisra'elites



Happy Yisra'elites



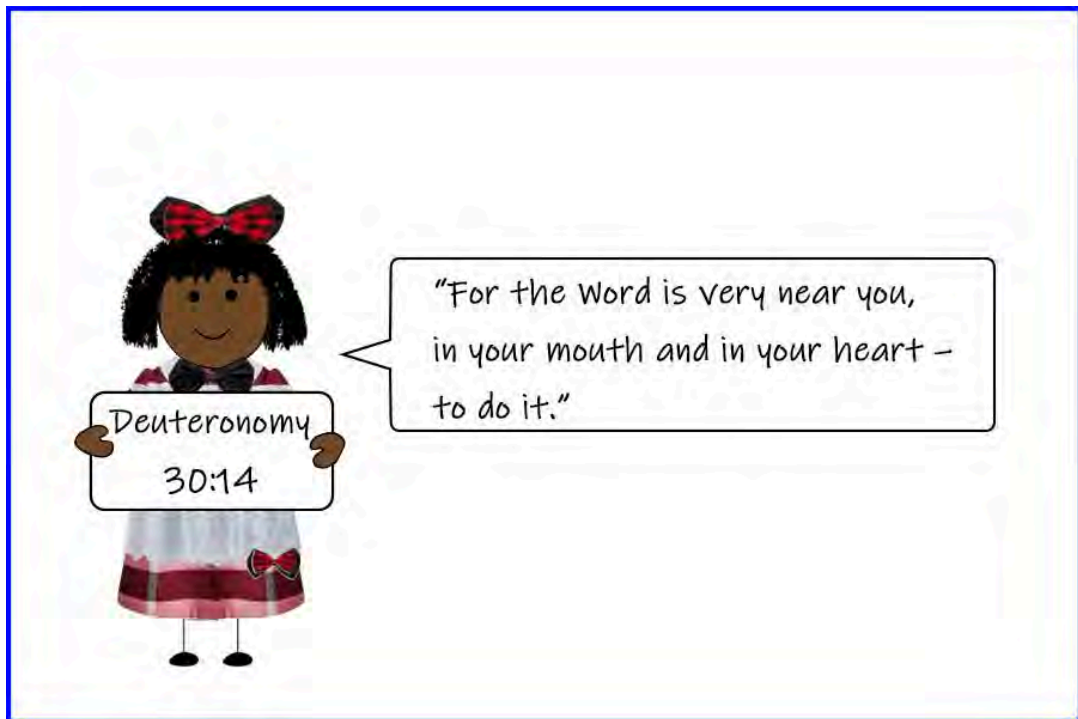


COUNTING WHAT YOU GAINED

This next section is intended to be reinforcement of the lessons learned during this parsha. Choose the activities that best fit your child.

STORING UP TREASURE IN MY HEART

The Katan A memory verse is Deuteronomy 30:14. You can review the verse with them by reciting it out loud, acting it out, putting it to music...whatever works for you.



PARSHA POINTS

STORING UP TREASURE IN MY HEART

Use this space to draw a picture of the verse(s) memorized.


Use this space to write out the verse(s) memorized.



SEEKING TREASURE

Circle the correct choices.

1. Which picture best depicts one breaking the first and second commandment? (29:17-18)




2. What did Yahweh say would happen to the person who is stubborn and still does NOT listen to His Words? (29:21)

Blessings

Curses

3. What did Yahweh say would happen to their land if they disobey? (29:22-23)



4. What did Yahweh say would happen to the person who turns back to Yahweh and listens to His Words? (30:16)

Blessings

Curses

5. What will happen to the people who choose to obey Yahweh? (30:19)



WORD SEARCH

Search for the hidden words from this week's parsha.


Choose Life

V	M	D	E	H	B
H	Z	O	O	F	W
E	O	Z	U	O	D
A	G	O	R	T	G
R	A	D	Z	G	H
T	E	F	I	L	E

WORD
MOUTH
HEART
LIFE
GOOD



MAZE



PRECIOUS POSSESSIONS

Craft Instructions A Turning Heart Deuteronomy 29:18

Materials:

- Felt square - red & black
- Marker
- Scissors
- Dimensional paint - green, yellow, brown, blue or gold and silver
- Hot glue
- Craft Template: A

Parent/Teacher preparation:

- Print Craft Template A on regular paper.

Instructions for the craft:

- Cut out the heart on Craft Template A.
- Using the heart template, trace the shape on the red felt. (P1)
- Place the red felt on top of the black felt and cut both pieces at the same time. Separate the 2 heart pieces. (P1)
- Using dimensional paint, draw a wormwood plant (see image provided), thorny roots or items representing idols on the black heart. (P2)
- Wait for the paint to dry. Once dried, hot glue the red heart over the black heart hiding the pictures drawn on the black heart.
- Leave the tip of the heart and the corner at the top opened to be able to insert scissors for cutting. (P3)
- Stick the scissors through one of the openings on the red part of the heart. Cut all the way to the other end. Check to make sure glued sections didn't pull apart. (P3)
- Flip the heart so that the black heart shows with the pictures you drew. (P2)
- Turn the red part back to the front covering the black heart and the picture. (P4)
- Flatten the heart and write the word 'Torah' or 'Yahweh' with blue, gold or silver so that it goes across the heart opening. Let the paint dry. (P4)



P1




P2



P3



P4



This is a visual of the verse that reminds the child of Yisra'el not to turn their hearts away from Yahweh and towards idols.





Image of wormwood
provided as a visual
reference to draw
the plant





SWEETNESS OF TORAH

SWEET SOUNDS OF TORAH

(SING PRAISES TO HIS NAME)

I Choose Life*

Deuteronomy 30:19


You have set before us, two ways for us to go
In the valley of decision, I'll cleave to You Yahweh
Upholding Your precepts, obeying Your commands
You will lead us, Father, into the Promised Land

Chorus:

I choose life, I choose blessing
I choose to honor You, Yahweh
I choose life, I choose blessing, I choose to live by Your Word
I choose life

You've called us to be a people, a nation set apart
Your own prized possession, who will know the Father's heart
So we're turning back to You Yah, to walk in Your holy ways
As I stand between the mountains, I will choose to obey

I choose life, L'chaim
I choose life, L'chaim
I choose life



Here is the link for
this song:

https://www.podomatic.com/podcasts/steveberkson/episodes/2017-09-10T09_49_53-07_00

*Used by permission. All rights reserved. This song is found on the album "Torah is Life" available on CD from Adonai Echad Music Inc. P.O. Box 2373 Cocoa, FL 32923-7352

<http://www.lennyandvarda.com/music.html>



SWEETNESS OF TORAH

SWEET TASTE OF TORAH

This snack relates to this week's parsha. Please take these as suggestions and make necessary changes based on your individual dietary needs.

Book of the Torah Deuteronomy 30:10



Ingredients:

- 2 Hershey's Nuggets (per book)
- Verse typed up on white paper (Deuteronomy 30:14-provided)
- Card stock (color of your choice to represent the Scriptures cover) cut into rectangles slightly bigger than 2 nuggets set side-by-side
- Ribbon (any color)
- Glue gun or double sided tape

Instructions:

Start by laying the verse over both nuggets with the words you typed out. Glue or tape on the back to hold that part together. Then drape the ribbon down the center and tack it down with glue or tape. Glue or tape the candy to the card stock backing and you are done.

SWEETNESS OF TORAH

SWEET TASTE OF TORAH

Here is the verse for the snack. Print and cut out for one or multiple children.

For the Word is very near you, in your mouth	and in your heart - to do it. Deut. 30:14
---	---

For the Word is very near you, in your mouth	and in your heart - to do it. Deut. 30:14
---	---

For the Word is very near you, in your mouth	and in your heart - to do it. Deut. 30:14
---	---

For the Word is very near you, in your mouth	and in your heart - to do it. Deut. 30:14
---	---

For the Word is very near you, in your mouth	and in your heart - to do it. Deut. 30:14
---	---

For the Word is very near you, in your mouth	and in your heart - to do it. Deut. 30:14
---	---

For the Word is very near you, in your mouth	and in your heart - to do it. Deut. 30:14
---	---

For the Word is very near you, in your mouth	and in your heart - to do it. Deut. 30:14
---	---

For the Word is very near you, in your mouth	and in your heart - to do it. Deut. 30:14
---	---

For the Word is very near you, in your mouth	and in your heart - to do it. Deut. 30:14
---	---

For the Word is very near you, in your mouth	and in your heart - to do it. Deut. 30:14
---	---

For the Word is very near you, in your mouth	and in your heart - to do it. Deut. 30:14
---	---



NEXT WEEK'S TREASURE HUNT

Next week's Torah portion

Ha'azinu
Deuteronomy 32:1-52

Suggested reading schedule

Monday:	Deut. 32:1-10	The Song of Mosheh
Tuesday:	Deut. 32:11-20	The Song of Mosheh
Wednesday:	Deut. 32:21-30	The Song of Mosheh
Thursday:	Deut. 32:31-43	The Song of Mosheh
Friday:	Deut. 32:44-52	Mosheh instructs Yehoshua; Yahweh tells Mosheh that he is to look at the land and then die on Mt. Ne <u>bo</u>

Next week's memory verse

Katan A: Deuteronomy 32:39

