

PARSHA PEARLS.



"And this is the blessing"

V'zot HaBerachah

Deuteronomy 33 - 34

In this edition: Deuteronomy 33-34
(Recounting Events - Part 2)
Katan A



TABLE OF CONTENTS

Parsha Pearls is a comprehensive resource that allows for complete customization by the parent. We understand that if you were to strive to accomplish all aspects of each lesson in one day it would be unrealistic and also overload for the child. It is our intention that this be used 'a la carte' so that it suits your specific needs. Our site caters to printing only the pieces you choose.

This page will provide quick links to get to the portion of the document for which you are looking. When you hover over the title a finger will appear. Click on it and you will be taken directly to that page.

We also have an Introduction document on our website that explains each section in detail. (<https://ymtoi.org/wp-content/uploads/2020/03/Introduction-3-28-20.pdf>)

As always, feel free to email us at parshapearls@mtoi.org.

Title	Page #
• Parsha Points (the main lesson)	
➤ Little Gems (story for younger children)	3
➤ Little Gems Story Characters	7
• Counting What You Gained (worksheets)	
➤ Storing Up Treasure In My Heart (memory verse)	29
➤ Seeking Treasure (questions from the parsha)	31
➤ Word Search	32
➤ Maze	33
• Precious Possessions (arts and crafts)	
➤ Craft Instructions	34
➤ Coloring Page	39
• Sweetness of Torah	
➤ Sweet Sounds of Torah (song corresponding to the parsha)	40
➤ Sweet Taste of Torah (snack corresponding to the parsha)	42
• Certificate of Completion	43
• Next Week's Treasure Hunt (looking ahead to next week's parsha)	44



PARSHA POINTS

LITTLE GEMS

Parent/Teacher Preparation:

Please see the instructions for the Little Gems story on the YMTOI website. We recommend that you print out the characters and familiarize yourself with each story so that you can implement the visual representations of your choice (felt, laminated or stand-ups) at the appropriate time.

Recounting Events - Part 2

Shalom children, and welcome to our story time! This is a very special time of the year for us because we have finally reached our last Torah portion! Remember, the first 5 books of the Bible are called the Torah. **(Place Torah scroll on board.)** Let's list the names of the books. First we have Bereshith, which means "in the beginning," and is also called Genesis. Then we have Shemoth, which means "names," and is also called Exodus. Then Vayikra, which means "and He called," also known as Leviticus. Next is Bemidbar, which means "in the desert" or "in the wilderness." It is also called Numbers, because Yahweh did a lot of counting of the children of Yisra'el. And the 5th and final book of the Torah is Devarim, which means "words," or in English, Deuteronomy. Today's parsha story is the last one in Devarim.

We have been following along with the Yisra'elites and hearing stories of their journeys for a whole year now. In Genesis we learned about the creation of the world and the great flood. **(Place sun and moon and ark on board.)** We also heard of the travels of Abraham, Yitshaq, and Ya'aqob. **(Place the 3 patriarchs on board.)** In Exodus we watched as Yahweh freed the Yisra'elites **(place slave scene on board)** and learned how they followed Mosheh **(place Mosheh on board)** through the wilderness in order to receive Yahweh's instructions at Mount Sinai. **(Place Mt. Sinai and tablets above mountain on board near Mosheh.)** In Leviticus we learned about the appointed times as well as the offerings that Yahweh wanted His people to observe. **(Place appointed times scene along with offerings scene on board.)** The book of Numbers is where we learned about the different censuses including the one for the Lewites and their duties for the Dwelling Place. **(Place Lewites on board.)** And in Deuteronomy we revisited many of the stories and lessons that Mosheh wanted the children of Yisra'el to remember. **(Place stories scenes on board.)**

And now the time has finally come for this generation of Yisra'elites to cross over the Yarden and enter into the land that Yahweh has promised to them. **(Remove all characters, and place land of Kena'an on board.)** Can you imagine how excited they must be? No more wandering around in the desert; they would finally be able to settle down and make homes for themselves!

PARSHA POINTS

LITTLE GEMS

Remember, Mosheh is very old now and will not be going into the land with the rest of the people. **(Place older Mosheh on board.)** But before he dies, he blesses the children of Yisra'el by speaking some special words about each tribe. Let's look at what he says about them and see how it compares with the blessings Ya'aqob had originally given to his sons.

(Remove all characters from board.)

(Place each son of Ya'aqob with their banners on the board and their visual description next to them as you read about it. If your board is not large enough, then simply remove each character after their blessing.)

Re'uben - We'll start with Re'uben. Mosheh asked Yahweh to let Re'uben live, and not die, and for his men to be numbered. **(Place group of men on board.)** The very place that Mosheh was standing when he spoke this ended up being in Re'uben's territory. His father Ya'aqob had referred to him as boiling water. **(Place pot of boiling water on board.)**

Yehudah - Mosheh asked Yahweh to listen to Yehudah, to bring him to his people, and to help him fight against his enemies. **(Place man chasing enemies on board.)** This is the tribe that our Messiah Yeshua comes from. Ya'aqob had said that Yehudah was like a lion's cub. **(Place lion cub on board.)**

Now Lewi - The Tummim and the Urim belong to the tribe of Lewi. These are the 2 stones that went in a special pouch on the breastplate of the High Priest and helped them to determine Yahweh's will at certain times. **(Place stones on board.)** The tribe of Lewi was faithful in watching over and guarding Yahweh's covenant. **(Place Lewites scene on board.)** Many years earlier, when Ya'aqob had blessed the sons, he had not been very happy with Lewi because of their violence. **(Place sad emoji on board.)**

Binyamin - This tribe is called Yahewh's beloved, and lives in safety, protected by Yahweh. Binyamin's land was located between Ephrayim and Yehudah, and this is where the wilderness tabernacle, and later on, the temple, was located. **(Place Dwelling Place on board.)** Ya'aqob had said that Binyamin was like a wolf. **(Place wolf on board.)**



PARSHA POINTS

LITTLE GEMS

Yoseph - Yoseph's land was especially blessed by Yahweh. There was wonderful fruit, and there were beautiful mountains and hills. **(Point to land of Kena'an scene.)** Yoseph was separate from his brothers. The effects of this blessing would be felt to the ends of the earth, with ten thousands of people from Ephrayim and thousands of people from Menashsheh. Remember how Ya'aqob adopted Ephrayim and Menashsheh as his own earlier in our stories? **(Place Ephrayim and Menashsheh on board.)** Well, when we talk about Yoseph, or when we talk about Ephrayim and Menashsheh, we are talking about the same group. Yoseph also got double the wealth when Ya'aqob split the blessing, and he was compared to part of a fruit-bearing tree. **(Place fig tree on board.)**

Zebulun and Yissaskar - These tribes would rejoice as they went out to be merchants and as they stayed home to study Torah or work on their ranches. **(Place Zebulun and Yissaskar studying Torah scene on board.)** They worked together to help each other out. This is what we call a partnership. Mosheh says that they would call people to the mountain and have treasures from the sand and the seas. Ya'aqob had described Zebulun as living at the seashore and Yissaskar as a strong donkey. **(Place seaside scene and donkey on board.)**

Gad - The tribe of Gad would be like a lion and have strong soldiers. **(Place lion on board.)** Their land was located outside of Kena'an and was some of the best crop land that there was. It was also close to the place where Mosheh died. Ya'aqob had said that Gad would raid the heel of those who raid him. **(Place Yisra'elite chasing Mitsrite on board.)**

Dan - Mosheh says that Dan was like a leaping lion cub. **(Place leaping cub on board.)** They would also be strong soldiers and live near the border, like Gad. Ya'aqob had said that Dan was like a serpent and a good leader. **(Place serpent and equal scales on board.)**

Naphtali - This tribe would have beautiful land that was good for growing things. **(Point to land of Kena'an.)** They would be satisfied and have lots of blessings. Ya'aqob had said that Naphtali was like a deer running loose. **(Place deer on board.)**

Asher - Asher would have land good for growing crops, especially olives, which were used to make olive oil. **(Place olive branch on board.)** They would also receive lots of blessings. They lived in an area known as Galilee. Mosheh said that they would have sandals of iron and bronze **(place sandals on board)**, and Ya'aqob had said that Asher would be wealthy. **(Place money bags on board.)**

PARSHA POINTS

LITTLE GEMS

Did you notice which brother is missing in the blessing? **(Give children a chance to answer.) (Place Shim'on on board off to the side.)** I wonder why Mosheh left Shimon out. I'm sure one day we will find out all about it.

After Mosheh gets done giving them these blessings, he reminds them that there is no one like Yahweh, who helps them and protects them. Yahweh is the one who saves them and provides for them. At last Mosheh goes up to Mount Nebo and looks over at the land where the Yisra'elites are going. **(Place Mt. Nebo on board, and place older Mosheh on top of the mountain.)** Can you imagine what he might have been thinking? After traveling all that way from Mitsrayim and witnessing Yahweh's miracles, he was finally looking at the land with his own eyes, the land that Yahweh had promised to the children of Abraham, Yitshaq, and Ya'aqob. **(Place 3 patriarchs on board.)** Do you think he was sad that he would not get to go in with them? Or do you think he was just glad that they had finally made it? He was 120 years old at that time; that's older than anybody that I know, and he still had brightness in his eyes! **(Point to older Mosheh.)**

The children of Yisra'el were very sad when Mosheh died. **(Point to sad emoji.)** He was a great prophet who had spoken with Yahweh face to face. But now the people were ready to start looking to Yehoshua as their leader. **(Place Yehoshua on board.)** Yehoshua was filled with Yahweh's wisdom, which means he was able to make good decisions about what was right. **(Place group of Yisra'elites on board next to Yehoshua.)**

I know the Yisra'elites will have many more adventures with Yehoshua as their leader. As they enter into the land and begin to settle there, do you think they will remember to trust Yahweh and follow all of the instructions that He gave them? The answer to that question can be found in the other books of the Scriptures. But remember, the Torah is not just for them. It is for us too! And as we go through another cycle of Torah readings and feasts over the next year, we can reflect on all of these stories and on how far Yahweh has brought our people. There is truly no one like Him!

Now that we have finished an entire year of Torah readings we say, "Chazak, chazak, v'nit chazek" which means, "Be brave and be strong!" **(Have children repeat and say this phrase with you.)**

Well children, we will see you next time for another exciting Little Gems story when we start the parsha cycle all over again!

Deer




Lion cub



Wolf




Donkey



Lion



Serpent



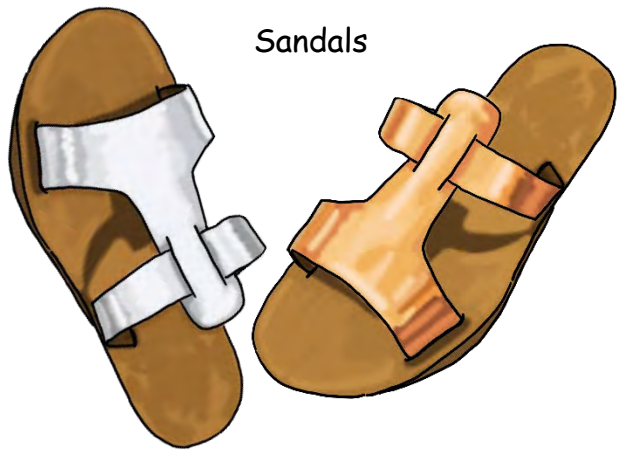
Leaping cub



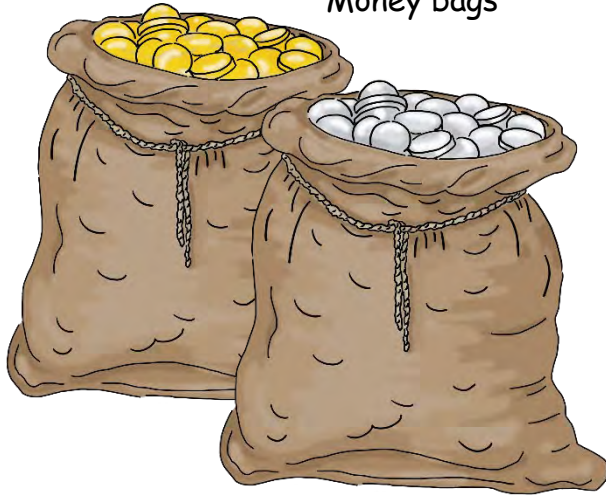
Pot of boiling water



Sandals



Money bags






Stones




Fig tree

Sun and moon



Olive branch

Lewi scene



Seaside scene



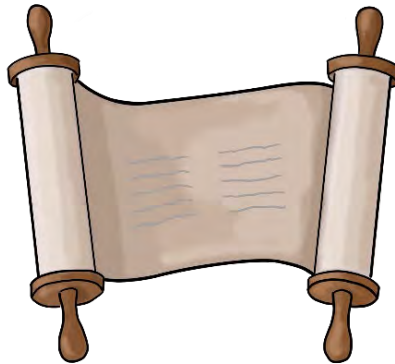
Tablets



Equal scales



Torah scroll




Group of Yisrae'lites



Mosheh



Lewites scene



Sad emoji



Older Mosheh




Yehoshua



Zebulun and Yissaskar studying Torah scene



Group of men



3 patriarchs




Ephrayim & Menashsheh



Appointed times scene




Ark



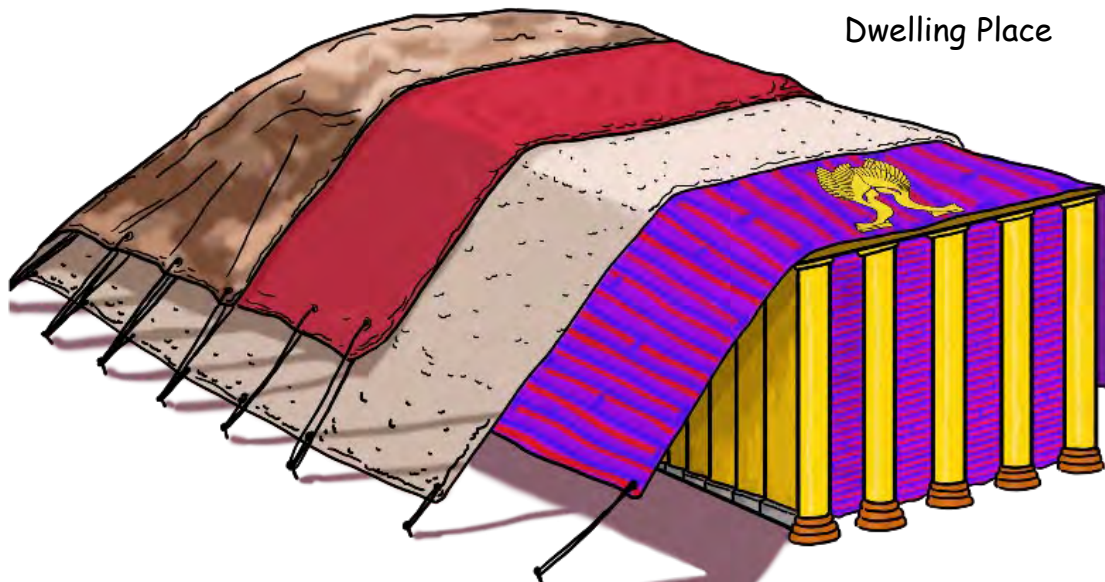
Slave scene

Stories scenes

Offerings scene



Dwelling Place





Man chasing enemies

Yisra'elite chasing Mitsrite









Mt. Nebo




Mt. Sinai



Deer



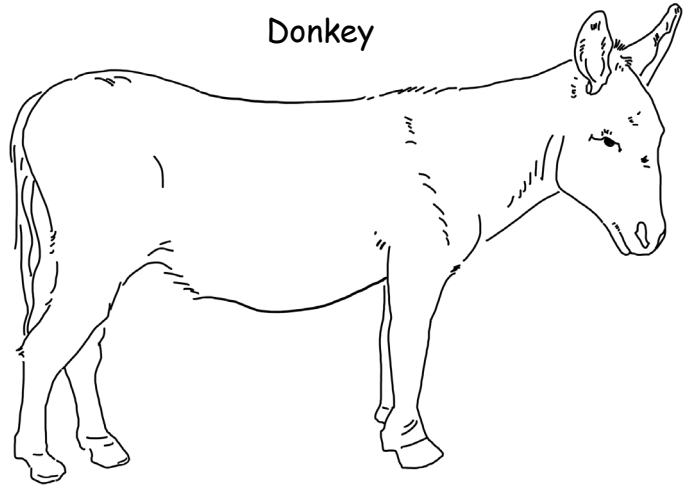
Lion cub




Wolf



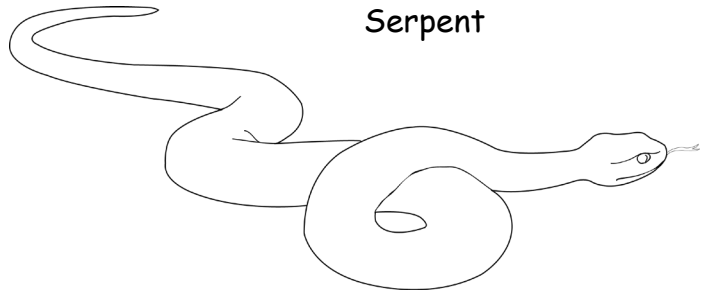
Donkey




Lion



Serpent



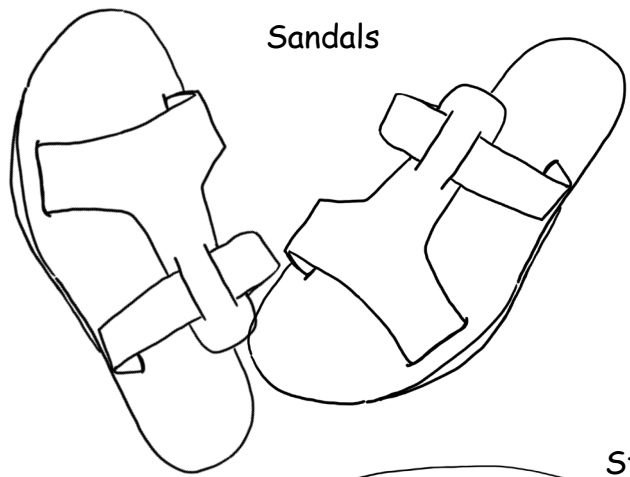
Leaping cub




Pot of boiling water



Sandals



Money bags



Stones

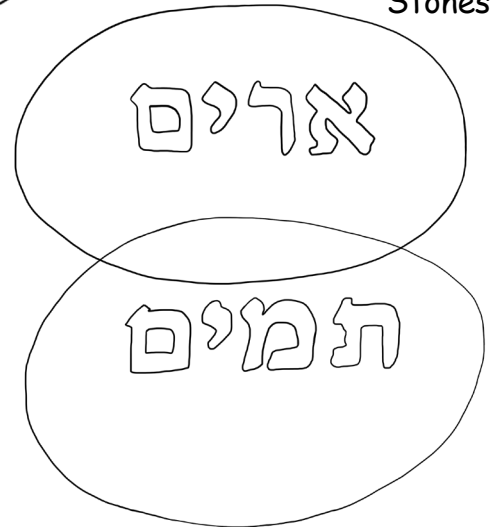
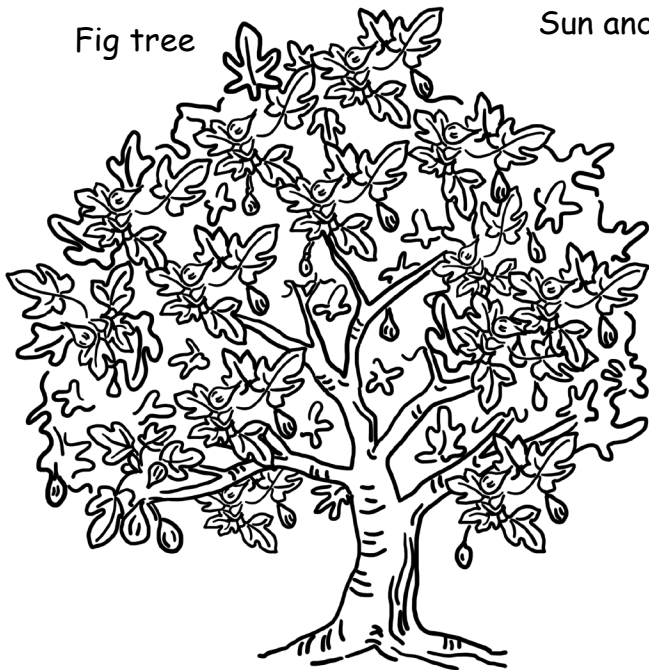
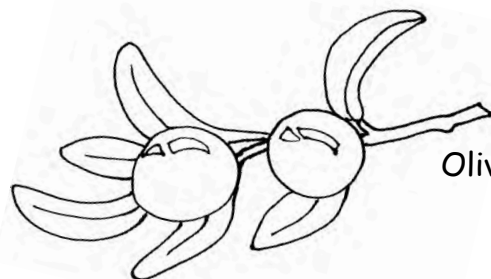



Fig tree



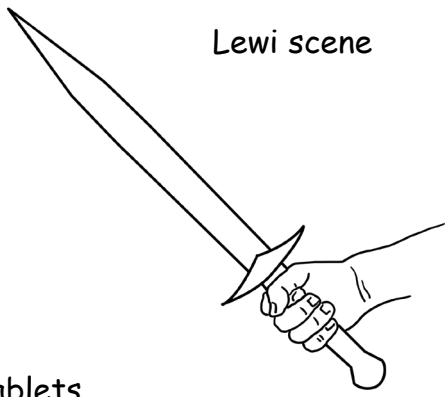
Sun and moon




Olive branch



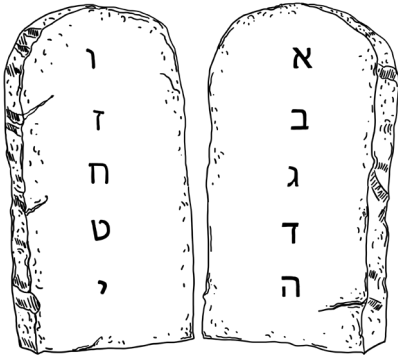
Lewi scene




Seaside scene




Tablets



Equal scales



Torah scroll



Group of Yisrae'lites




Mosheh



Lewites scene



Sad emoji



Older Mosheh



Yehoshua



Zebulun and Yissaskar studying Torah scene



Group of men



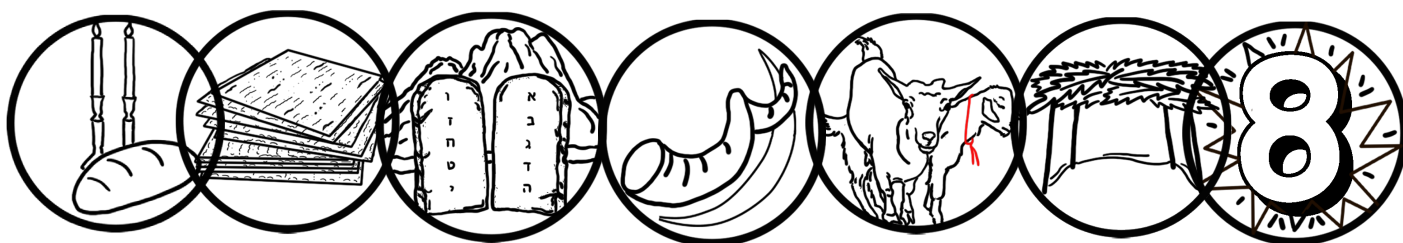
3 patriarchs




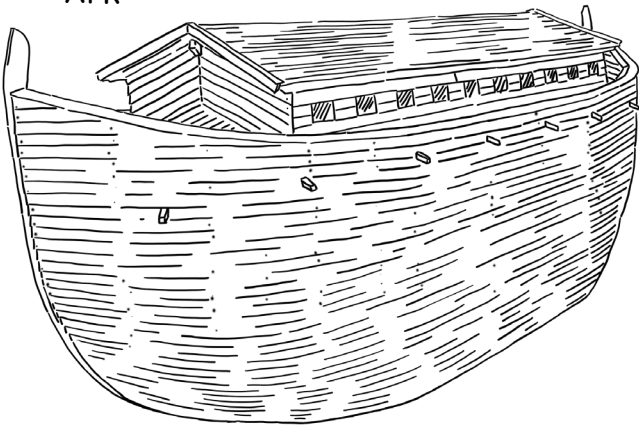
Ephrayim & Menashseh



Appointed times scene




Ark



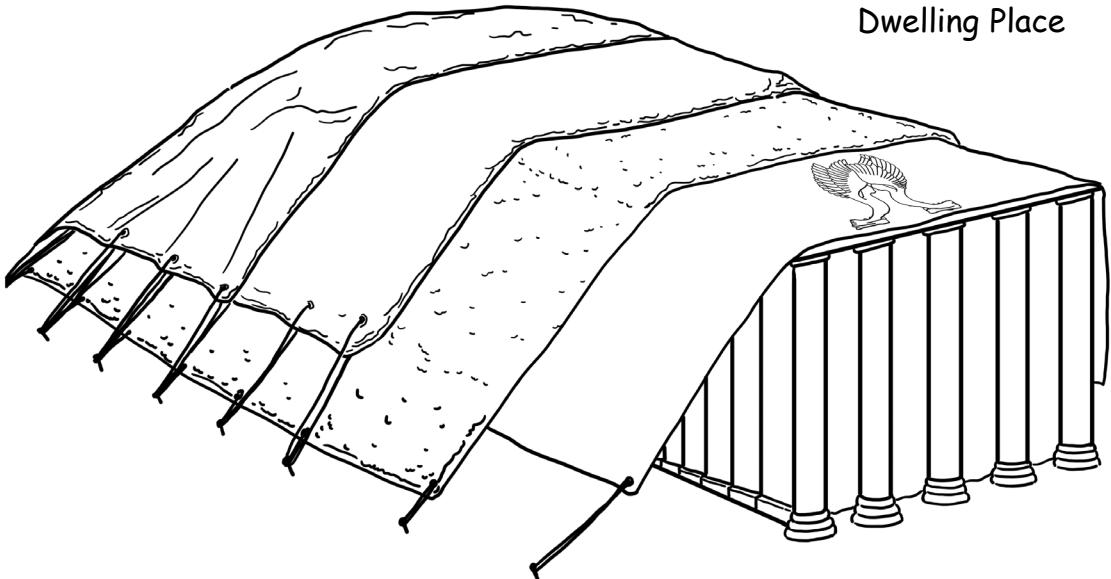
Slave scene

Stories scenes

Offerings scene



Dwelling Place





Man chasing enemies



Yisra'elite chasing Mitsrite










Mt. Nebo



Mt. Sinai



COUNTING WHAT YOU GAINED

This next section is intended to be reinforcement of the lessons learned during this parsha. Choose the activities that best fit your child.

STORING UP TREASURE IN MY HEART


The Katan A memory verse for this Torah portion is Deuteronomy 34:4a. If they have not already done so, begin to help them to memorize the verse. Be creative and try acting it out or putting it to music.



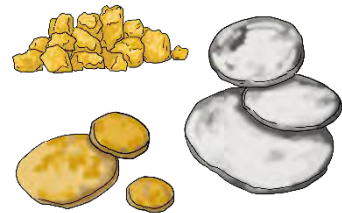

SEEKING TREASURE

Circle the correct choices.

1. Which picture best represents the blessing of Re'uben? (33:6)



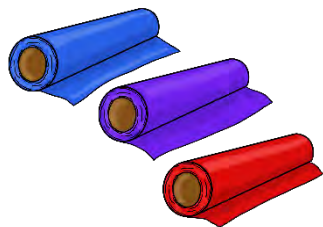
2. Which stones represent Lewi's blessing? (33:8)



3. Which picture best represents Dan's blessing? (33:22)



4. Which picture best represents Asher's blessing? (33:25)



5. Who did Mosheh appoint as leader after him? (34:9)



Korach



Abiram



Yehoshua



Kaleb

WORD SEARCH

Search for the hidden words from this week's parsha.

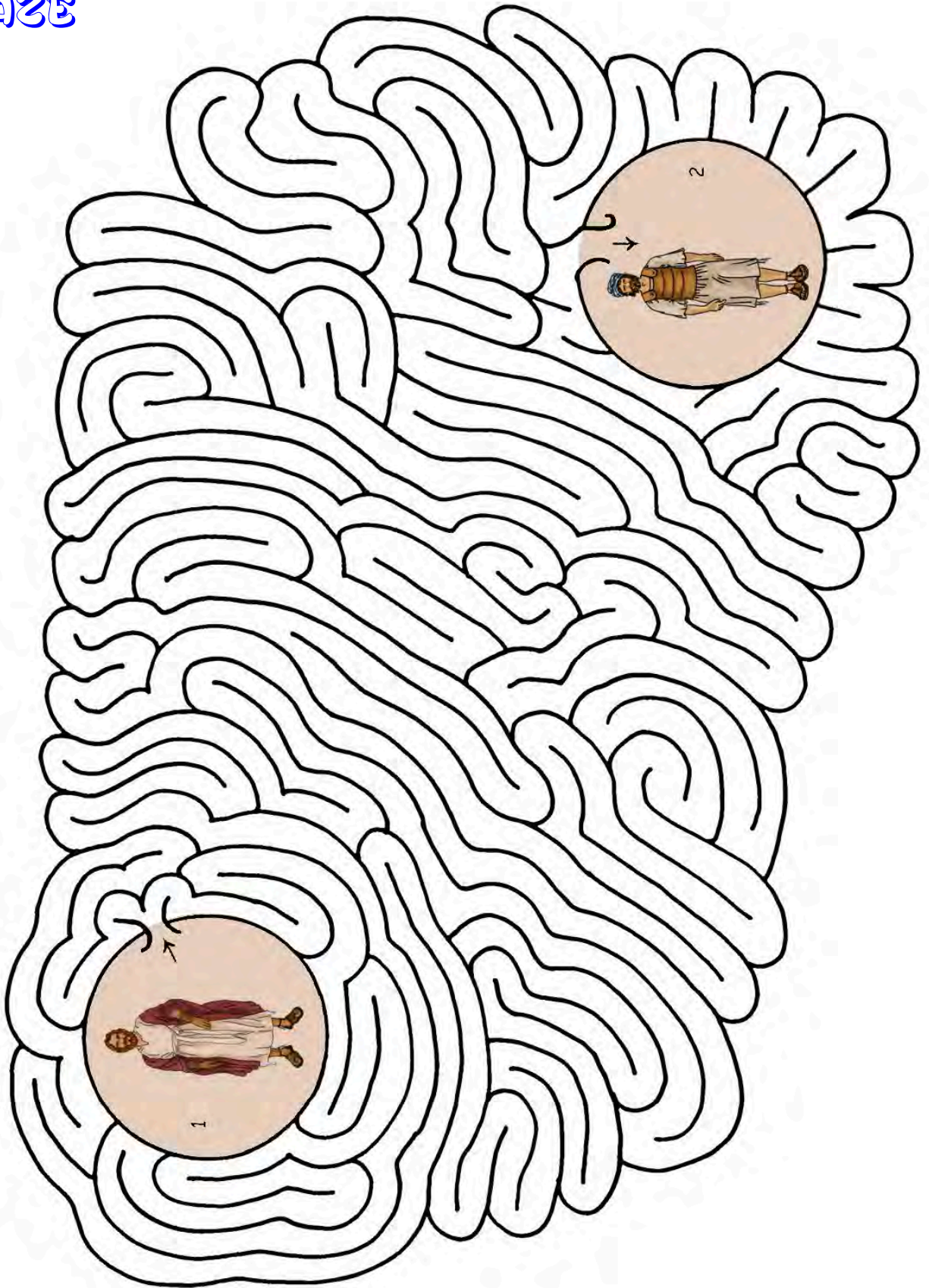
Mosheh the Prophet

T	X	S	F	F	P	W
S	N	G	I	S	R	O
B	D	A	W	J	O	N
F	N	E	V	D	P	D
P	A	L	E	R	H	E
L	H	E	M	D	E	R
X	T	M	F	F	T	S

SERVANT
PROPHET
WONDERS
SIGNS
HAND
DEEDS



MAZE




PRECIOUS POSSESSIONS

Craft Instructions Torah Scroll Deuteronomy 33:3-4

Materials:

- Empty and clean tall potato chip cans with lids (2)
- Wood dowels 12" long by 3/8" diameter (2)
- Wooden balls with holes on one side if possible (4)
- Piece of felt 8½" by 30" - white
- Felt 9" by 18" - blue, red or purple
- Stick on hook and loop
- Dimensional paint - gold and/or silver
- Optional: fringe trim - gold or silver
- Gold ¼" ribbon
- Hot glue
- Scissors
- Nail and hammer (to poke hole in the bottom of can)
- Black, silver metallic paints
- Paint brush
- Cups for water and paint
- Craft Templates: A, B & Deut. 6:4-9 verses
- Optional: Iron on Transfer paper for verses



Parent/Teacher Preparation:

The pictures on Craft Templates A & B are simply samples of what can be drawn on the mantle piece. Choose 1 of the pictures provided, or find another picture to trace.

The verses can be printed on transfer paper and then iron on to the center of the white felt ahead of time. If choosing to do this make sure to follow the instructions and reverse the print if necessary, so when ironed on it will read correctly.

Take a nail and hammer and make a hole in the center of the bottom of both chip cans. Take scissors or knife and make the hole bigger, but only big enough to allow the dowel to go through.

Instructions for the craft:

- Using scissors, poke a hole in the center of the lids, making sure the hole is just big enough for the dowel to go through.
- Push 1 dowel rod through the bottom hole of the can all the way through the top. Make sure there is an even amount of rod coming out of each end.
- Repeat for the other can.
- Hot glue the lid in place.
- Holding the can by the rod, paint the can black with a light coat of paint. (P1)

P1



PRECIOUS POSSESSIONS

Craft - page 2:

Instructions for the craft cont'd:


- Place the can in a jar or glass to dry.
- Trace a picture of the desired decoration (see information under 'Parent/Teacher Preparation') on the mantle piece. (P2)
- Trace the picture with dimensional paint. Set aside to dry.
- Check to see that the paint is dry on the can and then paint the lid with the silver metallic paint. Set it back in glass or jar to dry. (P3)
- Check that the picture is dry, then hot glue fringe and/or ribbon to the mantle piece. Follow our picture or choose to decorate it in any way you choose. (P4)
- Cut a piece of the hook and loop 9" long. Stick the hook to the right edge on the right side or outside of the mantle piece.
- Stick the loop piece on the left side on the wrong side or inside of the mantle piece. This will allow the mantle piece to come on and off the Torah Scroll. (P5)
- Once the paint on the can is dry, lay down the white piece of felt. Put a line of hot glue down one side of 1 of the cans. Press 1 short edge of the white felt on the glue. Press so it sticks. (P6)
- Roll the can so that the felt covers the whole can, place another line of hot glue where the felt meets felt and press again. This will cover the can so it can not be seen. (P6)
- Repeat the steps for the 2nd can.
- This craft allows both cans to roll towards each other and then roll them back apart to show the verses.
- Fill the hole in 1 of the balls with hot glue and put it over 1 of the rods. Repeat for the other 3 balls and the ends of the last 3 rods. (P7)
- If not using the iron on method for the verse, simply print the verse on regular paper, cut it out and glue it to the center of the white felt at this point. (P8)
- Take a length of gold ribbon about 28" long and wrap it around the scrolls while rolled together. Use the ribbon to tie a knot or bow keeping the scroll rolled up when not being read.
- Wrap the mantle piece on to the scrolls.

This Torah Scroll with the Shema and V'ahavta from Deuteronomy 6:4-9 will make a wonderful keepsake and reminder of Yahweh's Word.

P2



P3



P4



P5



P6

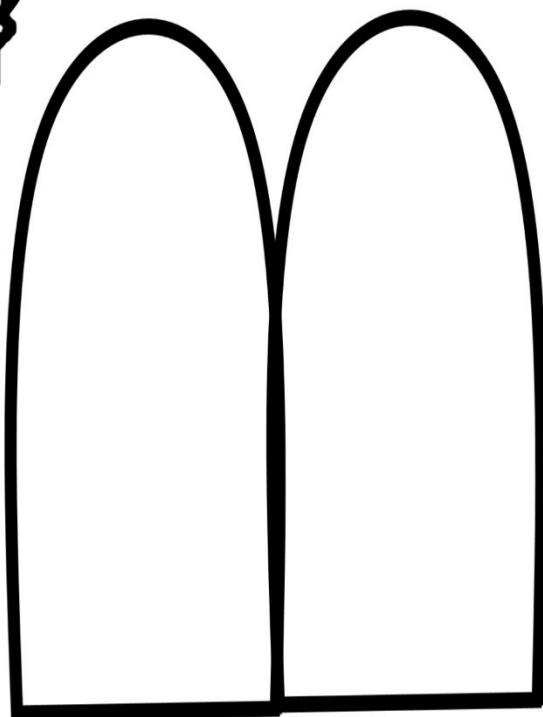



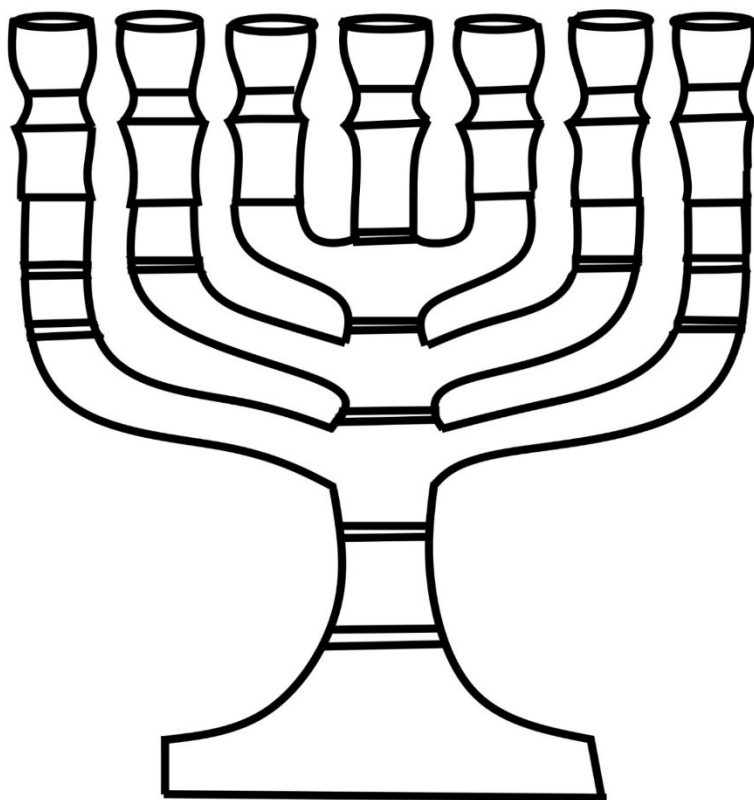

P7



P8







“Hear, O Yisra’el: Yahweh our Elohim, Yahweh is one! And you shall love Yahweh your Elohim with all your heart, and with all your being, and with all your might. And these Words which I am commanding you today shall be in your heart, and you shall impress them upon your children, and shall speak of them when you sit in your house, and when you walk by the way, and when you lie down, and when you rise up, and shall bind them as a sign on your hand, and they shall be as frontlets between your eyes. And you shall write them on the doorposts of your house and on your gates.”

Deuteronomy 6:4-9



SWEETNESS OF TORAH

SWEET SOUNDS OF TORAH

(SING PRAISES TO HIS NAME)


Torah Tzevah Lanu Mosheh (traditional song)
Deuteronomy 33:4

Torah, Torah, Torah
Torah, Torah, Torah
Torah Tzevah Lanu Mosheh (repeat)

Chorus: Torah, Torah, Torah, Torah
Torah Tzevah Lanu Mosheh (repeat)

Torah, Torah, Torah
Torah, Torah, Torah
Torah is a gift from Yahweh (repeat)

Chorus: Torah, Torah, Torah, Torah
Torah is a gift from Yahweh (repeat)



Here is the link for
this song:

https://www.podomatic.com/podcasts/steveberkson/episodes/2017-10-01T03_57_27-07_00

Oh Say Shalom to Mosheh

Sing to tune of "Oseh Shalom Bimromav"

Oh say shalom to Mosheh
He was our very special leader
We'll enter Kena'an without him
Without Mosheh, without Mosheh

Let's all say shalom, let's all say shalom
Shalom to Mosheh
Kena'an is our new home (repeat)

Here is the link for
this song:

https://www.podomatic.com/podcasts/steveberkson/episodes/2017-10-01T03_59_09-07_00



SWEETNESS OF TORAH

SWEET SOUNDS OF TORAH

(SING PRAISES TO HIS NAME)


Chazak Chazak V'nit Chazek

Chazak, Chazak, v'nit-chazek, v'nit-chazek, v'nit-chazek
Chazak, Chazak, v'nit-chazek, be brave and be strong

We read five books of the Torah, the Torah, the Torah
We read five books of the Torah, and so we say chazak

Now we finished Devarim, Devarim, Devarim
Now we finished Devarim, and so we say chazak

Chazak, Chazak, v'nit-chazek, v'nit-chazek, v'nit-chazek
Chazak, Chazak, v'nit-chazek, be brave and be strong



Here is the link for
this song:

https://www.podomatic.com/podcasts/steveberkson/episodes/2017-10-01T03_55_25-07_00

SWEETNESS OF TORAH

SWEET TASTE OF TORAH

This snack relates to this week's parsha. Please take these as suggestions and make necessary changes based on your individual dietary needs.

As an adjunct you can treat your child/class to some fun snacks and treats to mark the end of the year's parsha cycle. You can also print out a certificate that we have provided in this lesson to show the child's accomplishment of completing a year of Parsha Pearls.

Simchat Torah Flag Treat

Ingredients:

- Snack bag of *Chex Mix* or any chips
- Kosher *Laffy Taffy Rope*
- Scotch tape
- Satin ribbon (optional)



Instructions:

Roll the end of the snack back once around the *Laffy Taffy Rope* and tape. Tie a satin ribbon around *Laffy Taffy Rope* to decorate.

Savory Torah Scroll

Ingredients:

- Ribbon
- Wraps or tortillas
- Sliced turkey (1 per scroll)
- Carrot sticks (2 per scroll)
- Mustard and mayonnaise as you desire




Instructions:

Using a knife or kitchen scissors, cut the top and bottom of the tortilla's circle to make it rectangular in shape. Add mustard or mayonnaise. Lay sliced turkey on top of the tortilla. At either end, lay 2 carrot sticks vertically. Roll each end toward the center. Tie with ribbon to secure.

Vegetarian Options: *Vege-meat* or *cheese slice*

Certificate of Completion



This is to certify that

has successfully completed the

Parsha Pearls Program for

(Enter current year)

*"My son, heed the discipline of your father, And do not forsake the Torah of your mother."
Proverbs 1:8-9*

NEXT WEEK'S TREASURE HUNT

Next week's Torah portion

Bereshith
Genesis 1:1 - 6:8

Suggested reading schedule

Monday:	Gen. 1:1-26	Days 1-6 created
Tuesday:	Gen. 1:27-2:25	Man, woman and day 7 (Sabbath) created
Wednesday:	Gen. 3:1-3:24	The serpent and man's first wrong decision
Thursday:	Gen. 4:1-26	Qayin murders Hebel; Genealogy of Qayin
Friday:	Gen. 5:1-6:8	Genealogy of Adam to Noah; Yahweh grieves in His heart