

Bereishit

“In (the) beginning...”

Genesis 1:1 - 6:8
Katan Aleph



In This Edition:
1.3 - You Shall NOT Murder
Genesis 4



Parsha Pearls


INTRODUCING PARSHA PEARLS

Don't we all like to start a book at the beginning? It wouldn't make sense to start a book half-way through or at the end because then we won't get a true picture of what the story is all about. We will only get part of the picture or maybe very little and that is why Yahweh introduces His story with the words, "In (the) Beginning". In Hebrew the word is **Bereishit**. We will learn many Hebrew words as we study Yahweh's Word through the parshas and hopefully we will commit them to memory and use them when we speak to our friends, parents and Sabbath school teachers. **Parsha** is another word to know. It means 'portion or divide' and we will have a weekly Scripture portion to go through the Torah cycle. Torah is another word to know. **Torah** means 'teaching and instruction' and generally refers to the first 5 books of the Scriptures also known as the books of Mosheh (Moses). Don't worry if this seems overwhelming. We'll take it week by week and rest assured you will have fun finding treasures in His Word.

Yahweh starts the Scriptures with the words, "In (the) Beginning" because He wants to give us a complete story of His journey with man. This is because He loves us and wants to let us know what He was doing way before you or I were ever born. As you read this lesson, you will look up the verses in the Scriptures, so we should always have our Scriptures near us when doing the parsha studies. When you read the words of the Scriptures, imagine that Yahweh Himself is talking to you. Yahweh is teaching you Himself! We should be excited to dig into His Word and learn some lessons from our Creator.

The Scriptures talk a lot about how we should see Yahweh's Word and how it is like hidden treasure, precious jewels, better than fine silver or gold. The Scriptures also teach us that "it is the esteem of man to search out His Word and the glory of Yahweh to reveal it to us." We are told that we are Yahweh's treasured possession and so let us be like the Bereans who searched the Scriptures daily. May we always be excited, honored and humbled to know Him and treasure up His Torah in our hearts, our minds and with all our might!

So let's get digging and take a journey with Yahweh to explore the Scriptures through the parshas.



BEREISHIT OVERVIEW

"In beginning"... Bereishit

Today, we are starting the 1st book of the Torah, called Bereishit, which means 'in beginning' because the parsha starts with the words, "In (the) beginning." In English, the 1st book of the Torah is called *Genesis*, which means coming into being, or the generations of heaven and earth.

Our 1st year's journey through the book of Bereishit will give us a glimpse into the creation of our beautiful earth; and as we witness the flood we will gain a valuable lesson about how important it is that we follow Yahweh. We will then be introduced to each of our patriarchs and read their life-stories. Bereishit will end with Ya'aqob blessing all his 12 sons; then when we dig into the book of Shemot (Exodus) we'll see what happens to them.

Because each parsha is so rich in information, we will only be able to examine certain parts of each parsha per lesson. We do encourage parents and their children to do their own studies. In future years, we will fill in the pieces from each parsha that we did not cover previously.

Here is a breakdown of the 12 parashot in the book of Bereishit:

- Bereishit (In (the) beginning) - Ch. 1-6
- Noach (Noah) - Ch. 6-11
- Lech-Lecha (Go or Leave) - Ch. 12-17
- Vayeira (He appeared) - Ch. 18-22
- Chayei Sarah (Sarah lived) - Ch. 23-25
- Toldot (Generations) - Ch. 25-28
- Vayetzei (He went out) - Ch. 28-32
- Vayishlach (He sent) - Ch. 32-36
- Vayeishev (He settled) - Ch. 37-40
- Mikeitz (At the end) - Ch. 41-44
- Vayigash (He approached) - Ch. 44-47
- Vayechi (He lived) - Ch. 47-50

We pray that you will be blessed as we begin our study in the 1st book of the Torah. Let's dig in!

SHALOM FROM YMTOI/MTOI



Table of Contents

Parsha Pearls is a comprehensive resource that allows for complete customization by the parent. We understand that if you were to strive to accomplish all aspects of each lesson in one day it would be unrealistic and also overload for the child. It is our intention that this be used 'a la carte' so that it suits your specific needs. Our site caters to printing only the pieces you choose.

This page will provide quick links to get to the portion of the document for which you are looking. When you hover over the title a finger will appear. Click on it and you will be taken directly to that page.

If you are new to Parsha Pearls, we have created an [Introduction](#) document outlining how to use our lessons, as well as a [Scriptural Inspiration](#) document, which explains our titles and the Scriptural inspiration for them. We pray that Parsha Pearls blesses your home and that your children will grow to love the Word and to never depart from keeping Torah. As always, feel free to email us at parshapearls@mtoi.org if you have any questions.

➤ Introducing Parsha Pearls	2
➤ Bereishit Overview	3
Gem Seeking (The Main Lesson)	5
➤ Little Gems Story (Story for Younger Children)	5
➤ Little Gems Story Characters	8
Counting What You Gained (Worksheets)	16
➤ Storing Up Treasure in My Heart (Memory Verse)	16
➤ Seeking Treasure (Questions from the Parsha)	18
➤ Word Search	19
➤ Maze	20
Precious Possessions (Arts & Crafts)	21
➤ Craft	21
➤ Coloring Page	23
Sweetness of Torah	24
➤ Sweet Sounds of Torah (Song Corresponding to the Parsha)	24
➤ Sweet Taste of Torah (Snack Corresponding to the Parsha)	25
Next Week's Treasure Hunt (Looking Ahead to Next Week's Parsha)	26



Gem Seeking

LITTLE GEMS STORY

Parent/Teacher Preparation:

Please see the [Instructions for the Little Gems Story](#) on the YMTOI website. This will help you to understand how to prepare for the story.

You Shall NOT Murder

Shalom, children! Today we are going to hear all about the first families who lived on the earth. Remember Adam and Hawwah, who disobeyed Yahweh and had to be kicked out of the beautiful Garden of Eden? (**Place Adam and Hawwah on board.**) But later, Yahweh gave them the gift of children - 2 healthy sons to cheer them up. (**Place 2 boys on board.**) Does anyone here like to make their parents happy? Yes, I'm sure you do! When their 2 boys grew to be big and strong, they worked hard to provide food. (**Remove 2 boys from board and place Qayin with fruits and vegetables and Hebel with sheep on board.**) The first son, Qayin, became a farmer and grew all kinds of luscious fruits and vegetables. (**Point to Qayin.**) Their second son, Hebel, became a herder of sheep, which provided meat, milk and wool for clothing. (**Point to Hebel.**)

(Remove all characters from board.)

Now, the 2 boys had been taught all about bringing offerings to Yahweh, in order to thank Him for giving them all they needed. (**Place thankful emoji on board.**) Soon it became time to offer their gifts of food to Yahweh. The younger son, Hebel, brought the very best of his flock of sheep. (**Place Hebel and his offering on board.**) They were lambs, and perfect ones in every way. Yahweh liked Hebel's offering very much, because it came from Hebel's heart of love toward Elohim. His older brother Qayin also brought an offering from his fields - big baskets of fruits and vegetables. (**Place Qayin and his offering on board.**)

How many of you know that Yahweh always expects us to honor Him with our very best? I think Qayin was not very careful to do that, because Yahweh did not like Qayin's offering at all. Do you think maybe he offered Yahweh some old fruit that had fallen off the tree a couple of days ago? But hey, it still looked pretty good, so he thought, why not? Maybe he brought heads of lettuce that were just a teensy bit smaller than the rest, or some green beans that were a bit skinny. Maybe Qayin thought Yahweh would not notice. Whatever the problem was, Yahweh was not happy with Qayin's gift. (**Place sad emoji on board.**)



Now, we know that Yahweh always gives His children a chance to make things right. Qayin could have gone back home to get the fattest, freshest lettuce he could find. He could have filled his baskets with the biggest green beans and the juiciest peaches, picked right off the tree. But I'm sad to say that's not what he did. Instead, he got hopping mad at his brother for being such a goody-goody, and went around with a big scowl on his face. **(Place angry emoji on board.)** Has anyone ever made a big scowly-face at you? You'd better stay clear when they look like that! Well, Qayin was so jealous of his brother that Yahweh had to warn him that if he didn't change his attitude, he could be tempted to do some awful sin that he would always regret.

(Remove all characters from board.)

And that's just what happened. One day, when the 2 brothers were out in the field by themselves, Qayin rose up against his younger brother and murdered him in cold blood! **(Place murder scene on board.)** It was just as Yahweh had warned him. Because he never controlled his thoughts, his actions led to the first recorded murder in the Scriptures.

But was Qayin sorry for what he did? Not very. When Yahweh asked him, "Hey, Qayin, where is your brother Hebel?" Qayin spoke disrespectfully to his Creator and pretended he hadn't done anything wrong. Now, do you think Yahweh said, "Okay, I just wondered where he was?" No, of course not! Yahweh knew exactly where Hebel was - he was out in the field, lying dead on the ground. **(Remove all characters from board and place dead scene on board.)** Yahweh had seen the whole thing. Do you ever do something wrong behind your parents' backs, and then act as though you're innocent? We've all done that, haven't we? But guess who knows exactly what you did, and will make sure everyone else knows, too? That's right! Yahweh is faithful to get hold of us whenever we try to lie about our wrongs.

If Qayin had been humble and really sorry about murdering his brother, Yahweh might have made his punishment easier. **(Place humble Qayin on board.)** But because of Qayin's pride and hard heart, Yahweh had to get his attention by giving him a totally frustrating life. Qayin was ordered to leave home and forget about ever being a good farmer again. The fruit trees and vegetables were not going to produce much at all for him, ever. He would be homeless, wandering about in the earth. **(Remove humble Qayin and place Qayin with ragged clothing and blisters on feet on board.)** People would want to kill him for what he had done. But Yahweh showed kindness to Qayin and put a sign on him warning people not to kill him, otherwise they would be severely punished.

At last, Qayin found himself a wife and fathered a son named Hanok. **(Place wife and son on board.)** He built a city for his family to live in and became a great-great-great grandfather of sons and daughters. **(Place city with people on board.)** Some of them lived in tents and became experts at raising livestock **(place man with livestock near tent on board)**, and some of them became really good musicians who played harps and flutes. **(Place harpist and flutist on board.)** Still others worked with metal and learned to make all kinds of tools from bronze and iron. **(Place men working with bronze and iron tools on board.)**



But what about poor Adam and Hawwah? I'm sure they were really, really sad for a while. **(Place sad emoji on board.)** After all, one son was dead and the other was driven away from home as a murderer. Do you think they began to realize what an awful thing it is to disobey Yahweh? I'm sure they did! But Yahweh is so good and kind that He comforted Adam and Hawwah by giving them a third son, named Sheth. **(Place young Sheth on board.)** Sheth turned out to be a truly good boy, like his brother Hebel - loving Yahweh and being obedient to his parents. And when Sheth grew up, he married and became the father of another son, Enosh, who loved Yahweh just as his father and grandfather did. **(Remove young Sheth and replace with adult Sheth, Adam and Enosh on board.)** They made Yahweh very happy, because they taught others about His truth and His laws.

(Remove all characters from board except for adult Sheth and Enosh.)

Through them, a line of Yahweh's faithful leaders came into being on the earth. We will soon see how Yahweh kept this line alive, even when the rest of the earth became horribly bad. Let's thank Yahweh for giving us His good and faithful leaders to show us how to live forever with our loving Creator, no matter what other people may do or think! **(Place thankful emoji on board.)**

Well children, we have come to the end of our story for today. We will see you next week for another exciting Little Gems story!





Adam



Hawwah




Qayin



Hebel



Enosh



Wife and son



Adult Sheth



Young Sheth



Angry emoji



Sad emoji



Thankful emoji

Qayin and his offering



Hebel and his offering



Qayin with ragged clothing and blisters on feet




Humble Qayin



Harpist



Qayin with fruits and vegetables



Flutist



Hebel with sheep

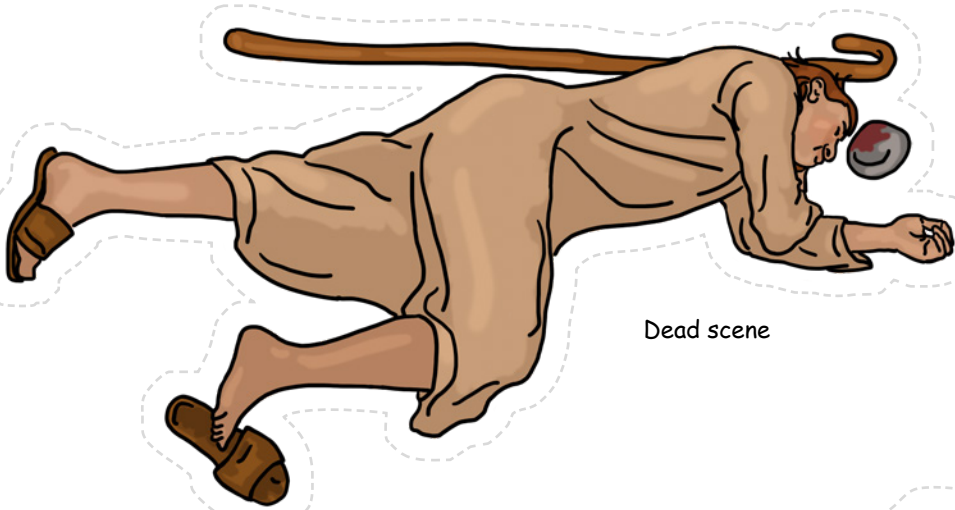


City with people

Men working with bronze and iron tools



Dead scene



Murder scene

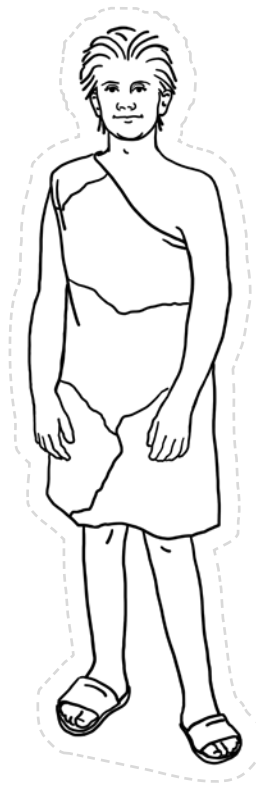




Adam



Hawwah



Qayin



Hebel



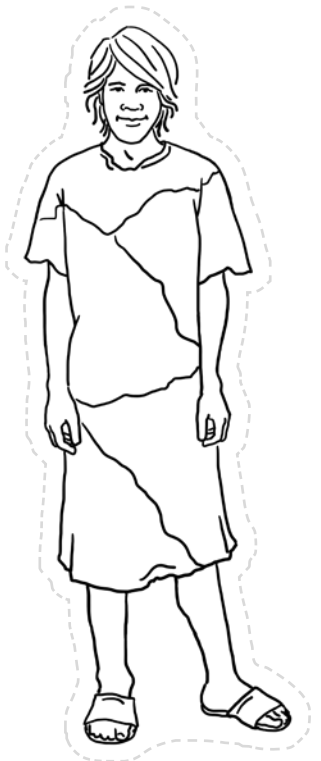
Enosh



Wife and son



Adult Sheth



Young Sheth



Angry emoji




Sad emoji




Thankful emoji

Qayin and his offering



H~~e~~bel and his offering



Harpist



Qayin with ragged clothing and blisters on feet




Humble Qayin



Qayin with fruits and vegetables



Flutist



Hebel with sheep

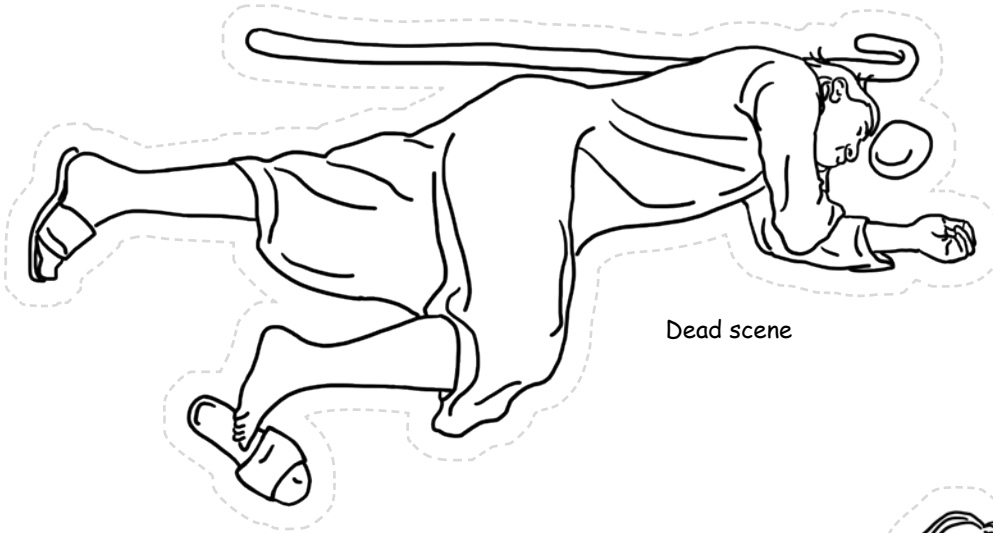


City with people


Men working with bronze and iron tools



Dead scene



Murder scene



Counting What You Gained

This next section is intended to be reinforcement of the lessons learned during this parsha. Choose the activities that best fit your child.

STORING UP TREASURE IN MY HEART

The Katan Aleph memory verse for this Torah portion is Genesis 4:9. If they have not already done so, begin to help them to memorize the verse. Be creative and try acting it out, or putting it to music.



Use this space to draw a picture of the verse memorized.



Use this space to write out the verse memorized.



SEEKING TREASURE

Circle the correct choices.

1. What did Hebel grow up to do? (4:2)



2. What did Qayin grow up to do? (4:2)



3. What emotion did Qayin have when his offering was not accepted? (4:5)



4. What did Qayin do after Yahweh spoke to him? (4:8)



5. What was the name of Adam and Hawwah's 3rd son? (4:25)



Qayin



Hebel




Sheth



Enosh

WORD SEARCH

Search for the hidden words from this week's parsha.



QAYIN

HEBEL

OFFERING

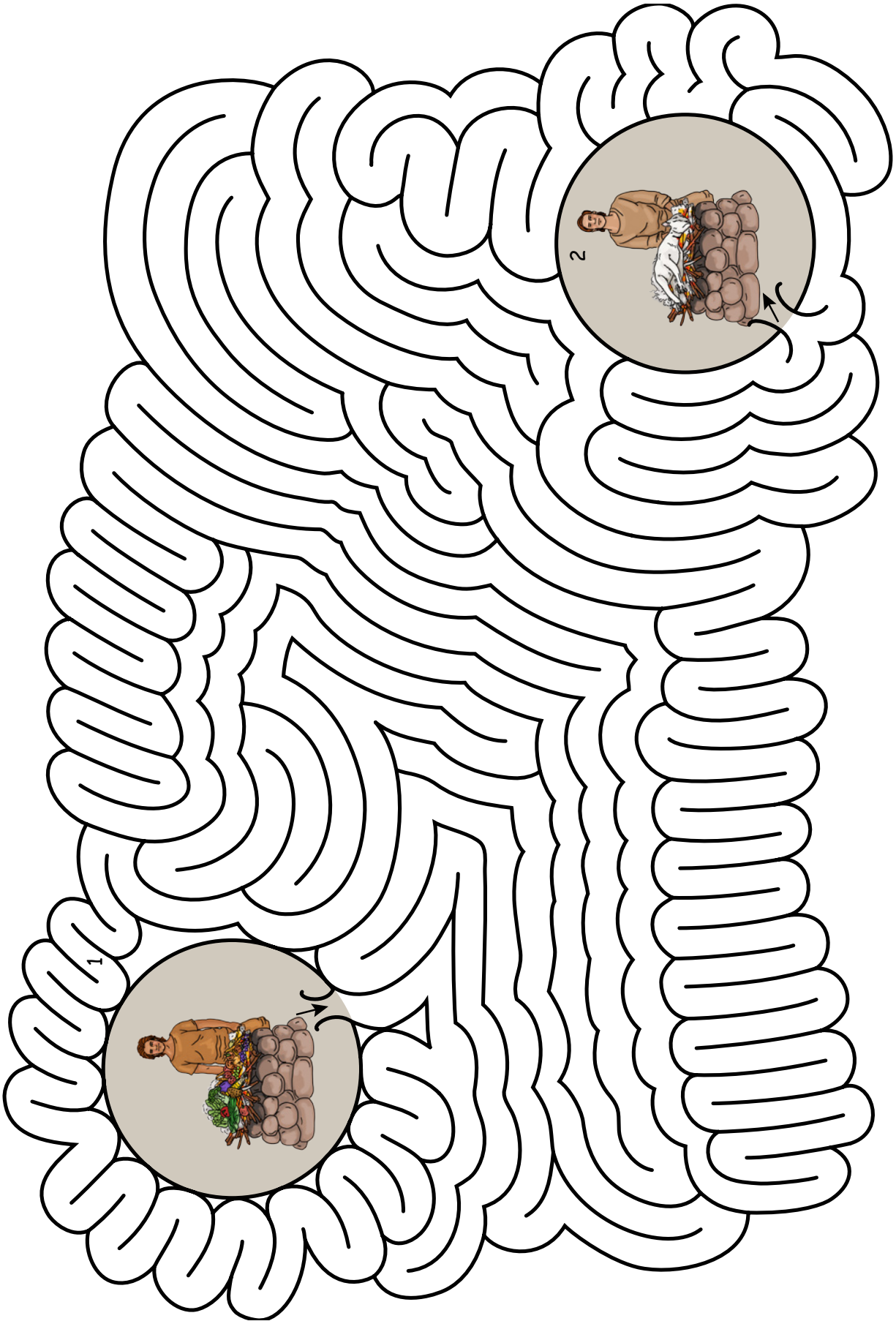
FRUIT

FLOCK

GROUND



MAZE



Precious Possessions

CRAFT

Materials:

- Empty glow sticks container (10½" cardboard tube with end caps)
- Ruler
- Permanent marker
- Knife or other cutting tool
- Sandpaper (to smooth out holes)
- Paint or markers
- Items of choice to decorate flute

Flute

Genesis 4:21



Parent/Teacher Preparation:

- Parents may need to guide/supervise their child with the cutting tools to make the flute holes.

Instructions for the Craft:


- Measure 1¾" from the end of the tube and mark a dot with the permanent marker for the first hole. (P1)
- Using a cutting tool, drill the first hole out to approximately ¼" (P2)
- Roll sandpaper tightly and sand the hole using an up and down motion, being sure to remove any debris so it is clean and smooth. (P3)
- Measure the distance from the same side and make a dot at the 4, 5, 6, 7, 8, and 9 in. increments. (P4)



P1



P2



P3




P4


Instructions for the Craft Cont'd:

- For younger children you may choose to stop drilling holes here as it is easier to make a noise with only one hole. Just skip the next 2 steps if that is the case.
- Drill holes using the cutting tool at each of the 6 marks you just measured. (P5)
- Roll sandpaper tightly and sand the holes using an up and down motion, being sure to remove any debris so they are clean and smooth. (P6)
- Place one endcap from the glow stick tube back on the end with the large hole. (P7)
- Cut a hole of any shape in the other end - a triangle would be easiest to cut. (P8)
- Place the endcap with the hole in it on the other end of the cardboard tube. (P9)
- Decorate flute as desired. (P10)

This craft represents a flute that Yubal who was the father of all those who played the lyre and flute and Qayin's descendent played.



P5



P6



P7




P8



P9



P10



Sweetness of Torah

SWEET SOUNDS OF TORAH

(Sing Praises to His Name)

Here is the link for this song:

https://www.podomatic.com/podcasts/steveberkson/episodes/2022-10-14T04_15_37-07_00

Yahweh's Advice to Qayin

(Genesis 4:7)

If you do well, is it not accepted?
And if you do not do well
Sin is crouching at the door
And its desire is for you
And you should master it

(Repeat)



This is also the memory verse for Katan B/Gadol.

SWEET TASTE OF TORAH

This snack relates to this week's parsha. Please take these as suggestions and make necessary changes based on your individual dietary needs.

Flute

Genesis 4:21



Ingredients:

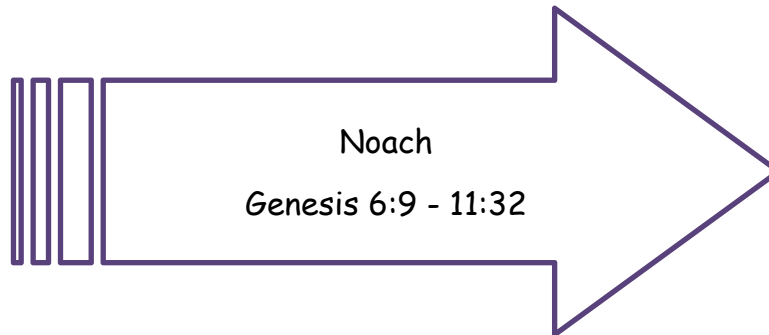
- Pretzel rods
- Marshmallow fluff (used as adhesive)
- M&M's (6 per flute)

Instructions:

Place a small amount of marshmallow fluff on the written side of an M&M's chocolate. Adhere chocolate to the pretzel rod leaving enough space for 6 M&M's pieces.

Next Week's Treasure Hunt

Next Week's Torah Portion



Suggested Reading Schedule

Monday:	Gen. 6:9-22	Yahweh tells Noah to build an ark
Tuesday:	Gen. 7	The story of the flood
Wednesday:	Gen. 8:1-19	The flood is over
Thursday:	Gen. 8:20 - 10:32	The covenant of the rainbow; Noah's drunkenness; Genealogy of Noah's sons
Friday:	Gen. 11	The Tower of Babel; The genealogy of Shem to Abram