

# Parsha Pearls

# Bereishit

“In (the) beginning...”

Genesis 1:1 - 6:8  
Katan Bet/Gadol



In This Edition:

1.3 - You Shall NOT Murder  
**Genesis 4**



---

# Parsha Pearls

---

## INTRODUCING PARSHA PEARLS

Don't we all like to start a book at the beginning? It wouldn't make sense to start a book half-way through or at the end because then we won't get a true picture of what the story is all about. We will only get part of the picture or maybe very little and that is why Yahweh introduces His story with the words, "In (the) Beginning". In Hebrew the word is **Bereishit**. We will learn many Hebrew words as we study Yahweh's Word through the parshas and hopefully we will commit them to memory and use them when we speak to our friends, parents and Sabbath school teachers. **Parsha** is another word to know. It means 'portion or divide' and we will have a weekly Scripture portion to go through the Torah cycle. Torah is another word to know. **Torah** means 'teaching and instruction' and generally refers to the first 5 books of the Scriptures also known as the books of Mosheh (Moses). Don't worry if this seems overwhelming. We'll take it week by week and rest assured you will have fun finding treasures in His Word.

Yahweh starts the Scriptures with the words, "In (the) Beginning" because He wants to give us a complete story of His journey with man. This is because He loves us and wants to let us know what He was doing way before you or I were ever born. As you read this lesson, you will look up the verses in the Scriptures, so we should always have our Scriptures near us when doing the parsha studies. When you read the words of the Scriptures, imagine that Yahweh Himself is talking to you. Yahweh is teaching you Himself! We should be excited to dig into His Word and learn some lessons from our Creator.

The Scriptures talk a lot about how we should see Yahweh's Word and how it is like hidden treasure, precious jewels, better than fine silver or gold. The Scriptures also teach us that "it is the esteem of man to search out His Word and the glory of Yahweh to reveal it to us." We are told that we are Yahweh's treasured possession and so let us be like the Bereans who searched the Scriptures daily. May we always be excited, honored and humbled to know Him and treasure up His Torah in our hearts, our minds and with all our might!

So let's get digging and take a journey with Yahweh to explore the Scriptures through the parshas.



# BEREISHIT OVERVIEW

## "In beginning"... Bereishit

Today, we are starting the 1<sup>st</sup> book of the Torah, called Bereishit, which means 'in beginning' because the parsha starts with the words, "In (the) beginning." In English, the 1<sup>st</sup> book of the Torah is called *Genesis*, which means coming into being, or the generations of heaven and earth.

Our 1<sup>st</sup> year's journey through the book of Bereishit will give us a glimpse into the creation of our beautiful earth; and as we witness the flood we will gain a valuable lesson about how important it is that we follow Yahweh. We will then be introduced to each of our patriarchs and read their life-stories. Bereishit will end with Ya'aqob blessing all his 12 sons; then when we dig into the book of Shemot (Exodus) we'll see what happens to them.

Because each parsha is so rich in information, we will only be able to examine certain parts of each parsha per lesson. We do encourage parents and their children to do their own studies. In future years, we will fill in the pieces from each parsha that we did not cover previously.

**Here is a breakdown of the 12 parashot in the book of Bereishit:**

- Bereishit (In (the) beginning) - Ch. 1-6
- Noach (Noah) - Ch. 6-11
- Lech-Lecha (Go or Leave) - Ch. 12-17
- Vayeira (He appeared) - Ch. 18-22
- Chayei Sarah (Sarah lived) - Ch. 23-25
- Toldot (Generations) - Ch. 25-28
- Vayeitzei (He went out) - Ch. 28-32
- Vayishlach (He sent) - Ch. 32-36
- Vayeishev (He settled) - Ch. 37-40
- Mikeitz (At the end) - Ch. 41-44
- Vayigash (He approached) - Ch. 44-47
- Vayechi (He lived) - Ch. 47-50

We pray that you will be blessed as we begin our study in the 1<sup>st</sup> book of the Torah. Let's dig in!

**SHALOM FROM YMTOI/MTOI**



---

# Table of Contents

---

Parsha Pearls is a comprehensive resource that allows for complete customization by the parent. We understand that if you were to strive to accomplish all aspects of each lesson in one day it would be unrealistic and also overload for the child. It is our intention that this be used 'a la carte' so that it suits your specific needs. Our site caters to printing only the pieces you choose.

This page will provide quick links to get to the portion of the document for which you are looking. When you hover over the title a finger will appear. Click on it and you will be taken directly to that page.

If you are new to Parsha Pearls, we have created an [Introduction](#) document outlining how to use our lessons, as well as a [Scriptural Inspiration](#) document, which explains our titles and the Scriptural inspiration for them. We pray that Parsha Pearls blesses your home and that your children will grow to love the Word and to never depart from keeping Torah. As always, feel free to email us at [parshapearls@mtoi.org](mailto:parshapearls@mtoi.org) if you have any questions.

➤ Introducing Parsha Pearls	2
➤ Bereishit Overview	3
<b>Pearl Seeking</b> (The Main Lesson) . . . . .	<b>5</b>
➤ Treasuring His Word (Overview of the Parsha)	5
➤ Parsha Points (Main Lesson Content)	5
➤ Digging Deeper (Thought Provoking Questions)	7
<b>Searching Out Hebrew</b> (Reading & Writing) . . . . .	<b>8</b>
➤ Words	8
➤ Numbers	8
➤ Word Match	9
➤ Flashcards	10
➤ Writing Hebrew	11
<b>Counting What You Gained</b> (Worksheets) . . . . .	<b>12</b>
➤ Storing Up Treasure In My Heart (Memory Verse)	12
➤ Seeking Treasure (Questions from the Parsha)	14
➤ Word Search	16
➤ Crossword Puzzle	18
➤ Maze	20
<b>Precious Possessions</b> (Arts & Crafts) . . . . .	<b>21</b>
➤ Notebook Page	21
➤ Coloring Page	27
<b>Sweetness of Torah</b> . . . . .	<b>28</b>
➤ Sweet Sounds of Torah (Song Corresponding to the Parsha)	28
➤ Sweet Taste of Torah (Snack Corresponding to the Parsha)	29
<b>Next Week's Treasure Hunt</b> (Looking Ahead to Next Week's Parsha) . . . . .	<b>30</b>



# Pearl Seeking

## TREASURING HIS WORD

Let's do a quick overview of the entire Torah portion:

Monday:	Gen. 1:1-26	Days 1-6 created
Tuesday:	Gen. 1:27 - 2:25	Man, woman and day 7 (Sabbath) created
Wednesday:	Gen. 3	The serpent and man's 1 <sup>st</sup> wrong decision
Thursday:	Gen. 4	Qayin murders Hebel; Genealogy of Qayin
Friday:	Gen. 5:1 - 6:8	Genealogy of Adam to Noah; Yahweh grieves in His heart

In this week's Parsha Pearls lesson, we will be covering the first recorded murder in Scripture. We will also look at the genealogy of Qayin (Cain). Now, let's read Gen. 4.

## PARSHA POINTS

- Adam and Hawwah had their first child—a son, and they named him Qayin (Cain) - 4:1
- Adam and Hawwah had their second child—another son, and they named him Hebel (Abel) - 4:2
- Qayin became a tiller of the ground (**oved adamah**) - 4:2
- Hebel became a keeper of sheep (**ro'eh tzon**) - 4:2
- Qayin brought to Yahweh an offering of the fruit (**p'ri**) of the ground - 4:3
- Hebel brought to Yahweh the first-born of his flock and of their fat - 4:4
- Yahweh looked favorably upon Hebel's offering (**minchah**), but would not accept Qayin's - 4:4-5
- Qayin became very angry, and his face reflected it - 4:5
- Yahweh counseled Qayin to repent of the bitter attitude of his heart, and to return to do good - 4:6-7
- Yahweh warned Qayin that sin was lying at his door, waiting for him, but he must resist it and choose to do good to be accepted by Him - 4:7
- In spite of Yahweh's words, Qayin went out into the field with Hebel his brother, then rose up against him and killed him - 4:8
- Yahweh then asked Qayin where his brother was, but Qayin replied, "I do not know." - 4:9
- Furthermore, he challenged Yahweh by asking, "Am I my brother's guard (keeper)?" - 4:9



- But Yahweh knew what Qayin had done, and said, "What have you done? Your brothers blood cries out to Me from the ground." - 4:10
- Yahweh pronounced His judgment and curse upon Qayin because of his actions. From this point on, Qayin would (4:11-12):
  - till the ground, but it would no longer yield the abundance it did before
  - become a fugitive and a wanderer upon the earth
- Qayin complained that (4:13-14):
  - his punishment was too much for him to bear
  - people would know that Yahweh had driven him out and removed His protection from him, and would want to kill him
- Yahweh provided Qayin with assurance and placed on him a sign, so that wherever he went, people would know that anyone killing Qayin would receive upon themselves sevenfold (**sheva**) vengeance - 4:15
- After Qayin was driven out, he went east of Eden to a place called Nod (meaning, 'wandering') and dwelt there - 4:16
- He married there and had a son whom he named Hanok (Enoch) - 4:17
- Qayin built a city and named it after his son Hanok - 4:17
- Qayin's Genealogy (4:17-22):
  - Hanok (Enoch)
  - Irad
  - Mehuya'el
  - Methusa'el
  - Lemek

- Lemek had 2 (**shtayim**) wives

- Adah bore him:

- Yabal - father of those who dwell in tents with livestock
- Yubal - father of those who play the lyre and flute

- Tsillah bore him:

- Tubal-Qayin - a smith of all kinds of tools in bronze and iron
- Na'amah (sister of Tubal-Qayin)

- Adam and Hawwah gave birth to another son and named him Sheth (Seth), because Elohim had given them a son to replace Hebel - 4:25
- Sheth also had a son, who was named Enosh. After this, men began to call on the Name of Yahweh - 4:26



# DIGGING DEEPER

Parents/Teachers may choose to use these prompts for further discussion of the Torah portion.

- Why do you think Yahweh accepted Hebel's offering and not Qayin's? Do you think that both brothers knew what Yahweh expected of them, yet Qayin chose to not obey?
- Read Hebrews 11:4-6. What is the belief that Hebel exhibited? What is the disbelief that Qayin exhibited?
- Note that this event is the first recorded murder in the Scriptures. Compare the Hebrew word for kill with the Hebrew word for murder. What are the differences in their meaning? Which one is against Commandment #6? What of the 7 Things Yahweh Hates manifested in this story?
- What does Nod mean, and why is this significant for Qayin's punishment? Notice Yahweh's mercy on Qayin in placing a sign on him so that no one would be allowed to murder him. Why do you think Yahweh did this? Do you think Qayin ever truly repented?
- Discuss how the life of Lemek, from the line of Qayin, is noteworthy. His is the first recorded mention of plural marriage. He also confessed to murdering someone and recognized that he would be hunted down.
- Research the meaning of the name Sheth. Notice that his line begins calling upon the name of Yahweh. How is this important as we study Scripture? What does that mean? Does it have anything to do with Commandment #3?



# Searching Out Hebrew

Parents/Teachers can print out the '[Hebrew Pronunciation Guide](#)' to help with the pronunciation of Hebrew names and words. They can be cut out and used in conjunction with the Flashcards.

## WORDS

Parents/Teachers see the following page for 3 x 5 card cut outs of the words from this week's parsha. If printed on cardstock, they can be kept in a box to reinforce learning.

Oved Adamah ( **עבד אדמה** ) - tiller of the ground

Ro'eh Tzon ( **רעה צאן** ) - keeper of sheep

P'ri ( **פרי** ) - fruit

Minchah ( **מנחה** ) - offering

## NUMBERS

Parents/Teachers can print out these numbers to have as additional resources. These can be found under the 'Resources' tab on the YMTOI website.

2 - shtayim

7 - sheva



# WORD MATCH

Match this week's Hebrew words to their correct definition.

Minchah

Fruit

Oved Adamah

Keeper of Sheep

P'ri

Offering

Ro'eh Tzon

Tiller of the Ground



# FLASHCARDS

רעה צאן

**Ro'eh Tzon**

Ro-eh tz-on  
keeper of sheep

עבד אדמה

**Oved Adamah**

O-ved a-da-mah  
tiller of the ground

פרי

**P'ri**

P-ri  
fruit

מנחה

**Minchah**

Min-chah  
offering

# WRITING HEBREW

Ro'eh Tzon (keeper of sheep)

רעה צאן

Nun Sofit Aleph Tsade Hey Ayin Resh  
 רעה צאן

---



---



---

Oved Adamah (tiller of the ground)

עבד אדמה

Hey Mem Dalet Aleph Dalet Vet Ayin  
 עבד אדמה

---



---



---

P'ri (fruit)

פרי

Yud Resh Pey  
 פרי

---



---



---

Minchah (offering)

מנחה

Hey Chet Nun Mem  
 מנחה

---



---



---

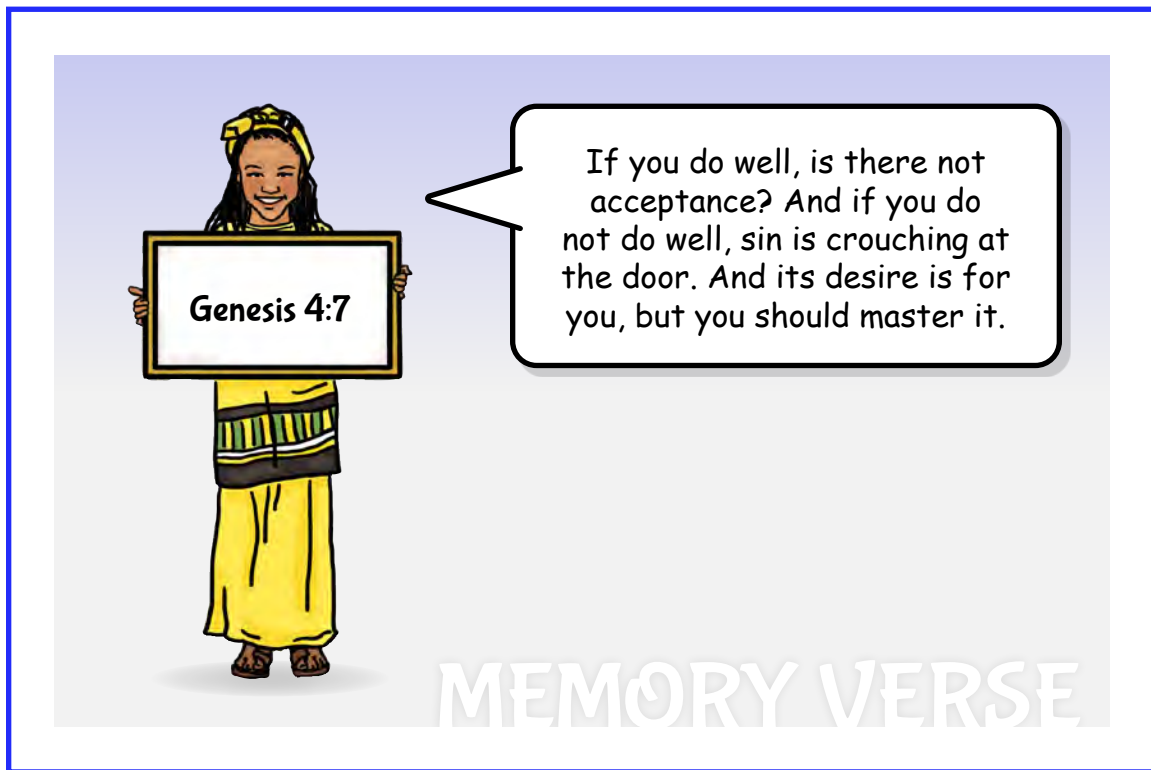


# Counting What You Gained

This next section is intended to be reinforcement of the lessons learned during this parsha. Choose the activities that best fit your child.

## STORING UP TREASURE IN MY HEART

The Katan Bet and Gadol memory verse is *Genesis 4:7*. You can review the verse with them by reciting it out loud, acting it out, putting it to music...whatever works for you.



**Use this space to draw a picture of the verse memorized.**



**Use this space to write out the verse memorized.**

---

---

---

---

---

---

---

---

---

---

---

---

---

---

---

---

---

---



# SEEKING TREASURE

1.



What were the names of the 2 sons of Adam and Hawwah?

---

---

(4:1-2)

2.




Circle the occupation of Qayin.

doctor    tiller of the ground    rancher

accountant    keeper of sheep

(4:2)

3.




Circle the occupation of Hebel.

doctor    tiller of the ground    rancher

accountant    keeper of sheep

(4:2)

4.




Yahweh accepted Qayin's offering.

T / F

(4:4-5)

5.



What did Qayin do after he had a talk with Yahweh?

He prayed and fasted

He thanked Yahweh for the advice

He killed his brother Hebel

He made himself a stew

(4:8)

6.



What did Qayin say after Yahweh asked him about where Hebel was?

I do \_\_\_\_\_ know. Am I my brother's \_\_\_\_\_?

(4:9)

7.



Yahweh said that if anyone wanted to take vengeance on Qayin, they would receive a sevenfold punishment.

T / F

(4:15)

8.



Qayin had to leave the land of Eden. Where did he end up?

Nod    Kena'an

America    Mitsrayim

(4:16)

9.




What was the name of Adam and Hawwah's 3<sup>rd</sup> son?

Yabal    Yubal    Hanok

Lemek    Sheth    Enosh

(4:25)

10.




And to \_\_\_\_\_, to him also a son was \_\_\_\_\_ . And he called his name \_\_\_\_\_. Then it was begun to call upon the \_\_\_\_\_ of Yahweh.

(4:26)

# WORD SEARCH

Search for the hidden words from this week's parsha.



ADAM  
HEBEL  
FRUIT  
BLOOD  
FUGITIVE  
VENGEANCE  
FLUTE


HAWWAH  
SHETH  
SHEEP  
KILL  
WANDERER  
SEVENFOLD  
BRONZE

QAYIN  
OFFERING  
GROUND  
CURSED  
PUNISHMENT  
LYRE  
IRON





# Answer Key



ADAM  
 HEBEL  
 FRUIT  
 BLOOD  
 FUGITIVE  
 VENGEANCE  
 FLUTE


HAWWAH  
 SHETH  
 SHEEP  
 KILL  
 WANDERER  
 SEVENFOLD  
 BRONZE

QAYIN  
 OFFERING  
 GROUND  
 CURSED  
 PUNISHMENT  
 LYRE  
 IRON



# CROSSWORD PUZZLE

Complete the crossword using words from this week's parsha.



## Across

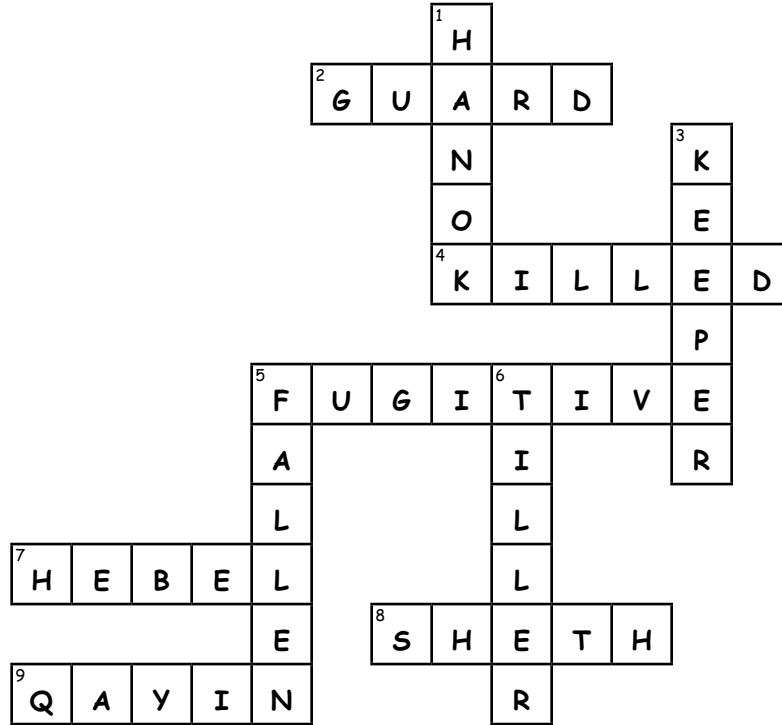
2. Qayin responded to Yahweh, 'Am I my brother's \_\_\_\_\_?'
4. Qayin rose up against his brother and \_\_\_\_\_ him.
5. Qayin was to be a \_\_\_\_\_ and a wanderer on the earth.
7. The name of Adam and Hawwah's 2<sup>nd</sup> son.
8. The name of Adam and Hawwah's 3<sup>rd</sup> son.
9. The name of Adam and Hawwah's 1<sup>st</sup> son.

## Down

1. Qayin named the city he built after his son. What is it?
3. Hebel became a \_\_\_\_\_ of sheep.
5. Yahweh asked Qayin, 'Why is your face \_\_\_\_\_?'
6. Qayin became a \_\_\_\_\_ of the ground.



# Answer Key



## Across

- Qayin responded to Yahweh, 'Am I my brother's (**guard**)?'
- Qayin rose up against his brother and (**killed**) him.
- Qayin was to be a (**fugitive**) and a wanderer on the earth.
- The name of Adam and Hawwah's 2<sup>nd</sup> son. (**Hebel**)
- The name of Adam and Hawwah's 3<sup>rd</sup> son. (**Sheth**)
- The name of Adam and Hawwah's 1<sup>st</sup> son. (**Qayin**)

## Down

- Qayin named the city he built after his son. What is it? (**Hanok**)
- Hebel became a (**keeper**) of sheep.
- Yahweh asked Qayin, 'Why is your face (**fallen**)?'
- Qayin became a (**tiller**) of the ground.



# MAZE



# Precious Possessions

## NOTEBOOK PAGE

### Materials:

- Cardstock - white
- Tissue paper - red, orange, yellow (for flames)
- Puffy paint - black, gray (for smoke)
- Double-sided tape
- Double-sided foam dimensional
- Scissors
- Glue stick
- Coloring pencils, crayons or markers
- Notebook Templates: Main Page & A (BW) or Main Page & B (color)

#### Parent/Teacher Preparation:

- Print Notebook Templates of choice on white cardstock.

### Qayin's and Hebel's Offerings

Genesis 4:3-4



### Instructions for the Notebook Page:

- If using BW Templates, color using medium of choice.
- Cut out all Template pieces. (P1)

#### Qayin's Offering

- Apply black and gray puffy paint to the smoke on the Main Page. Allow to dry. (P2a, P2b)
- Adhere a foam dimensional to the back of Qayin's offering. (P3)
- Place Qayin's offering on the Main Page below the smoke, to the left and in front of Qayin. (P4)



P1



P2a



P2b



P3



P4

## Instructions for the Notebook Page Cont'd:

### Hebel's Offering

- Adhere a foam dimensional to the back of the lamb. (P5)
- Roll double-sided tape on the front of the lamb toward the top. (P6)
- Tear red, orange and yellow tissues in very small, jagged strips. (P6)
- Adhere tissues on the lamb overlapping the colors to create flames. (P7)
- Place the dimensionalized lamb over the one on the Main Page. (P8)


### Hebrew Words

- Write the following directly on the Main Page or on a piece of colored cardstock and glue to the page:
  - 1) Oved Adamah 2) עבד אדמה 3) Tiller of the Ground (P9)
  - 1) Ro'eh Tzon 2) רעה צאן 3) Keeper of Sheep (P10)

*You now have a visual representation of Qayin and Hebel's offerings that were brought to Yahweh.*



P5



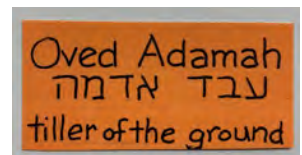
P6



P7



P8



P9



P10













---

# Sweetness of Torah

---

## SWEET SOUNDS OF TORAH

(Sing Praises to His Name)

Here is the link for this song:

[https://www.podomatic.com/podcasts/steveberkson/episodes/2022-10-14T04\\_15\\_37-07\\_00](https://www.podomatic.com/podcasts/steveberkson/episodes/2022-10-14T04_15_37-07_00)

### Yahweh's Advice to Qayin (Genesis 4:7)

If you do well, is it not accepted?  
And if you do not do well  
Sin is crouching at the door  
And its desire is for you  
And you should master it

(Repeat)



This is also the memory verse for Katan B/Gadol.

# SWEET TASTE OF TORAH

This snack relates to this week's parsha. Please take these as suggestions and make necessary changes based on your individual dietary needs.

## Flute

Genesis 4:21



## Ingredients:

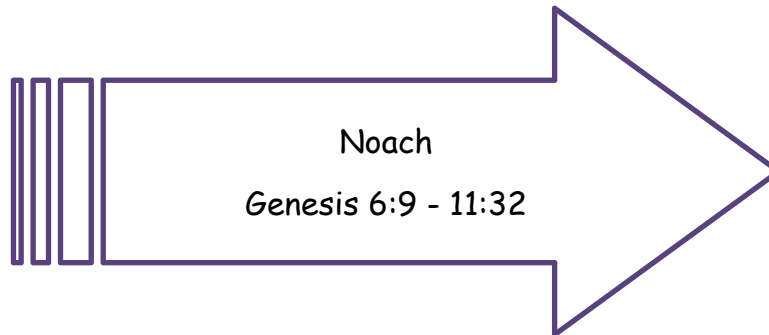
- Pretzel rods
- Marshmallow fluff (used as adhesive)
- M&M's (6 per flute)

## Instructions:

Place a small amount of marshmallow fluff on the written side of an M&M's chocolate. Adhere chocolate to the pretzel rod leaving enough space for 6 M&M's pieces.

# Next Week's Treasure Hunt

## Next Week's Torah Portion



## Suggested Reading Schedule

Monday:	Gen. 6:9-22	Yahweh tells Noah to build an ark
Tuesday:	Gen. 7	The story of the flood
Wednesday:	Gen. 8:1-19	The flood is over
Thursday:	Gen. 8:20 - 10:32	The covenant of the rainbow; Noah's drunkenness; Genealogy of Noah's sons
Friday:	Gen. 11	The Tower of Babel; The genealogy of Shem to Abram