

Parsha Pearls

Vayeira

"He Appeared"

Genesis 18:1 - 22:24

Katan Bet/Gadol



In This Edition:

4.1 - Great Balls of Fire

Genesis 18; 19:1-29



Table of Contents

Parsha Pearls is a comprehensive resource that allows for complete customization by the parent. We understand that if you were to strive to accomplish all aspects of each lesson in one day it would be unrealistic and also overload for the child. It is our intention that this be used 'a la carte' so that it suits your specific needs. Our site caters to printing only the pieces you choose.

This page will provide quick links to get to the portion of the document for which you are looking. When you hover over the title a finger will appear. Click on it and you will be taken directly to that page.

If you are new to Parsha Pearls, we have created an [Introduction](#) document outlining how to use our lessons, as well as a [Scriptural Inspiration](#) document, which explains our titles and the Scriptural inspiration for them. We pray that Parsha Pearls blesses your home and that your children will grow to love the Word and to never depart from keeping Torah. As always, feel free to email us at parshapearls@mtoi.org if you have any questions.

Pearl Seeking (The Main Lesson)	3
➤ Treasuring His Word (Overview of the Parsha)	3
➤ Parsha Points (Main Lesson Content)	3
➤ Digging Deeper (Thought Provoking Questions)	5
Searching Out Hebrew (Reading & Writing)	6
➤ Words	6
➤ Numbers	6
➤ Word Match	7
➤ Flashcards	8
➤ Writing Hebrew	9
Counting What You Gained (Worksheets)	10
➤ Storing Up Treasure In My Heart (Memory Verse)	10
➤ Seeking Treasure (Questions from the Parsha)	12
➤ Word Search	15
➤ Crossword Puzzle	17
➤ Maze	19
Precious Possessions (Arts & Crafts)	20
➤ Notebook Page	20
➤ Coloring Page	26
Sweetness of Torah	28
➤ Sweet Sounds of Torah (Song corresponding to the Parsha)	28
➤ Sweet Taste of Torah (Snack Corresponding to the Parsha)	29
Next Week's Treasure Hunt (Looking ahead to Next Week's Parsha)	30



Pearl Seeking

TREASURING HIS WORD

Let's do a quick overview of the entire Torah portion:

Monday:	Gen. 18	Yahweh visits <u>A</u> braham; Sarah is going to have Yitshaq; <u>A</u> braham bargains with Yahweh
Tuesday:	Gen. 19	The story of <u>S</u> edom and Amorah; The origin of <u>M</u> o'ab and Ammon
Wednesday:	Gen. 20	Sarah and <u>A</u> bimelek
Thursday:	Gen. 21	The birth of Yitshaq; <u>A</u> braham sends Hagar and Yishma'el away; <u>A</u> braham and <u>A</u> bimelek make a covenant
Friday:	Gen. 22	Elohim tests <u>A</u> braham, <u>A</u> braham offers up Yitshaq; The covenant is re-established


In this week's Parsha Pearls lesson, we will be covering the story of Lot's rescue from Sedom and Amorah. Now, let's read Gen. 18 & 19:1-29.

PARSHA POINTS


- Yahweh appeared to Abraham by the terebinth (oak) trees of Mamre - 18:1
- Abraham lifted his eyes and saw 3 (**shalosh**) men from his tent - 18:2
- Abraham asked Yahweh to visit with him if he had found favor in His eyes - 18:3
- Abraham had his visitors wash their feet - 18:4
- Abraham served his visitors bread, curds, milk and a calf as a meal - 18:5-8
- The visitors told Abraham that Sarah was finally going to have a baby boy - 18:10
- Sarah laughed to herself when she heard that she was finally going to have a baby in her old age - 18:12
- Yahweh asked Abraham why Sarah laughed - 18:13
- The men told Abraham that there was no matter too hard for Yahweh to do, and that 9 (**tesha**) months from then she would have a son - 18:14
- Sarah denied that she laughed because she was afraid, but Yahweh told Sarah that she did laugh - 18:15
- Yahweh stayed with Abraham and sent the other 2 (**shtayim**) men to see the sins of Sedom and Amorah, where Lot was living with his family - 18:16-22



- Yahweh told Abraham the fate of Sedom and Amorah because Abraham had guarded the way of Yahweh and did righteousness and right-ruling in his walk - 18:17-21
- Abraham appealed to Yahweh by saying things like...as he began to bargain with Yahweh (18:23-32):
 - "Would you also destroy the righteous with the wrong?"
 - "Far be it for you to act in this way"
 - "Does not the Judge of all the earth not do right?"
 - "I who am but dust and ashes"
 - "Let not Yahweh be displeased"
 - "I have taken it upon myself to speak to Yahweh"
 - "Let me speak only this time"
- Abraham tried to save the city where Lot and his family lived by asking Yahweh would He destroy the place if there were (18:24-32):
 - 50 (**chamishim**) righteous?
 - 45 (**arba'im v'chamesh**) righteous?
 - 40 (**arba'im**) righteous?
 - 30 (**shloshim**) righteous?
 - 20 (**esrim**) righteous?
 - 10 (**eser**) righteous?
- After Yahweh answered Abraham for the final time, He went away - 18:33
- The 2 messengers arrived in Sedom in the evening and Lot invited them to his home - 19:1-2
- Lot made a feast with unleavened bread for the 2 messengers to eat - 19:3
- Sinful men - both old and young - surrounded Lot's home - 19:4
- Lot went out to talk to the men and reason with them - 19:6-7
- The men refused to leave and tried to break down Lot's door to get in - 19:9
- The 2 messengers pulled Lot back into his home and struck the people at the door with blindness - 19:10-11
- The 2 messengers told Lot to take all his family out of Sedom because Yahweh had sent them to destroy the city - 19:12-13
- Lot's sons-in-law thought Lot was joking - 19:14
- In the morning, the 2 messengers took the hand of Lot, his wife and his 2 daughters and set them outside the city, because they had compassion on them - 19:15-16
- The 2 messengers told Lot and his family NOT to look behind them nor to stay anywhere near the city, but to flee to the mountains or else they would be consumed - 19:17



- Like his uncle Abraham (19:19-22):
 - Lot recognized that he had favor and was shown kindness by the 2 messengers saving his life
 - Lot also bargained with the 2 messengers because of their kindness, and asked if he could instead go to another nearby city named Tso'ar
- Yahweh rained down sulfur (**gophrith**) and fire (**aish**) on Sedom and Amorah from heaven - 19:24
- Lot's wife didn't follow the instruction given by the 2 messengers and looked back at the city, and became a post (pillar) (**netsiv**) of salt (**melach**) - 19:17, 26
- Abraham saw the smoke from Sedom and Amorah from where he lived - 19:27-28
- Elohim had remembered Abraham when He spared Lot and his family - 19:29



DIGGING DEEPER

Parents/Teachers may choose to use these prompts for further discussion of the Torah portion.

- In the last parsha (17:5), Yahweh changed Abram's name to Abraham. Discuss what the names mean and why it was changed. Find Scriptural support.
- Discuss that Yahweh (Yeshua) was one of the 3 men who visited Abraham and why this is important. (18:2-3, 15)
- Notice that milk and meat were served together at the meal that Abraham gave to Yahweh (Yeshua). (18:8) Talk about the significance of this.
- Explain the meanings of guard, righteousness and right-ruling. (18:19)
- Let's talk about some verses which support that Yahweh (Yeshua) is the judge of all the earth. (18:25; also see Is. 33:22, Ps. 50:6; 75:7, Jas. 4:12)
- In this parsha we see homosexuality mentioned for the very first time. (19:5) How does Yahweh view this? Find Scriptural references to support this and discuss.
- Look at other Scriptural references to Sedom and Amorah's destruction and discuss. (19:24, 28)

Searching Out Hebrew

Parents/Teachers can print out the '[Hebrew Pronunciation Guide](#)' to help with the pronunciation of Hebrew names and words. They can be cut out and used in conjunction with the Flashcards.

WORDS

Parents/Teachers see the following page for 3 x 5 card cut outs of the words from this week's parsha. If printed on cardstock, they can be kept in a box to reinforce learning.

Gophrith (גפרית) - sulfur

Aish (אש) - fire

Netsiv (נציב) - post/pillar

Melach (מלח) - salt

NUMBERS

Parents/Teachers can print out these numbers to have as additional resources. These can be found under the 'Resources' tab on the YMTOI website.

2 - shtayim

3 - shalosh

9 - tesha

10 - eser

20 - esrim

30 - shloshim

40 - arba'im

45 - arba'im v'chamesh

50 - chamishim

WORD MATCH

Match this week's Hebrew words to their correct definition.

Aish

Fire

Gophrith

Post/pillar

Melach

Salt

Netsiv

Sulfur



FLASHCARDS

אש

Aish

A-ish

fire

מלח

Melach

Me-lach

salt

גפרית

Gophrith

Goph-rith

sulfur

נציב

Netsiv

Nets-iv

post/pillar



WRITING HEBREW

Aish (fire)

אש

Shin
Aleph
אש

Gophrith (sulfur)

גפרית

Tav
Yud
Resh
Fey
Gimel
גפרית

Melach (salt)

מלח

Chet
Lamed
Mem
מלח

Netsiv (post/pillar)

נצב

Vet
Yud
Tsade
Nun
נצב

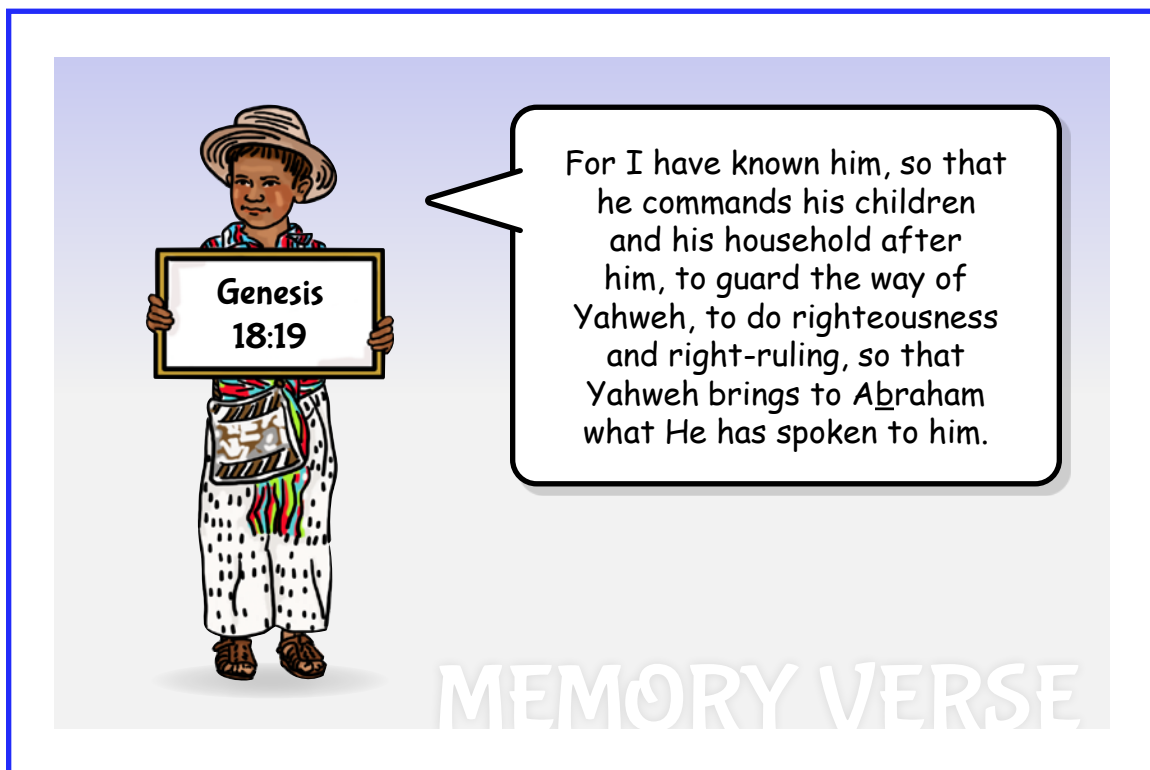


Counting What You Gained

This next section is intended to be reinforcement of the lessons learned during this parsha. Choose the activities that best fit your child.

STORING UP TREASURE IN MY HEART

The Katan Bet and Gadol memory verse is *Genesis 18:19*. You can review the verse with them by reciting it out loud, acting it out, putting it to music...whatever works for you.



Genesis
18:19

For I have known him, so that he commands his children and his household after him, to guard the way of Yahweh, to do righteousness and right-ruling, so that Yahweh brings to Abraham what He has spoken to him.

MEMORY VERSE

SEEKING TREASURE



1.

How many men visited Abraham in his tent?

(18:2)



2.


What food did Abraham serve his guests?

Circle the correct choices.

bread water cakes curds

orange juice milk calf chicken

(18:4-8)




3.

And Sarah cried within herself, saying, "After I have grown old, shall I have sorrow, my master being old too?"

T / F


(18:12)



4.

"Is any _____ too hard for Yahweh? At the _____ I am going to return to you, according to the _____ of life, and _____ is to have a _____."

(18:14)



5.

But Sarah _____ it, saying, "I did not _____," for she was _____. And He said, "No, but you did _____!"


(18:15)



6.

"For I have known him, so that he _____ his children and his household after him, to _____ the _____ of Yahweh, to do _____ and _____ - _____, so that Yahweh brings to Abraham what He has spoken to him."

(18:19)



7.

What does Abraham call Yahweh in 18:25?

8.



Write down the different amounts of people that Abraham bargained with Yahweh to spare.

- | | |
|----------|----------|
| 1. _____ | 4. _____ |
| 2. _____ | 5. _____ |
| 3. _____ | 6. _____ |

(18:26-32)

9.

How many messengers visited Lot in Sodom?

(19:1)




11.

Were Lot's daughters married?

Yes / No

(19:12, 14)



10.

Both Abraham and Lot performed the same acts of hospitality to their visitors. What were they?

- | | |
|----------|--------------|
| 1. _____ | (18:2; 19:1) |
| 2. _____ | (18:4; 19:2) |
| 3. _____ | (18:5; 19:3) |

12.

"For we are going to _____ this place, because the cry against them has grown _____ before the _____ of Yahweh, and Yahweh has sent us to _____ it."

(19:13)




13.

Did Lot's sons-in-law believe the messenger's message?

Yes / No

(19:14)



14.

Who left with Lot?

Circle the correct choice.

- sons-in-law 2 daughters sons
grandchildren wife

(19:15)






15.

Did Lot and his family hurry to get out of the city?

Yes / No

(19:16)



16.

What was the specific instruction to Lot and his family?

"_____ for your life! Do not _____
you nor stay anywhere in the plain. Escape to the _____,
lest you be _____."



17.

Did Lot try to bargain or negotiate the plan with the messengers just like his uncle Abraham?

Yes / No

(19:18-20)



18.


Where did Lot and his family flee to?

Circle the correct choices.

Beyth Lechem Yerushalayim

Tso'ar Ur

(19:22)



19.

What did Yahweh rain down from heaven?

_____ and _____

(19:24)

What did it look like to Abraham?

_____ of a _____

(19:28)



20.

What happened to Lot's wife?

Circle the correct choice.

she became a heap of sand

she became a post/pillar of salt

she became a mound of chocolate

(19:26)



WORD SEARCH

Search for the hidden words from this week's parsha.




RIGHTEOUS
 DUST
 FIFTY
 THIRTY
 TWO MESSENGERS
 ESCAPE
 LOT

OUTCRY
 ASHES
 FORTY-FIVE
 TWENTY
 SONS-IN-LAW
 SULFUR
 COMPASSION

JUDGE
 DESTROY
 FORTY
 TEN
 DAUGHTERS
 FIRE



Answer Key



RIGHTEOUS
 DUST
 FIFTY
 THIRTY
 TWO MESSENGERS
 ESCAPE
 LOT


OUTCRY
 ASHES
 FORTY-FIVE
 TWENTY
 SONS-IN-LAW
 SULFUR
 COMPASSION

JUDGE
 DESTROY
 FORTY
 TEN
 DAUGHTERS
 FIRE



CROSSWORD PUZZLE

Complete the crossword using words from this week's parsha.



Down


1. Abraham looked toward the city and saw the _____ that went up like a furnace.
2. What was the name of the tree that Yahweh appeared to Abraham by?
4. Abraham asked Yahweh if He would _____ the righteous with the wrong.
6. Sarah _____ within herself when she heard the news.
7. What was the name of the city Lot lived in?
8. Lot's wife looked back and became a pillar of _____.

Across

2. What was the minimal number of people that Yahweh said He would NOT destroy the city for?
3. Sarah _____ it when she was told that she laughed.
5. The 2 messengers struck those at the door with _____.
7. Yahweh rained down _____ and fire on Sedom.
9. What did the messengers grab hold of when Lot and his family lingered?
10. The 3 men told Sarah that she was going to have a baby _____.



Answer Key



Down


1. Abraham looked toward the city and saw the **smoke** that went up like a furnace.
2. What was the name of the tree that Yahweh appeared to Abraham by? **terebinth**
4. Abraham asked Yahweh if he would **destroy** the righteous with the wrong.
6. Sarah **laughed** within herself when she heard the news.
7. What was the name of the city Lot lived in? **Sedom**
8. Lot's wife looked back and became a pillar of **salt**.

Across

2. What was the minimal number of people that Yahweh said He would NOT destroy the city for? **ten**
3. Sarah **denied** it when she was told that she laughed.
5. The 2 messengers struck those at the door with **blindness**.
7. Yahweh rained down **sulfur** and fire on Sedom.
9. What did the messengers grab hold of when Lot and his family lingered? **hand**
10. The 3 men told Sarah that she was going to have a baby **boy**.



MAZE



Precious Possessions

NOTEBOOK PAGE

Materials:

- Cardstock - black & white
- Cardstock - color of choice (for Hebrew words)
- Craft sticks - jumbo (1) & regular (3)
- Q-tips
- Tinsel pompoms & pipe cleaners
- Tissue paper - red, orange & yellow (for fire and sulfur)
- Glitter paint or puffy paint - red & yellow
- Paint - red & yellow (to dip Q-tips in)
- Mod Podge
- Sponge brush
- Salt
- Mini rubber bands
- Brads
- Puncturing tool
- Double-sided foam dimensional
- Clear tape
- Glue
- Scissors
- Pencil
- Crayons, coloring pencils or markers
- Notebook Templates: A (BW) or B (color)

Parent/Teacher Preparation:


- Print Notebook Templates of choice on white cardstock.
- Depending on the skill of the child, you may need to make the holes on Lot's wife and on the Main Page, as well as create the hanger from the rubber bands so as to not tear Lot's wife.

Instructions for the Notebook Page:

- If using BW Templates, color using medium of choice.
- Cut out all characters. (P1)

Fleeing Sodom & Amarah

Genesis 19:15, 24, 26



P1

Instructions for the Notebook Page cont'd

Lot's wife

- Glue Lot's wife outline template to the back of Lot's wife making sure that the matching sides are back-to-back. (P2)
- Using a puncturing tool, poke a small hole at the top of the head on her hair and on the dress slightly above the hem. (P3a, P3b)
- Using your puncturing tool, insert mini rubber bands through both holes carefully.
- Bring one end of the rubber band over the head and insert it through the loop at the other end - pull to make a hanger. Do the same thing for the hole on the dress. (P4)
- Apply *Mod Podge* to the blank side using a sponge. (P5)
- Sprinkle salt or sand onto the outline and let it dry. (P6)
- Set Lot's wife aside.



P2



P3a



P3b



P4



P5

Sedom

- Stack 3 regular popsicle sticks and connect using tape of choice. (P7)
- Cut a jumbo popsicle stick into thirds and use 2 of the rectangles to make turrets or towers above the walls. (P8)
- Connect to the walls using tape of choice. (P8)
- Using a pencil, draw bricks, windows and a doorway on Sedom. (P9)
- Glue Sedom to Main Page on the left side about 1/3 of the way from the top. (P10)
- Using a white crayon or coloring pencil, draw a road coming from Sedom out towards the right corner edge of the cardstock, making it wider as it gets closer to the bottom of the page. (P10)




P6



P7



P8



P9



P10

Instructions for the Notebook Page cont'd

Sulfur and Fire

- Cut several *Q-tips* leaving the cotton part and small piece of the plastic to be balls of sulfur and fire coming down. (P11)
- Dip the *Q-tips* in red and yellow paint.
- Lay them on the cardstock over the city. Allow to dry. (P11)
- Glue glitter pompoms and/or tinsel onto the page to represent the fire balls. You can also use glitter paint or puffy paint instead. (P11)
- Cut small pieces of red, orange and yellow tissue and roll them to make flames. (P11)
- Glue onto the city.



P11



P12

Lot's Wife, Lot and Daughters


- Glue Lot's daughters on the path slightly below the city. (P12)
- Adhere double-sided sticky dimensionals to the back of Lot.
- Remove paper on other side and place Lot slightly below and to the right of the daughters facing you, making sure to leave enough room for Lot's wife. (P12)
- Lay Lot's wife to the right and slightly below Lot on the Main Page. Make sure that when she flips over, she is on the page and also not covering Lot.
- Using a puncturing tool, poke a hole through the cardstock where the rubber band holes are above Lot's wife's head and below her dress. (P13)
- Insert brads through the rubber bands on Lot's wife and attach her to the Main Page. (P14)
- Lot's wife can be flipped over to become a pillar of salt. (P15a, P15b)




P13



P14



P15a



P15b

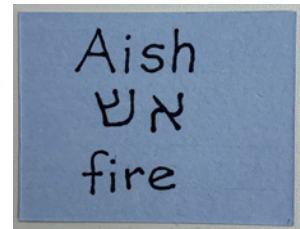
Instructions for the Notebook Page cont'd

Hebrew Words

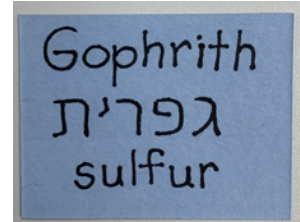
- Using a piece of colored cardstock, write the following Hebrew words and glue to the Main Page:

- 1) **Aish** 2) **אש** 3) **Fire** (P16)
- 1) **Gophrith** 2) **גפרית** 3) **Sulfur** (P17)
- 1) **Netsiv** 2) **נציב** 3) **Post/Pillar** (P18)
- 1) **Melach** 2) **מלח** 3) **Salt** (P19)

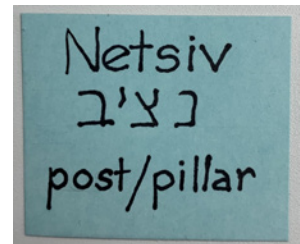
You now have a visual representation of Lot and his family leaving Sodom as the city is engulfed in flames of sulfur and fire coming down. Lot's wife can be turned to become a pillar of salt as she looks back at the city.



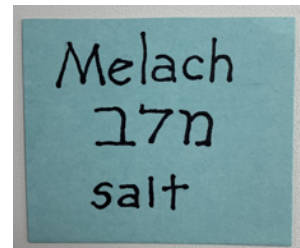
P16



P17




P18





P19

Notebook Template A (BW)



Notebook Template B (color)







Sweetness of Torah

SWEET SOUNDS OF TORAH

(Sing Praises to His Name)

Here is the link for this song:

https://www.podomatic.com/podcasts/steveberkson/episodes/2016-11-15T14_06_28-08_00

Sing to the tune of "Mary Wore Her Red Dress"

Three Guests

Three guests are coming to visit us, visit us, visit us

Three guests are coming to visit us

We welcome you today

Come and have some bread with us, bread with us, bread with us

Come and have some bread with us

We welcome you today

A baby boy you will have, you will have, you will have

A baby boy you will have

We welcome you today

Sarah had a baby boy, baby boy, baby boy

Sarah had a baby boy

We welcome you today

The baby's name was Yitshaq, Yitshaq, Yitshaq

The baby's name was Yitshaq

We welcome you today

Yitshaq means laughter, laughter, laughter

Yitshaq means laughter

We welcome you today



SWEET TASTE OF TORAH

This snack relates to this week's parsha. Please take these as suggestions and make necessary changes based on your individual dietary needs.

Tent

Genesis 18:1-2, 6, 9-10



Ingredients for Sweet Version:

- Graham cracker
- Nutella, peanut butter, marshmallow fluff (for the glue)

Instructions:

Break graham cracker in half. Add your choice of spread to top and sides of graham cracker. You can decorate the tent with sprinkles, candy pieces, chocolate chips, etc.

Ingredients for Savory Version:

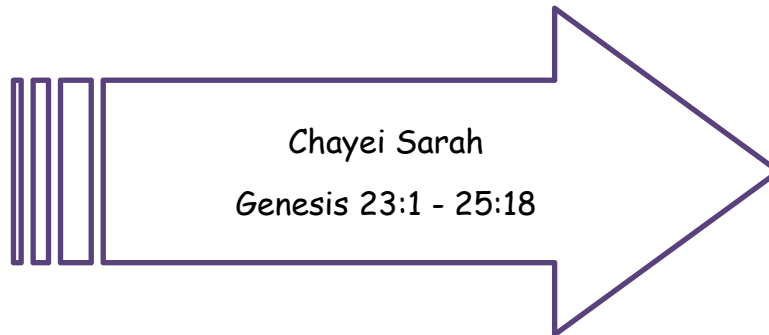
- 2 Triscuit crackers
- 1 slice American cheese
- Your choice of sandwich meat: turkey, chicken or beef

Instructions:

Lean 2 Triscuit crackers against each other on a slice of American cheese as base to hold up the crackers. Add sandwich meat of choice to make the tent covering.

Next Week's Treasure Hunt

Next Week's Torah Portion



Suggested Reading Schedule

Monday:	Gen. 23	The death and burial of Sarah
Tuesday:	Gen. 24:1-31	A wife for Yitshaq
Wednesday:	Gen. 24:32-67	A wife for Yitshaq
Thursday:	Gen. 25:1-11	Abraham remarries and his death
Friday:	Gen. 25:12-18	Yishma'el's genealogy and his death