

# Parsha Pearls

# Vayeira

"He Appeared"

Genesis 18:1 - 22:24

Katan Aleph



In This Edition:

4.2 - And It's No Sacrifice  
Genesis 21:1-21; 22:1-19



---

# Table of Contents

---

Parsha Pearls is a comprehensive resource that allows for complete customization by the parent. We understand that if you were to strive to accomplish all aspects of each lesson in one day it would be unrealistic and also overload for the child. It is our intention that this be used 'a la carte' so that it suits your specific needs. Our site caters to printing only the pieces you choose.

This page will provide quick links to get to the portion of the document for which you are looking. When you hover over the title a finger will appear. Click on it and you will be taken directly to that page.

If you are new to Parsha Pearls, we have created an [Introduction](#) document outlining how to use our lessons, as well as a [Scriptural Inspiration](#) document, which explains our titles and the Scriptural inspiration for them. We pray that Parsha Pearls blesses your home and that your children will grow to love the Word and to never depart from keeping Torah. As always, feel free to email us at [parshapearls@mtoi.org](mailto:parshapearls@mtoi.org) if you have any questions.

<b>Gem Seeking</b> (The Main Lesson) . . . . .	<b>3</b>
➤ Little Gem Story	3
➤ Little Gems Story Characters	6
<b>Counting What You Gained</b> (Worksheets) . . . . .	<b>14</b>
➤ Storing Up Treasure In My Heart (Memory Verse)	14
➤ Seeking Treasure (Questions from the Parsha)	16
➤ Word Search	17
➤ Maze	18
<b>Precious Possessions</b> (Arts & Crafts) . . . . .	<b>19</b>
➤ Craft	19
➤ Coloring Page	21
<b>Sweetness of Torah</b> . . . . .	<b>22</b>
➤ Sweet Sounds of Torah (Song Corresponding to the Parsha)	22
➤ Sweet Taste of Torah (Snack Corresponding to the Parsha)	23
<b>Next Week's Treasure Hunt</b> (Looking ahead to Next Week's Parsha) . . . . .	<b>24</b>



# Gem Seeking

## LITTLE GEM STORY

### Parent/Teacher Preparation:

Please see the [Instructions for the Little Gems Story](#) on the YMTOI website. This will help you to understand how to prepare for the story.

### And It's No Sacrifice

Shalom children! In today's parsha we'll be hearing about what will happen with Yishma'el, Abraham's first-born son from Hagar, who was the handmaid of Sarah. We will also look at the fulfillment of the promise that Yahweh made to Abraham and Sarah. Do you remember what promise Yahweh made to them? **(Allow children to answer.)** Yes, He said that they would have a son. Have you ever had to wait a long time for something? Was it easy?

Abraham was 100 years old when his son Yitshaq was finally born to him, and Sarah his mother was 90 years old. **(Place Abraham and Sarah with baby Yitshaq on board.)** Remember when heavenly messengers told Abraham that Sarah was going to have a baby? Remember how Sarah laughed to herself when she heard this? Well, Yitshaq's name means, 'He laughs'. On the 8<sup>th</sup> day, Yitshaq was circumcised as Elohim had told Abraham to do earlier with all the male babies. This was a sign of the covenant that would continue forever. **(Place circumcision scene on board.)**

When Yitshaq reached a certain age, Abraham and Sarah prepared a feast party for him. But during the celebration, his brother Yishma'el did something that made Sarah very angry. **(Place angry emoji on board.)** She saw Yishma'el mocking or making fun of Yitshaq. She told Abraham that she didn't want Hagar or Yishma'el to live with them anymore. She wanted them to go far away and never come back. At first Abraham was angry with Sarah about her demand, but Yahweh backed up Sarah. He instructed Abraham to listen to her, and assured Abraham that He was going to take care of Yishma'el, just as He had told him earlier. **(Remove angry emoji and place happy emoji on board.)**

Do you remember that Yahweh had already told Abraham that his son Yishma'el would become a nation, and that 12 princes would come from him? **(Place Yishma'el with nations scene on board.)** Well, Yahweh reminded him that Yishma'el would also become a great nation, because he was also Abraham's seed. As a good husband and loving father, Abraham personally made sure they were taken care of. He gave them bread and a skin of water for their journey in the Wilderness of Be'ersheba. **(Place bread and water skin on board.)**



I guess they used up their water pretty quickly, because during the journey Yishma'el grew faint and collapsed. Hagar laid her son Yishma'el under a bush to die, then she began to cry bitterly. **(Place Hagar and Yishma'el scene on board.)** I wonder if she forgot about the time, she was pregnant with Yishma'el and ran away from Sarah, and how Yahweh comforted her with the promise that Yishma'el would grow up to be a wild man. Remember that the name Yishma'el means, 'Yahweh heard'.

Well, Yahweh now heard the cry of Yishma'el. He asked Hagar, "What is the matter with you?" Can you imagine being Yahweh and telling people over and over what you are going to do, and still people don't believe you? He reminded Hagar that she needed to trust Him. He reassured her that Yishma'el would grow up to have a family and that nations would come from him. **(Point to Yishma'el with nations scene.)** When Hagar looked up, all of a sudden, she saw a well of water, right there in the middle of the wilderness! She quickly filled up the empty water skin for her son to drink. Yishma'el grew up in the wilderness of Paran and became an archer. **(Place archer on board.)** He also got married and had 12 children, just as Yahweh had promised. **(Add wife and 12 children on board.)**

**(Remove all characters from board.)**

Some time went by, then one day Yahweh tested Abraham's obedience right to the limit. He called out to him, and Abraham responded, "Here I am." In Hebrew you say, "Hineni." **(Place words on board.)** Can you say it with me? Yahweh told Abraham that He wanted him to take Yitshaq and offer him up as a burnt offering to Yahweh. I don't know about you, but I don't think any parent could imagine in their wildest dreams that they would ever have to do such a thing! But remember, Yahweh was testing him. He wanted to know whether Abraham would put Yahweh above his one and only son of promise.

So, the next day Abraham, Yitshaq and 2 servants set out on their journey. At one point Abraham told his servants to stay put, and that he and Yitshaq would continue on by themselves. As they were walking toward the mountain, Yitshaq noticed that they had everything they needed for the sacrifice except the actual animal. They had the knife, the fire and the wood. **(Place Yitshaq carrying wood and Abraham carrying knife and fire in his hand on board.)**

When Yitshaq asked his dad about this, Abraham responded that Yahweh Himself would provide the lamb for the offering. Well, Yitshaq must have trusted that everything would be okay, because he allowed his dad to bind him and put him on top of the wood. **(Remove characters from board and place Yitshaq on the altar on board.)** Then Abraham grabbed his knife. **(Place Abraham with knife in hand on board.)** Do you think that Abraham was sad? **(Place sad emoji on board.)** Do you think that Yitshaq was scared? **(Place scared emoji on board.)**

But just then Yahweh called out to Abraham from the heavens, "Abraham, Abraham!" Quickly Abraham responded, "Here I am." **(Place words on board.)** Yahweh told him not to hurt Yitshaq, because he had proven that he feared Elohim in his willingness to give up his only son.



Right then, Abraham looked over and saw a ram caught by his horns in a bush. Remember, Abraham had told his son that Yahweh would provide the animal, and that's exactly what Yahweh did! So now they had the ram to offer up as a burnt offering. **(Remove Yitshaq on altar from board and place ram on altar on board)**. Because of this Abraham called the name of that place, 'Yahweh Yireh,' which means 'Yahweh provides'. He had provided the animal for the sacrifice in place of Yitshaq. **(Place words on board.)**

Once again Yahweh told Abraham that his seed would be as the stars of the heavens and as the sand on the seashore. **(Place stars and sand scene on board.)** He said that his descendants would overcome their enemies. Yahweh also told Abraham that because he obeyed His voice, his seed was going to be blessed. **(Place Abraham with outstretched arms on board.)**

One thing we must always remember, children, is that Yahweh always keeps His promises, even when we can't see how He will do it. I know that Abraham and Yitshaq believed and trusted that everything would turn out for good; that is why they received the promises. I can't wait to see what happens to Yitshaq as we discover more about his life.

Well children, we have come to the end of our story for today. We will see you next week for another exciting Little Gems story!





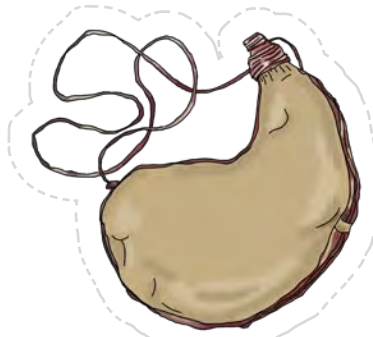
Abraham and Sarah with baby Yitshaq



Bread



Circumcision scene



Waterskin



Scared emoji




Sad emoji



Angry emoji



Happy emoji



Hagar and Yisma'el scene



Archer




Yishma'el with nations scene



Yitshaq carrying wood

Wife and 12 children



Abraham carrying knife and fire in his hand

**Hineni**

**Here I Am**



Yitshaq on altar



Ram on altar

**Yahweh Yireh**

**Yahweh Provides**



Abraham with knife in hand



Abraham with outstretched arms








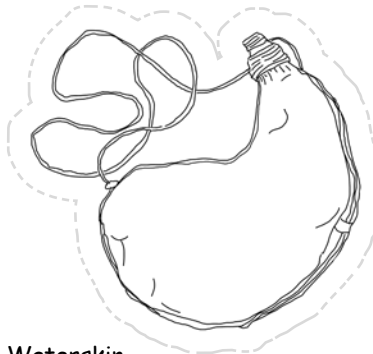
Abraham and Sarah with baby Yitshaq



Bread



Circumcision scene



Waterskin



Scared emoji



Sad emoji




Angry emoji



Happy emoji



Hagar and Yisma'el scene



Archer




Yishma'el with nations scene



Yitshaq carrying wood

Wife and 12 children



Abraham carrying knife and fire in his hand

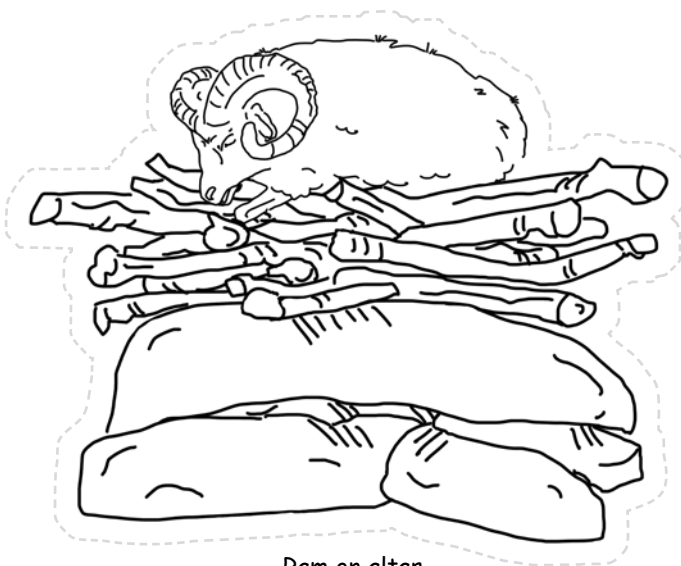
Hineni

Here I Am





Yitshaq on altar



Ram on altar

Yahweh Yireh

Yahweh Provides



Abraham with knife in hand



Abraham with outstretched arms




# Counting What You Gained

## STORING UP TREASURE IN MY HEART

This next section is intended to be reinforcement of the lessons learned during this parsha. Choose the activities that best fit your child.

The Katan Aleph memory verse for this Torah portion is *Genesis 22:18*. If they have not already done so, begin to help them to memorize the verse. Be creative and try acting it out, or putting it to music.



Use this space to draw a picture of the verse memorized.



Use this space to write out the verse memorized.

---

---

---

---

---

---

---

---

---

---

---

---

---

---

---

---



# SEEKING TREASURE

Circle the correct choices.


1. On what day is a male child to be circumcised? (21:4)



2. How old was Abraham when Yitshaq was born? (21:5)



3. What did Abraham give Hagar and Yishma'el to help them? (21:14)



4. What did Abraham place Yitshaq on when he was bound? (22:9)



5. Abraham said this phrase 3 times in this parsha. (22:1, 7, 11)

Yahweh  
Yireh

Peni'el


Here I Am.  
Hineni

Yahweh  
Provides



# WORD SEARCH

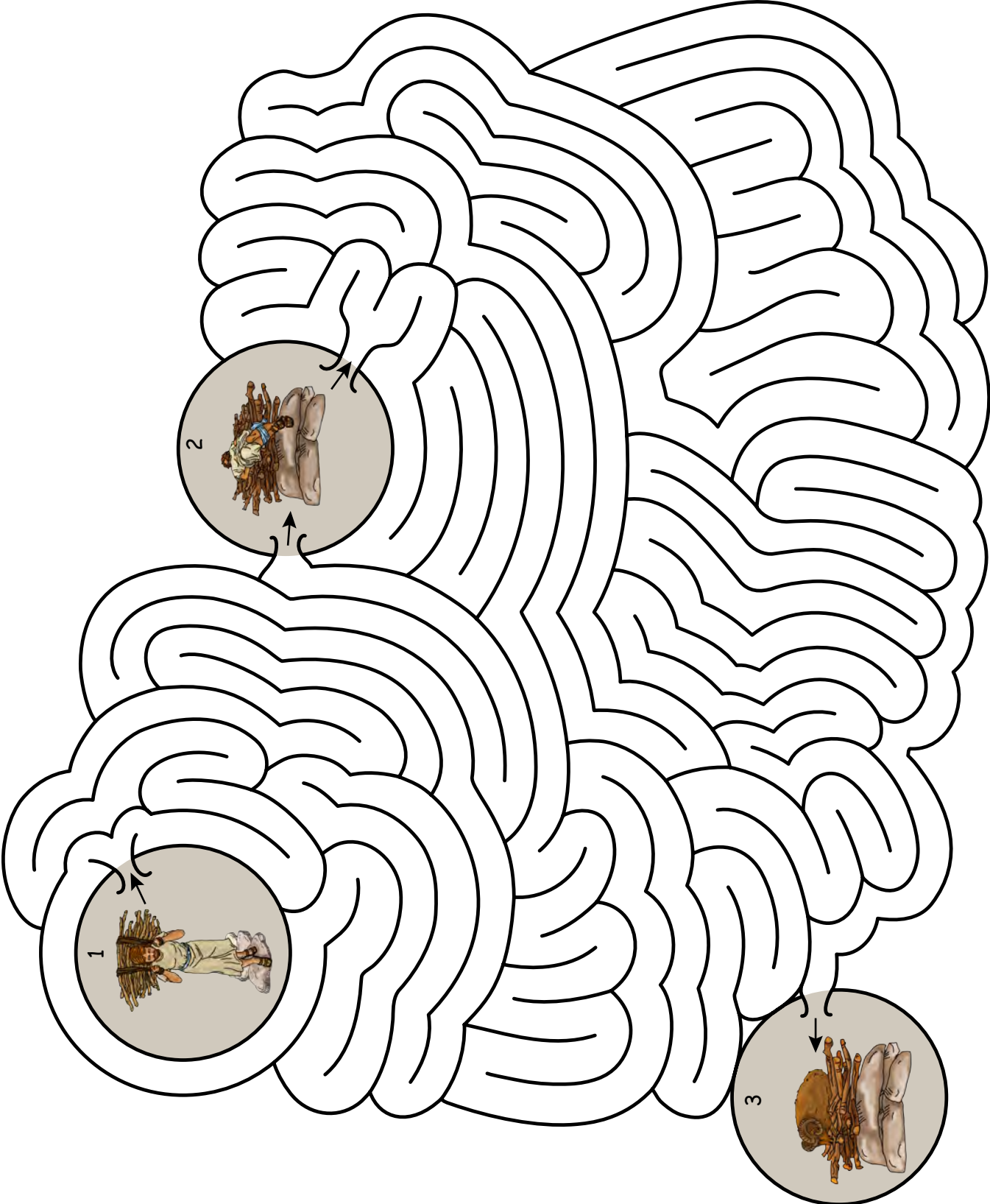
Search for the hidden words from this week's parsha.



ALTAR  
FIRE  
KNIFE  
WOOD  
DONKEY  
LAMB  
RAM



# MAZE



# Precious Possessions

## CRAFT

### Materials:

- $\frac{1}{2}$ " PVC tubing - 22" long (1)
- Burlap - 4" (2)
- Yarn - measured 18" and pulled tight (3)
- Rounded bamboo skewers - 12" (3)
- Large pompom or cotton ball (1)
- Felt - 6" x 3" (1)
- Rubber band (1)
- Clear tape
- Glue
- Acrylic paint - brown and/or black
- Small foam paint brush

## Yishma'el's Bow and Arrow

Genesis 21:20



### Parent/Teacher Preparation:

- Cut a 1" slit at each end of the PVC pipe; ensure that these cuts are on the same side as this will hold your string.
- Consider painting the ends of the PVC pipe only.

## Instructions for the Craft:

### Bow

- Knot the 3 strands of yarn together and braid the strands to create a thicker string - knot the other end to secure. (P1)
- Insert knotted end into the slit at one end of the PVC pipe, then while bending the PVC pipe insert the other knotted end into the other slit. (P2)
- Paint the PVC pipe in whatever color you like. We used a combination of brown and black. (P3)
- Once dry, wrap the 4" burlap around each end to secure the yarn; then tie a small piece of yarn around the burlap to secure. (P4)



P1



P2



P3



P4

## Instructions for the Craft cont'd:

### Arrow

- Tape 3 rounded bamboo skewers together at both ends. (P5, P6)
- Put a large dab of glue into the center of a large pompom or cotton ball. (P7)
- Insert the pointed end of the skewers into the pompom/cotton ball and hold to secure - make sure not to push through. (P8)
- Use clear tape to secure the pompom to the skewers. (P8)
- Taking the 6" x 3" piece of felt, cut off corners to create more of an oval shape. (P9)
- Place the pompom end into the center of the piece of felt and wrap - securing with a rubber band. (P10)



P5



P6



P7



P8



P9



P10



---

# Sweetness of Torah

---

## SWEET SOUNDS OF TORAH

(Sing Praises to His Name)

Here is the link for this song:

[https://www.podomatic.com/podcasts/steveberkson/episodes/2019-11-10T05\\_00\\_00-08\\_00](https://www.podomatic.com/podcasts/steveberkson/episodes/2019-11-10T05_00_00-08_00)

### Yahweh Yireh (Yahweh My Provider)

Yahweh Yireh, My provider  
His care is sufficient for me, for me, for me  
Yahweh Yireh, My provider  
His care is sufficient for me

Yahweh shall supply all my needs  
According to His righteous right-rulings  
He will give His messengers charge over me

Yahweh Yireh cares for me, for me, for me  
Yahweh Yireh cares for me

Repeat 2X

Yahweh shall supply all my needs  
According to His righteous right-rulings  
He will give His messengers charge over me

Yahweh Yireh cares for me, for me, for me  
Yahweh Yireh cares for me

Yahweh Yireh, My provider  
His care is sufficient for me, for me, for me  
His care is sufficient for me, for me, for me  
His care is sufficient for me

Yireh = Provider



# SWEET TASTE OF TORAH

This snack relates to this week's parsha. Please take these as suggestions and make necessary changes based on your individual dietary needs.

## Altar

Genesis 22:9



## Ingredients:

- Grapes (represents altar)
- Pretzels (represents logs)
- *Cheetos* (kosher version\*) or baby carrots (represents fire)

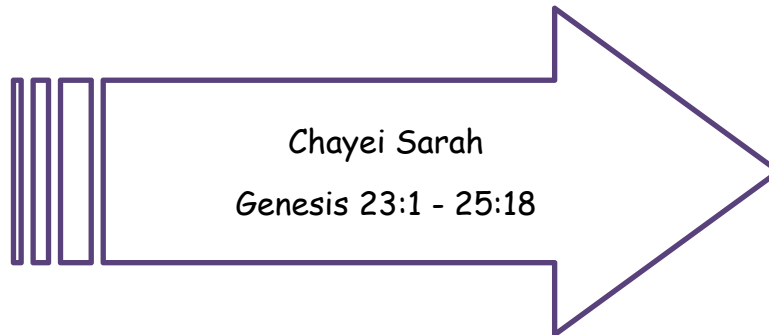
## Instructions:

Arrange the grapes in a circle on a plate. Place pretzel sticks/rods in the circle to represent the wood. Stand *Cheetos* or baby carrots on top of the pretzels to represent the flames.

\*Note: Walmart brand is a kosher version

# Next Week's Treasure Hunt

## Next Week's Torah Portion



## Suggested Reading Schedule

Monday:	Gen. 23	The death and burial of Sarah
Tuesday:	Gen. 24:1-31	A wife for Yitshaq
Wednesday:	Gen. 24:32-67	A wife for Yitshaq
Thursday:	Gen. 25:1-11	Abraham remarries and his death
Friday:	Gen. 25:12-18	Yishma'el's genealogy and his death