

Parsha Pearls

Vayeira

"He Appeared"

Genesis 18:1 - 22:24

Katan Bet/Gadol



In This Edition:

4.2 - And It's No Sacrifice
Genesis 21:1-21; 22:1-19



Table of Contents

Parsha Pearls is a comprehensive resource that allows for complete customization by the parent. We understand that if you were to strive to accomplish all aspects of each lesson in one day it would be unrealistic and also overload for the child. It is our intention that this be used 'a la carte' so that it suits your specific needs. Our site caters to printing only the pieces you choose.

This page will provide quick links to get to the portion of the document for which you are looking. When you hover over the title a finger will appear. Click on it and you will be taken directly to that page.

If you are new to Parsha Pearls, we have created an [Introduction](#) document outlining how to use our lessons, as well as a [Scriptural Inspiration](#) document, which explains our titles and the Scriptural inspiration for them. We pray that Parsha Pearls blesses your home and that your children will grow to love the Word and to never depart from keeping Torah. As always, feel free to email us at parshapearls@mtoi.org if you have any questions.

Pearl Seeking (The Main Lesson)	3
➤ Treasuring His Word (Overview of the Parsha)	3
➤ Parsha Points (Main Lesson Content)	3
➤ Digging Deeper (Thought Provoking Questions)	5
Searching Out Hebrew (Reading & Writing)	6
➤ Words	6
➤ Numbers	6
➤ Word Match	7
➤ Flashcards	8
➤ Writing Hebrew	9
Counting What You Gained (Worksheets)	10
➤ Storing Up Treasure In My Heart (Memory Verse)	10
➤ Seeking Treasure (Questions from the Parsha)	12
➤ Word Search	14
➤ Crossword Puzzle	16
➤ Maze	18
Precious Possessions (Arts & Crafts)	19
➤ Notebook Page	19
➤ Coloring Page	25
Sweetness of Torah	26
➤ Sweet Sounds of Torah (Song Corresponding to the Parsha)	26
➤ Sweet Taste of Torah (Snack Corresponding to the Parsha)	27
Next Week's Treasure Hunt (Looking ahead to Next Week's Parsha)	28



Pearl Seeking

TREASURING HIS WORD

Let's do a quick overview of the entire Torah portion:

Monday:	Gen. 18	Yahweh visits <u>A</u> braham; Sarah is going to have Yitshaq; <u>A</u> braham bargains with Yahweh
Tuesday:	Gen. 19	The story of <u>S</u> edom and <u>A</u> morah; The origin of <u>M</u> o'ab and <u>A</u> mmon
Wednesday:	Gen. 20	Sarah and <u>A</u> bimele <u>k</u>
Thursday:	Gen. 21	The birth of Yitshaq; <u>A</u> braham sends Hagar and Yishma'el away; <u>A</u> braham and <u>A</u> bimele <u>k</u> make a covenant
Friday:	Gen. 22	Elohim tests <u>A</u> braham, <u>A</u> braham offers up Yitshaq; The covenant is re-established

As we continue our journey through the book of Genesis, the theme of covenant also continues. This week we will witness the birth of the long awaited son of promise, Yitshaq to Sarah and Abraham. Yishma'el and Hagar will be sent away, but Yahweh will provide and protect them and restate his covenantal promise to Yishma'el that he will become a great nation. Abraham will be tested when he is asked to offer Yitshaq as a sacrifice to Yahweh. Then Yahweh will make a renewed promise to Abraham to increase his seed as the stars of the heavens and as the sand on the seashore. Now, let's read Gen. 21:1-21 & 22:1-19.

PARSHA POINTS

- As Yahweh had promised earlier (15:1-6), Sarah gave birth to **Yitshaq** (meaning, 'he laughs') - 21:1-3
- Abraham circumcised Yitshaq when he was 8 (**shmoneh**) days old, just as Elohim had commanded him - 21:4; 17:10-13
- Abraham was 100 (**me'ah**) years old when his son Yitshaq was born - 21:5
- Sarah acknowledges that Elohim has made her laugh as her son's name means and that everyone will laugh with her because of her advanced age in bearing a child - 21:6-7
- After Yitshaq is weaned, Abraham hosted a feast celebration for him and Sarah observed that Yishma'el is mocking Yitshaq - 21:8-9
- Sarah requested that Abraham send Hagar and Yishma'el away stating that he will not share the inheritance with Yitshaq her son - 21:10



- Abraham was not happy with Sarah's demand but Yahweh confirmed that Abraham should listen to her for through Yitshaq's line, his seed will increase - 21:11-12
- Yahweh reassured Abraham that Yishma'el will become a nation - 21:13; 17:20
- The next morning Abraham sent Hagar and Yishma'el out with provisions of bread and skins of water - 21:14
- During their wandering in the Wilderness of Be'ersheba, the water was used up. Hagar placed her son under a shrub, thinking that he will die and so she goes off to a distance to cry for him - 21:14-16
- Elohim heard her cry and the boy's voice and told Hagar to lift her boy up for he will not die but become a great nation - 21:16-18
- After this Hagar saw a well of water and filled her water skins to give to Yishma'el - 21:19
- Elohim was with Yishma'el and he grew up in the Wilderness of Paran and became an archer and took a wife from the land of Mitsrayim - 21:20-21
- Elohim decided to test Abraham's faith and called out to him. Abraham answered, "Here I am" (**Hineni**) - 22:1
- Elohim told Abraham to take his only son whom he loves and to go to the land of Moriyah to offer him there as a burnt/ascending offering (**olah**) - 22:2
- Abraham obeyed Yahweh and saddled his donkey, and took 2 (**shtayim**) of his young men and Yitshaq with him - 22:3
- Abraham split the wood for the burnt/ascending offering on which Yitshaq would be offered - 22:3
- After a 3 (**shalosh**) day's journey, Abraham sees the place where he is to offer Yitshaq and tells his men to stay behind with the donkey while he and his boy go to worship - 22:5
- Abraham had Yitshaq carry the wood while he took the fire and a knife, and the 2 (**shtayim**) of them left together - 22:6
- Yitshaq asked his father where was the lamb for the burnt/ascending offering - 22:7
- Abraham reassured his son that Elohim would provide the sacrifice and they left together - 22:8
- Abraham built the altar/slaughter place in the place which Elohim had chosen and placed the wood on it. He then bound his son Yitshaq and laid him on the wood - 22:9
- As Abraham stretched out his hand with the knife to slay his son, the Messenger of Yahweh called to him from the heavens and Abraham responded again, "Here I am" - 22:10-11
- The Messenger told him to not lay his hand on his son because Abraham had passed the test that he feared Elohim in not withholding his only son - 22:12
- Yahweh provided a ram caught in a bush by its horns and Abraham took it and offered it as the burnt/ascending offering - 22:13
- Abraham called the name of the place, **Yahweh Yireh** (meaning, 'Yahweh provides') - 22:14



- The Messenger then called out from the heavens a second time and told Abraham that he will certainly be blessed and his seed would certainly increase as the stars of the heavens and as the sand on the seashore, and that his seed would possess the gates of their enemies - 22:17
- Abraham's seed would bless all the nations of the earth because Abraham obeyed Yahweh's voice - 22:18
- After this Abraham returned to his 2 (**shtayim**) young men and they went to Be'ersheba where they dwelt - 22:19

DIGGING DEEPER

Parents/Teachers may choose to use these prompts for further discussion of the Torah portion.

- Discuss the ramifications of allowing Yishma'el and Hagar to stay vs. them leaving. For example, if Yishma'el had stayed he would have legal right to Abraham's inheritance as a first born. If Hagar had stayed, she would have felt more prestigious in her role.
- Notice the similarities between the promise to Yishma'el and to Yitshaq and the differences. For example, both were to have 12 (**shtem esre**) nations however only Yitshaq was promised the land.
- What does Yishma'el and Yitshaq's names mean? (16:11; 21:6)
- Read verses pertaining to the promises made by Yahweh regarding Yishma'el (16:10-12; 17:20; 21:13, 18; 25:12-17).
- Research which nation Yishma'el's descendants are.
- Discuss Abraham's faith and obedience as he was told to send 1 (**achat**) son away and to kill the 1 (**achat**) left.
- What does 'Hineni' mean? Find other Scriptural passages that use this phrase.
- Research where modern-day Mt. Moriyah (Mt. Moriah) is located.
- In what ways were Yeshua's crucifixion and Yitshaq's story parallel? For example, they both had to carry the item they were to be killed on. Was Yitshaq a shadow of a type of Yeshua?
- Most movies depict Yitshaq as a young boy when he was going to be killed. Is this accurate?
- Would Abraham have understood that Yahweh would not have wanted Yitshaq truly sacrificed when all the nations around him did it regularly to their gods?



Searching Out Hebrew

Parents/Teachers can print out the '[Hebrew Pronunciation Guide](#)' to help with the pronunciation of Hebrew names and words. They can be cut out and used in conjunction with the Flashcards.

WORDS

Parents/Teachers see the following page for 3 x 5 card cut outs of the words from this week's parsha. If printed on cardstock, they can be kept in a box to reinforce learning.

Yitshaq (**יִצְחָק**) - He laughs

Hineni (**הִנְנִי**) - Here I am

Olah (**עֹלָה**) - burnt/ascending offering

Yahweh Yireh (**יְהוָה יִרְאֶה**) - Yahweh provides

NUMBERS

Parents/Teachers can print out these numbers to have as additional resources. These can be found under the 'Resources' tab on the YMTOI website.

2 - shtayim

3 - shalosh

8 - shmoneh

100 - me'ah

WORD MATCH

Match this week's Hebrew words to their correct definition.

Hineni

Burnt/Ascending Offering

Olah

He Laughs

Yahweh Yireh

Here I Am

Yitshaq

Yahweh Provides



FLASHCARDS

הִנְנִי

Hineni

Hi-ne-ni

Here I am

יְהוָה יִרְאֶה

Yahweh Yireh

Yah-weh Yi-reh

Yahweh provides

יִצְחָק

Yitshaq

Yit-shaq

He laughs

עֹלָה

Olah

O-lah

burnt/ascending offering

WRITING HEBREW

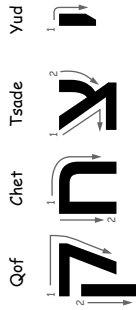
Hineni (Here I am)

הכני



Yitshaq (He laughs)

יצחק



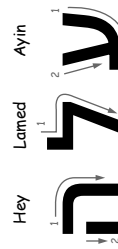
Yahweh Yireh (Yahweh provides)

יהוה יראה



Olah (burnt/ascending offering)

עלה






Counting What You Gained

This next section is intended to be reinforcement of the lessons learned during this parsha. Choose the activities that best fit your child.

STORING UP TREASURE IN MY HEART

The Katan Bet and Gadol memory verse is *Genesis 22:17*. You can review the verse with them by reciting it out loud, acting it out, putting it to music...whatever works for you.



Genesis
22:17

I shall certainly bless you,
and I shall certainly increase
your seed as the stars of
the heavens and as the sand
which is on the seashore,
and let your seed possess
the gate of their enemies.

MEMORY VERSE

Use this space to draw a picture of the verse memorized.



Use this space to write out the verse memorized.



SEEKING TREASURE

1.



On what day is a male child to be circumcised?

(21:4)


2.



How old was Abraham when Yitshaq was born?

(21:5)

3.



What does Yitshaq's name mean?

Circle the correct choice.

He cries He sleeps He laughs

(21:6)

4.




What provisions did Abraham send with Hagar and Yishma'el?

Circle the correct choices.

water milk juice bread
muffins cake protein bars

(21:14)

5.



What profession did Yishma'el have?

Circle the correct choice.

shepherd archer musician doctor

(21:20)

6.



What does Hineni mean?

(22:1)

7.




What type of offering was Yitshaq to be?

Circle the correct choice.

peace grain burnt/ascending
guilt trespass

(22:2)

8.



Abraham bound his son Yitshaq.

T / F

(22:9)


9.



How many times does Abraham say
'Here I am' in Chapter 22?

(22:1, 7, 11)

10.



What does Yahweh Yireh mean?

(22:14)

11.



I shall certainly _____ you, and I shall certainly _____
your seed as the _____ of the _____ and as
the _____ which is on the _____, and let your
seed possess the gate of their _____.

(22:17)

12.




And in your _____ all the _____ of the _____
shall be _____, because you have _____ My voice.

(22:18)



WORD SEARCH

Search for the hidden words from this week's parsha.




CONCEIVED
WEANED
BEERSHEBA
MORIYAH
WOOD
BURNT OFFERING
SAND

LAUGHS
HAGAR
ARCHER
ALTAR
RAM
SEASHORE
BLESSED

CIRCUMCISED
MESSENGER
PARAN
WORSHIP
KNIFE
YAHWEH YIREH
STARS



Answer Key



CONCEIVED
 WEANED
 BEERSHEBA
 MORIYAH
 WOOD
 BURNT OFFERING
 SAND


LAUGHS
 HAGAR
 ARCHER
 ALTAR
 RAM
 SEASHORE
 BLESSED

CIRCUMCISED
 MESSENGER
 PARAN
 WORSHIP
 KNIFE
 YAHWEH YIREH
 STARS



CROSSWORD PUZZLE

Complete the crossword using words from this week's parsha.



Across

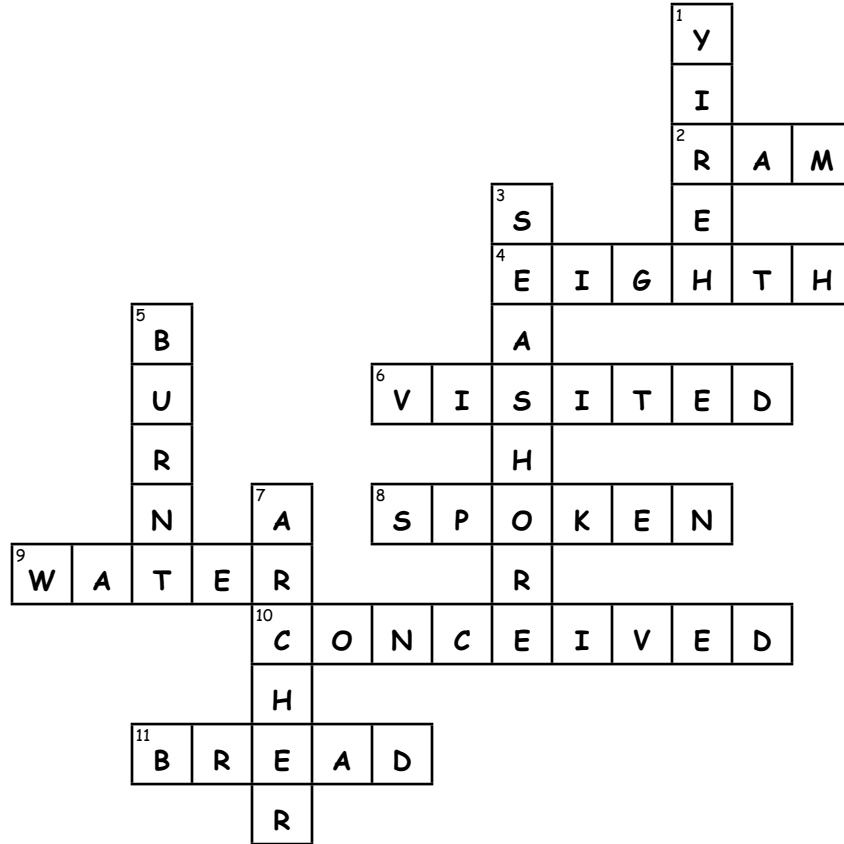
2. What animal was caught in a bush by its horns?
4. Yitshaq was circumcised on what day?
6. Yahweh _____ Sarah as He had said.
8. Yahweh did for Sarah as He had _____.
9. What did Yahweh provide Hagar with?
10. Sarah _____ and bore Abraham a son in his old age.
11. Abraham gave Hagar _____ and water.

Down

1. Abraham called the name of the place Yahweh provided, Yahweh _____.
3. Yahweh said that Abraham's descendants would be as the sand on the _____.
5. What type of offering was Yitshaq to be?
7. Yishma'el became an _____ when he grew up.



Answer Key




Across

2. What animal was caught in a bush by its horns? **ram**
4. Yitshaq was circumcised on what day? **eighth**
6. Yahweh **visited** Sarah as He had said.
8. Yahweh did for Sarah as He had **spoken**.
9. What did Yahweh provide Hagar with? **water**
10. Sarah **conceived** and bore Abraham a son in his old age.
11. Abraham gave Hagar **bread** and water.

Down

1. Abraham called the name of the place Yahweh provided, Yahweh **Yireh**.
3. Yahweh said that Abraham's descendants would be as the sand on the **seashore**.
5. What type of offering was Yitshaq to be? **burnt**
7. Yishma'el became an **archer** when he grew up.

MAZE



Precious Possessions

NOTEBOOK PAGE

Yahweh Tests Abraham


Genesis 22:1-2, 13-14

Materials:

- Cardstock - white
- Toothpicks
- Tissue paper - green
- Puffy paint - red, blue
- Glue
- X-acto knife
- Scissors
- Coloring pencils, crayons or markers
- Notebook Templates: Main Page & A (BW) or Main Page & B (color)

Parent/Teacher Preparation:

- Print Notebook Templates of choice on white cardstock.



Instructions for the Notebook Page:

- If using BW Templates, color using medium of choice.
- Cut out bound Yitshaq. (P1)

Ram

- Apply glue to the body of the ram. (P2a)
- Adhere green tissue to the body to create a bush. (P2b)

Altars

- Using a brown marker, color your toothpick sticks to represent wood. Use as many as you prefer. (P3)




P1



P2a



P2b



P3

Instructions for the Notebook Page cont'd:

- Apply glue to the sticks on the Main Page over the altars and place your toothpicks over them to create a 3-D perspective. You will need to break off some of the pieces to create the angles needed to cover the ones on the Main Page. (P4a, P4b)



Embellishing Abraham and Yitshaq

- Apply silver puffy paint to the knife in Abraham's hand. (P5a, P5b)
- Apply red puffy paint to Abraham's sash. (P5b, P5c)
- Apply blue puffy paint to bound Yitshaq's sash. (P6a)
- Apply blue puffy paint to the sash in Yitshaq's hand. (P6b)
- Allow puffy paint to dry.



P4a

P4b

Adding Bound Yitshaq to The Altar


- Place glue on the sticks on the top altar and place bound Yitshaq over the glue. (P7)
- Allow to dry.



P5a



P5b



P5c

Hebrew Words

- Write the following directly on the Main Page or on a piece of colored cardstock and glue to the page:

- 1) Olah 2) עלה
- 3) Burnt/Ascending Offering (P8)
- 1) Yahweh Yireh 2) יהוה יראה
- 3) Yahweh Provides (P9)

You now have a visual representation of the testing of Abraham and Yahweh's provision of the ram.



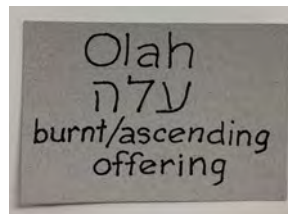
P6b



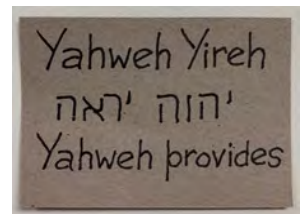
P6a




P7



P8



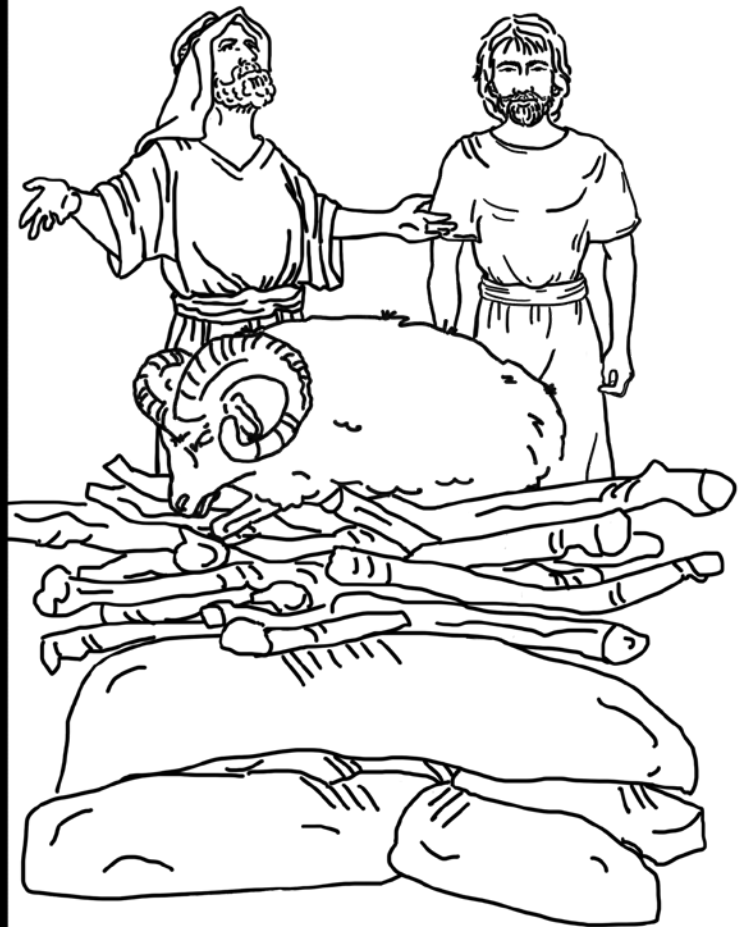
P9











Sweetness of Torah

SWEET SOUNDS OF TORAH

(Sing Praises to His Name)

Here is the link for this song:

https://www.podomatic.com/podcasts/steveberkson/episodes/2019-11-10T05_00_00-08_00

Yahweh Yireh (Yahweh My Provider)

Yahweh Yireh, My provider
His care is sufficient for me, for me, for me
Yahweh Yireh, My provider
His care is sufficient for me

Yahweh shall supply all my needs
According to His righteous right-rulings
He will give His messengers charge over me

Yahweh Yireh cares for me, for me, for me
Yahweh Yireh cares for me

Repeat 2X

Yahweh shall supply all my needs
According to His righteous right-rulings
He will give His messengers charge over me

Yahweh Yireh cares for me, for me, for me
Yahweh Yireh cares for me

Yahweh Yireh, My provider
His care is sufficient for me, for me, for me
His care is sufficient for me, for me, for me
His care is sufficient for me

Yireh = Provider



SWEET TASTE OF TORAH

This snack relates to this week's parsha. Please take these as suggestions and make necessary changes based on your individual dietary needs.

Altar

Genesis 22:9



Ingredients:

- Grapes (represents altar)
- Pretzels (represents logs)
- *Cheetos* (kosher version*) or baby carrots (represents fire)

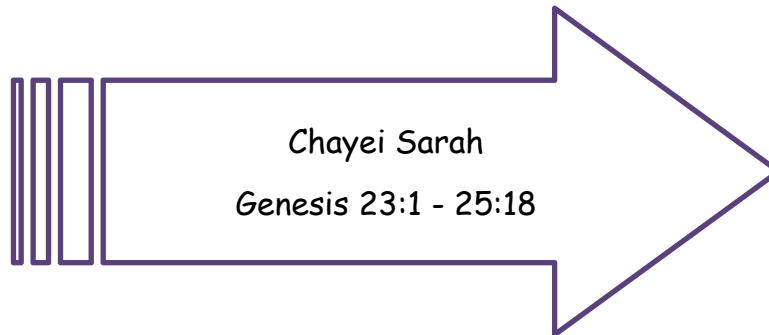
Instructions:

Arrange the grapes in a circle on a plate. Place pretzel sticks/rods in the circle to represent the wood. Stand *Cheetos* or baby carrots on top of the pretzels to represent the flames.

*Note: Walmart brand is a kosher version

Next Week's Treasure Hunt

Next Week's Torah Portion



Suggested Reading Schedule

Monday:	Gen. 23	The death and burial of Sarah
Tuesday:	Gen. 24:1-31	A wife for Yitshaq
Wednesday:	Gen. 24:32-67	A wife for Yitshaq
Thursday:	Gen. 25:1-11	Abraham remarries and his death
Friday:	Gen. 25:12-18	Yishma'el's genealogy and his death