

# Vayeishev

"He settled"

Genesis 37:1 - 40:23

Katan Bet/Gadol



In This Edition:

9.1 - Yoseph, Master Of Dreams

Genesis 37



---

# Table of Contents

---

Parsha Pearls is a comprehensive resource that allows for complete customization by the parent. We understand that if you were to strive to accomplish all aspects of each lesson in one day it would be unrealistic and also overload for the child. It is our intention that this be used 'a la carte' so that it suits your specific needs. Our site caters to printing only the pieces you choose.

This page will provide quick links to get to the portion of the document for which you are looking. When you hover over the title a finger will appear. Click on it and you will be taken directly to that page.

If you are new to Parsha Pearls, we have created an [Introduction](#) document outlining how to use our lessons, as well as a [Scriptural Inspiration](#) document, which explains our titles and the Scriptural inspiration for them. We pray that Parsha Pearls blesses your home and that your children will grow to love the Word and to never depart from keeping Torah. As always, feel free to email us at [parshapearls@mtoi.org](mailto:parshapearls@mtoi.org) if you have any questions.

<b>Pearl Seeking</b> (The Main Lesson) . . . . .	<b>3</b>
➤ <b>Treasuring His Word</b> (Overview of the Parsha)	3
➤ <b>Parsha Points</b> (Main Lesson Content)	3
➤ <b>Digging Deeper</b> (Thought Provoking Questions)	5
<b>Searching Out Hebrew</b> (Reading & Writing) . . . . .	<b>6</b>
➤ Words	6
➤ Numbers	6
➤ Word Match	7
➤ Flashcards	8
➤ Writing Hebrew	10
<b>Counting What You Gained</b> (Worksheets) . . . . .	<b>12</b>
➤ Storing Up Treasure In My Heart (Memory Verse)	12
➤ Seeking Treasure (Questions from the Parsha)	14
➤ Word Search	16
➤ Crossword Puzzle	18
➤ Maze	20
<b>Precious Possessions</b> (Arts & Crafts) . . . . .	<b>21</b>
➤ Notebook Page	21
➤ Coloring Page	31
<b>Sweetness of Torah</b> . . . . .	<b>32</b>
➤ Sweet Sounds of Torah (Song Corresponding to the Parsha)	32
➤ Sweet Taste of Torah (Snack Corresponding to the Parsha)	33
<b>Next Week's Treasure Hunt</b> (Looking Ahead to Next Week's Parsha) . . . . .	<b>34</b>



---

# Pearl Seeking

---

## TREASURING HIS WORD

Let's do a quick overview of the entire Torah portion:

Monday:	Gen. 37:1-11	Yoseph the Dreamer
Tuesday:	Gen. 37:12-36	Yoseph's brothers sell him into slavery
Wednesday:	Gen. 38	Yehudah and Tamar
Thursday:	Gen. 39	The story of Yoseph and Potiphar and his wife
Friday:	Gen. 40	Yoseph the Dreamer and the 2 prisoners

In this week's Parsha Pearls lesson, we will be covering the beginning of the story of Yoseph. Now, let's read Gen. 37.

## PARSHA POINTS

- At the age of 17 (**shva esre**), Yoseph brought an 'evil report' about some of his brothers (**achim**) to his father Yisra'el - 37:2
- Yoseph's father Yisra'el (37:3):
  - loved Yoseph more than any of his other children
  - was an old man when Yoseph was born
  - made him a long robe (**ketonet**)
- Yoseph's brothers (37:4):
  - hated him because their father loved him the most
  - were NOT able to speak to him peaceably
- Yoseph angered his brothers more when he told them about 2 (**shtayim**) dreams he had - 37:5
- In the 1<sup>st</sup> dream (**chalom**), Yoseph told his brothers that (37:6-7):
  - they were all out in the field binding sheaves
  - his sheaf rose up and stood above theirs
  - their sheaves encircled around his sheaf and bowed down to it
- In response to this first dream, his brothers told Yoseph (37:8):
  - "Are you saying you will reign/rule over us?"
- In the 2<sup>nd</sup> dream, Yoseph told his brothers that (37:9):
  - the sun (**shemesh**), moon (**yahrayach**) and 11 (**achat esre**) stars (**kochavim**) bowed down to him



- In response to this 2<sup>nd</sup> dream, Yisra'el rebuked him, saying (37:10):
  - "Are you indeed saying that your mother, your brothers and I will bow down to you?"
- Because of these dreams, his brothers envied him; but his father 'guarded' what Yoseph had reported about these dreams - 37:11
- When Yoseph's father sent him to Shekem to check on his brothers, Yoseph responded with the words, "Here I am" (**hineni**) - 37:13
- On the way, Yoseph met a man (**ish**) who informed him that his brothers had moved on to Dothan to feed their sheep - 37:15-16
- When Yoseph's brothers spotted him from a distance (37:18-22):
  - they plotted against him with the intent to kill him
  - they sarcastically labeled him 'Master of Dreams'
  - after they would have killed him, their plan was to throw him into a pit and tell their father that a wild beast had eaten him
  - they mocked Yoseph, exulting that now his dreams would never come to pass
  - Re'uben, the eldest brother, urged them NOT to shed Yoseph's blood, but only to throw him into the pit, so that he might rescue him later
- Yoseph's brothers (37:23-26):
  - stripped him of his long robe
  - threw him into a pit
  - sat down to eat a meal
  - saw a caravan of Yishma'elites approaching on their way to Mitsrayim (Egypt), with camels bearing spices, balm, and myrrh
- Yehudah suggested to his brothers that they should sell Yoseph to the traders rather than kill him. The brothers heeded his advice - 37:27
- Yoseph was sold to the Yishma'elites for 20 (**esrim**) pieces of silver - 37:28
- When Re'uben returned to rescue Yoseph, he was so distressed to discover the pit was empty that he tore his garments - 37:29-30
- The brothers took Yoseph's long robe, dipped it in goat's blood and brought it back to show their father - 37:31-32
- Ya'aqob recognized the robe and concluded that his son was devoured by an evil beast - 37:33
- Ya'aqob tore his garments, wrapped sackcloth around his waist and mourned for Yoseph many days - 37:34
- None of Ya'aqob's children could comfort him - 37:35
- Ya'aqob wished he could go to his son in the grave as well - 37:35
- When the caravan reached Mitsrayim, Yoseph was sold as a slave to Potiphar, one of Pharaoh's officers and captain of the palace guard - 37:36



# DIGGING DEEPER

Parents/Teachers may choose to use these prompts for further discussion of the Torah portion.

- What do you think it means when it says that Yoseph brought an 'evil report' about his half-brothers to Yisra'el? Was it lashon harah? Was it tattling? Was it because he thought that they were bringing shame to their father's name? (37:2)
  - Discuss the long robe that Yisra'el gave to Yoseph and its significance. (37:3)
  - Do you think if Yisra'el had NOT shown his other sons that he loved Yoseph more than them, that they would NOT have been so envious and angry toward him? (37:3-4)
  - When Yoseph shares his dream about the sun, moon and 11 stars bowing to him, why would Yisra'el interpret that the sun and moon represent Rahel and himself when Rahel was dead? (37:9-10)
  - What do you think it means when it says that Yisra'el 'guarded' his son's words? (37:11)
  - What do you think would have happened to Yoseph if the Yishma'elites had NOT bought him? Would his brothers have killed him? Would Re'uben have rescued him? (37:25-28)
  - Even though Yisra'el 'guarded' Yoseph's dreams, why do you think he believed his son was dead? (37:33-35)
  - Find parallelisms between Yoseph's story and Yeshua's life.
    - living in Mitsrayim (Egypt) (Matt. 2:13)
    - betrayed for silver (Matt. 26:15)
- \* Note Yoseph was sold for 20 pieces of silver and Yeshua was sold for 30 pieces of silver.



# Searching Out Hebrew

Parents/Teachers can print out the '[Hebrew Pronunciation Guide](#)' to help with the pronunciation of Hebrew names and words. They can be cut out and used in conjunction with the Flashcards.

## WORDS

Parents/Teachers see the following page for 3 x 5 card cut outs of the words from this week's parsha. If printed on cardstock, they can be kept in a box to reinforce learning.

Ketonet ( **כְּתֹנֶת** ) - robe  
Achim ( **אָחִים** ) - brothers  
Chalom ( **חֲלוֹם** ) - dream  
Shemesh ( **שֶׁמֶשׁ** ) - sun  
Yahrayach ( **יָרַח** ) - moon  
Kochavim ( **כּוֹכָבִים** ) - stars  
Hineni ( **הִנְנִי** ) - Here I am  
Ish ( **אִישׁ** ) - man

## NUMBERS

Parents/Teachers can print out these numbers to have as additional resources. These can be found under the 'Resources' tab on the YMTOI website.

2 - shtayim  
11 - achat esre  
17 - shva esre  
20 - esrim



# WORD MATCH

Match this week's Hebrew words to their correct definition.

Achim

Brothers

Chalom

Dream

Hineni

Here I Am

Ish

Man

Ketonet

Moon

Kochavim

Robe

Shemesh

Stars

Yahrayach

Sun



# FLASHCARDS

אחים

**Achim**

A-chim  
brothers

שמש

**Shemesh**

She-mesh  
sun

כתנת

**Ketonet**

Ket-on-et  
robe

חלום

**Chalom**

Cha-lom  
dream



כוכבים

**Kochavim**

Koch-a-vim

stars

ירח

**Yahrayach**

Yah-ray-ach

moon

איש

**Ish**

Ish

man

הנני

**Hineni**

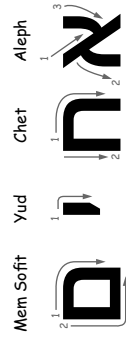
Hi-ne-ni

Here I am

# WRITING HEBREW

Achim (brothers)

אחים



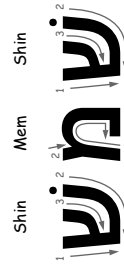
---

---

---

Shemesh (sun)

שמש



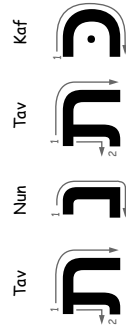
---

---

---

Ketonet (robe)

כתנת



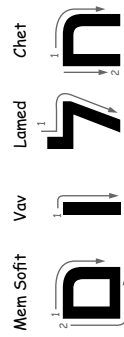
---

---

---

Chalom (dream)

חלום



---

---

---



Yahrayach (moon)

ירח

Chet Resh Yud  
י ר ח

\_\_\_\_\_

\_\_\_\_\_

\_\_\_\_\_

Kochavim (stars)

כוכבים

Mem Softt Yud Vet Khaf Vav Kaf  
ם י כ ו כ

\_\_\_\_\_

\_\_\_\_\_

\_\_\_\_\_

Hineni (Here I am)

הינני

Yud Nun Hey  
י נ ה

\_\_\_\_\_

\_\_\_\_\_

\_\_\_\_\_

Ish (man)

איש

Shin Yud Aleph  
ש י א

\_\_\_\_\_

\_\_\_\_\_

\_\_\_\_\_

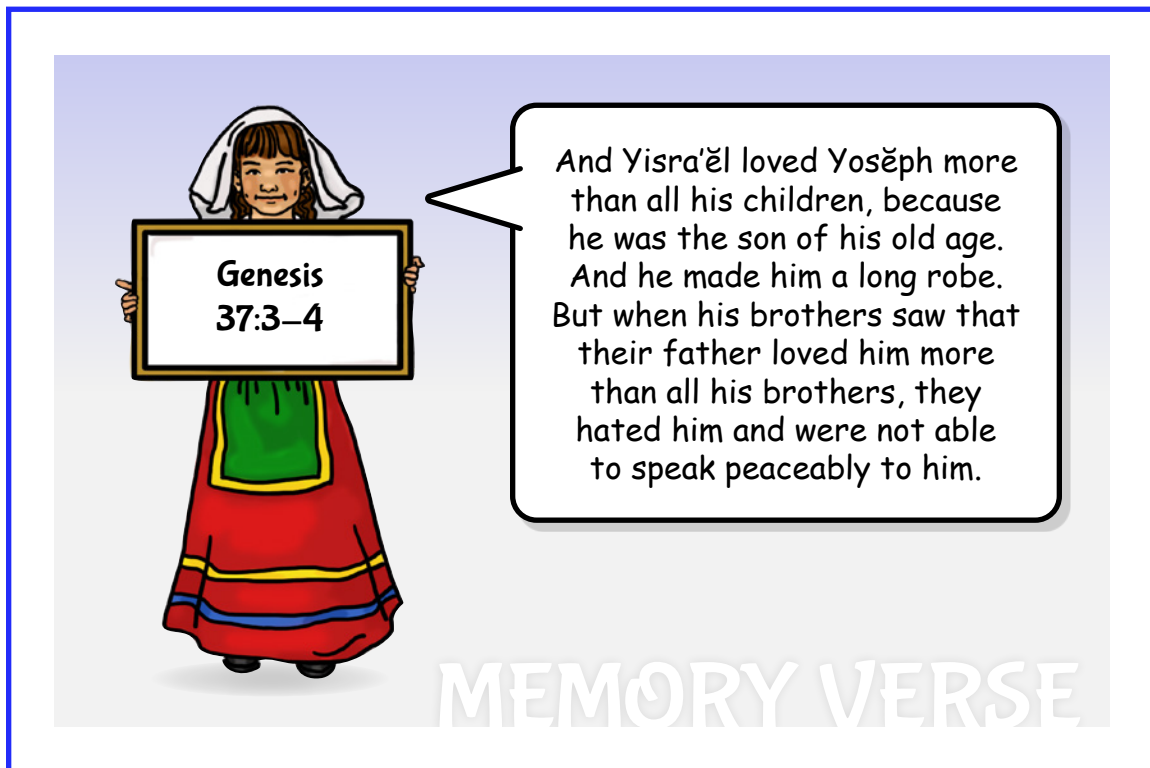


# Counting What You Gained

This next section is intended to be reinforcement of the lessons learned during this parsha. Choose the activities that best fit your child.

## STORING UP TREASURE IN MY HEART

The Katan Bet and Gadol memory verse is *Genesis 37:3-4*. You can review the verse with them by reciting it out loud, acting it out, putting it to music...whatever works for you.



Genesis  
37:3-4

And Yisra'el loved Yosëph more than all his children, because he was the son of his old age. And he made him a long robe. But when his brothers saw that their father loved him more than all his brothers, they hated him and were not able to speak peaceably to him.

MEMORY VERSE

Use this space to draw a picture of the verse memorized.



Use this space to write out the verse memorized.

---

---

---

---

---

---

---

---

---

---

---

---

---

---

---

---

---

---

---

---

---

---

---

---



# SEEKING TREASURE

1.

How old is Yoseph at the beginning of this parsha?

\_\_\_\_\_

(37:2)



2.

What special gift did Ya'aqob give to Yoseph?

\_\_\_\_\_

(37:3)




3.

How many sheaves bowed down to Yoseph?

\_\_\_\_\_

(37:7)



4.

In the second dream Yoseph had, whom does he also include that bows down to him besides his brothers?

\_\_\_\_\_ and

\_\_\_\_\_


(37:10)



5.

And his brothers \_\_\_\_\_ him,  
but his father \_\_\_\_\_ the word.

(37:11)



6.

What did Yoseph respond when his father asked him to go check on his brothers?

\_\_\_\_\_

Write the Hebrew transliteration:

\_\_\_\_\_

(37:13)



7.

Where were Yoseph's brothers supposed to be feeding the flocks?

\_\_\_\_\_

(37:13)



8.

Where did Yoseph actually find his brothers feeding the flocks?

\_\_\_\_\_

(37:17)






9.

What did Yoseph's brothers originally plan to do with him when they saw him?

**Circle the correct choice.**

hug him    kill him    prank him

(37:18)



10.

What label did they put on Yoseph when they saw him approaching?

\_\_\_\_\_

\_\_\_\_\_

(37:19)



11.


What did Re'uben convince his brothers to do instead of killing him?

**Circle the correct choice.**

throw him into a pit    throw him into a well

throw him into a cave

(37:22, 24)



12.

What 3 things were the trader's camels bearing?

1. \_\_\_\_\_

2. \_\_\_\_\_

3. \_\_\_\_\_

(37:25)




13.

Who convinced the brothers to sell Yoseph to the traders?

\_\_\_\_\_

(37:26)



14.

How many pieces of silver was Yoseph sold for?

**Circle the correct choice.**

10    20    30

(37:28)



15.

What 3 things does it say Ya'aqob did when he believed that his son was dead?

1. \_\_\_\_\_

2. \_\_\_\_\_

3. \_\_\_\_\_

(37:34)



16.


To whom was Yoseph sold to in Mitsrayim?

\_\_\_\_\_

(37:36)

# WORD SEARCH

Search for the hidden words from this week's parsha.



YOSEPH  
ZILPAH  
SHEAVES  
MOON  
GUARDED  
PLOTTED  
SACKCLOTH


SEVENTEEN  
EVIL REPORT  
REIGN  
ELEVEN STARS  
SHEKEM  
MIDYANITE TRADERS

BILHAH  
DREAM  
SUN  
ENVIED  
DOTHAN  
MOURNING  
YISHMA'ELITES





# Answer Key



YOSEPH  
ZILPAH  
SHEAVES  
MOON  
GUARDED  
PLOTTED  
SACKCLOTH


SEVENTEEN  
EVIL REPORT  
REIGN  
ELEVEN STARS  
SHEKEM  
MIDYANITE TRADERS

BILHAH  
DREAM  
SUN  
ENVIED  
DOTHAN  
MOURNING  
YISHMA'ELITES



# CROSSWORD PUZZLE

Complete the crossword using words from this week's parsha.



## Down

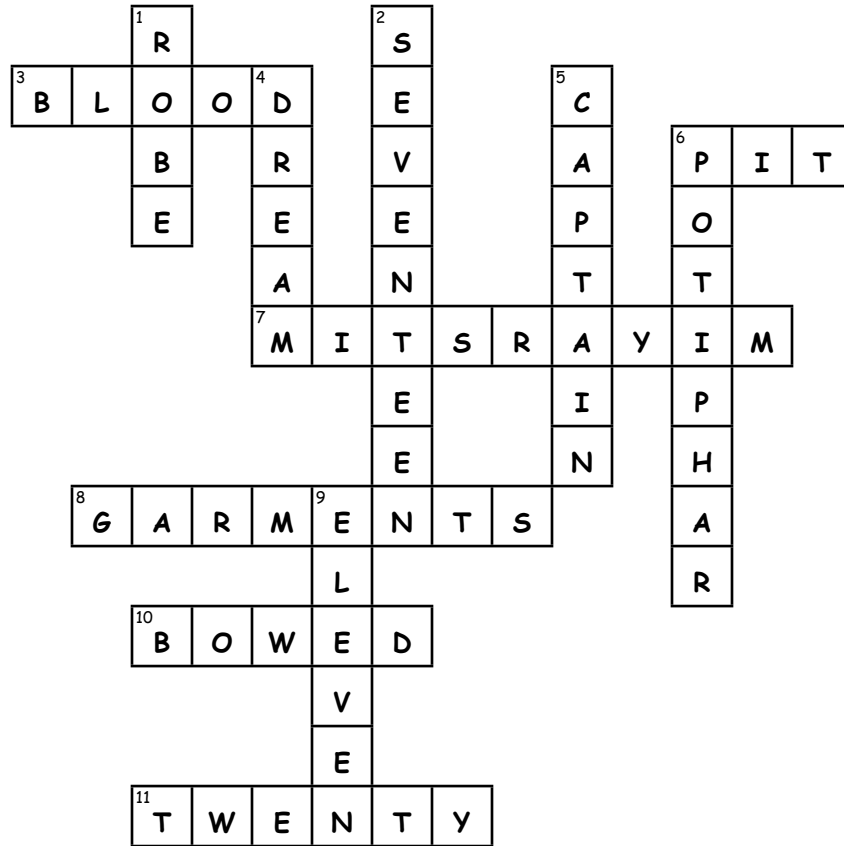
1. Yoseph's father made him a long\_\_\_\_\_.
2. How old was Yoseph in this parsha?
4. Yoseph dreamed a\_\_\_\_\_.
5. Potiphar was\_\_\_\_\_ of the guard.
6. Who was Yoseph sold to?
9. In Yoseph's 2<sup>nd</sup> dream, how many stars bowed down to him?

## Across

3. Yoseph's brothers dipped his coat in goat's\_\_\_\_\_.
6. Yoseph's brothers threw him in a\_\_\_\_\_.
7. Where did the Yishma'elites take Yoseph to?
8. Ya'aqob tore his\_\_\_\_\_ when he thought Yoseph was dead.
10. Yoseph said his brother's sheaves\_\_\_\_\_ down to his.
11. Yoseph's brother sold him for\_\_\_\_\_ pieces of silver.



# Answer Key



## Down


1. Yoseph's father made him a long **robe**.
2. How old was Yoseph in this parsha?  
**seventeen**
4. Yoseph dreamed a **dream**.
5. Potiphar was **captain** of the guard.
6. Who was Yoseph sold to? **Potiphar**
9. In Yoseph's 2<sup>nd</sup> dream, how many stars bowed down to him? **eleven**

## Across

3. Yoseph's brothers dipped his coat in goat's **blood**.
6. Yoseph's brothers threw him in a **pit**.
7. Where did the Yishma'elites take Yoseph to? **Mitsrayim**
8. Ya'aqob<sub>l</sub> tore his **garments** when he thought Yoseph was dead.
10. Yoseph said his brother's sheaves **bowed** down to his.
11. Yoseph's brother sold him for **twenty** pieces of silver.



# MAZE



# Precious Possessions

## NOTEBOOK PAGE

## Yoseph's Dreams

Genesis 37:5-9

### Materials:

- Cardstock - blue & white
- String
- Puncturing tool
- Brads
- Clear tape
- Glue or glue stick
- Scissors
- Coloring pencils, crayons or markers
- Notebook Templates: Main Page, A & B (BW) or Main Page, C & D (color)



### Parent/Teacher Preparation:

- Print Main Page on blue cardstock.
- Print Notebook Templates A & B on white cardstock.

### Instructions for the Notebook Page:

- If using BW Templates, color using medium of choice.
  - Cut out all Template pieces. (P1)
  - Cut around the 5 sheave cut lines groupings. (P2)
- Using a puncturing tool, poke a hole through all the dots in the following places: (P3a, P3b)
  - the clouds on the Main Page (4 holes - MP1, MP2, MP3, MP4)
  - the sheaves (5 holes)
  - on the fold line on Notebook Template A (5 holes to correspond with the sheaves)
  - between the suns (1 hole)
  - between the moon (1 hole)
  - on the tab for the stars (1 hole on each)



P1



P2



P3a




P3b

# Instructions for the Notebook Page cont'd:

## For the Dream of the Sheaves


- Fold the sheaves (A4) on Notebook Template A along the dotted line under the sheaves. Also, fold along the folding line between A5 and A6 on the piece. (P4)
- Measure out 5 pieces of string each  $7\frac{1}{2}$ " long. (P5)
- Using a puncturing tool, carefully push the 5 strings through each of the holes on the sheaves. (P6a)
- Tie a few knots at the end of each of the strings on the back of the sheaves about 1" out so that they are thick enough to not come back out the holes. (P6b)
- Using a puncturing tool, carefully push the 5 strings through each of the holes on the fold lines below the sheaves (A7) from Notebook Template A. (P7a)
- Tie a few knots at the end of each of the strings that were pushed through on the back of the fold line about 1" out so that they are thick enough to not come back out the holes. (P7b)
- Fold the Yoseph dreaming piece (A1) on Notebook Template A along all the dotted lines towards the inside. (P8)
- Put glue on the bottom section under the sheaf (A2). Line it up with the A5 line on the page and glue it in place. (P9)
- For the bottom edge, put some glue on the space under his face (A3) and then press to the edge of the cardstock by the A6 marking. (P9)
- The strings may be pulled on the back of Yoseph, and the sheaves will bow down to Yoseph's sheaf. (P10)



P4



P5



P6a




P7a




P6b




P7b



P8



P9



P10


## Instructions for the Notebook Page cont'd:

### For the Dream of the Sun, Moon and Stars

- Insert a brad through the hole between the suns (B1) as well as through the hole on the upper left side (MP1) of the dream cloud. Open the brad in the back and make sure the suns can spin. (P11)
- Repeat this process with the moons (B2) piece, placing it on the upper right side (MP2) of the dream cloud. Open the brad in the back and make sure the moons can spin. (P12)
- Insert a brad through the tab on the star piece labeled B3 and push the brad through the bottom left hole (MP3) on dream cloud. Open the brad in the back and make sure the stars can move back and forth. (P13)
- Repeat for second star piece (B4), placing it through the bottom right hole (MP4) of the dream cloud. Notice, there is a small arrow on 1 corner of each star piece.
- Remove the paper on one side of the foam dimensionals and adhere in the following spots on the Main Page: (P14)
  - middle top cloud
  - left and right side of the cloud when the stars are visible
  - left and right side of the cloud next to the end of the sun and moon
- Remove the paper on the other side of the foam dimensionals.
- Line up the Yoseph dream cloud with the dream cloud on the Main Page just over the sun, moon and stars. Press gently to connect the adhesive dimensionals. (P15)
- The second dream is finished, and the sun can spin to show a bowing sun, the moon can spin to show a bowing moon and the stars can be pulled out to show the 11 stars bowing like Yoseph saw in his dream. (P16)



P11



P12



P13



P14



P15

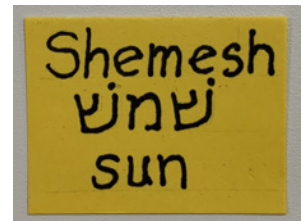


P16

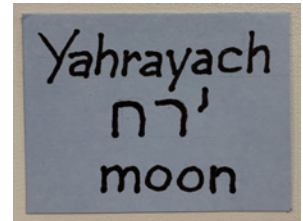
## Hebrew Words

- Write the following directly on the Main Page or on a piece of colored cardstock and glue to the page:
- Under the rotating sun and moon:
  - 1) **Shemesh**                      2) **שמש**                                      3) **Sun** (P17, P21)
  - 1) **Yahrayach**                    2) **ירח**                                      3) **Moon** (P18, P21)
- Under the bowing stars:
  - 1) **Kochavim**                    2) **כוכבים**                                    3) **Stars** (P19, P22)
- Under the fold of Yoseph's head:
  - 1) **Chalom**                        2) **חלום**                                      3) **Dream** (P20, P23)

*You now have a visual representation of Yoseph's dreams.*



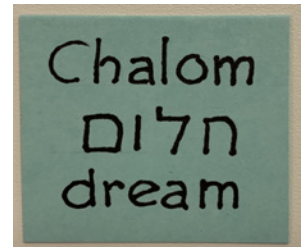
P17



P18




P19



P20



P21

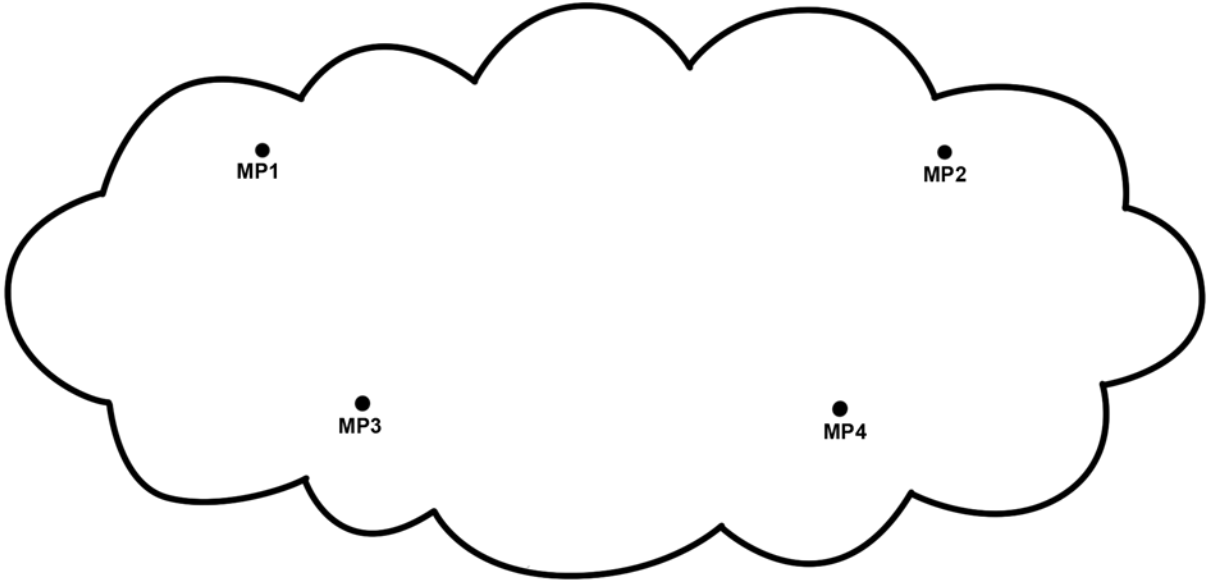


P22




P23



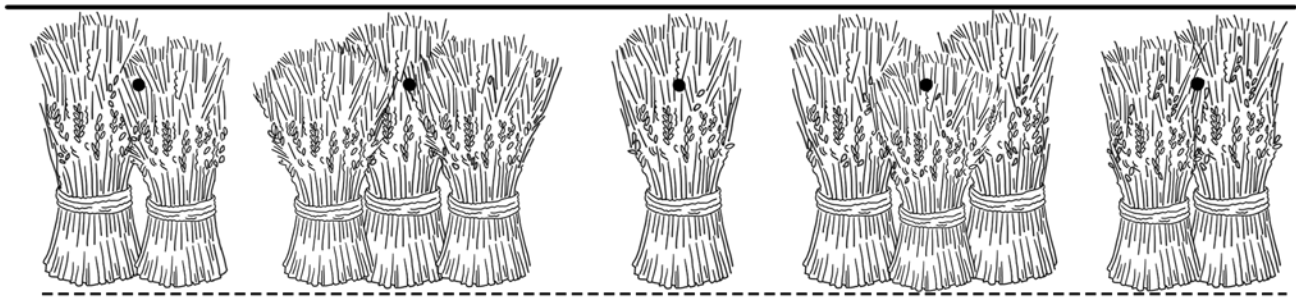


A1 (Yoseph dreaming)

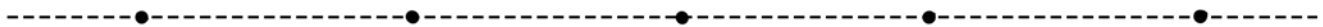


A4 (sheaves)

Cut across the top here and between the sheaves.  
This will be a whole piece to be folded, no more cutting required.



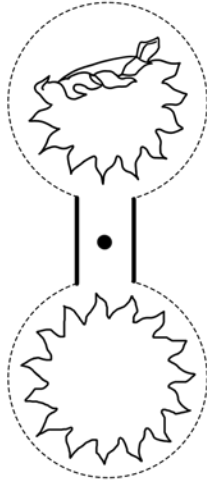
A5



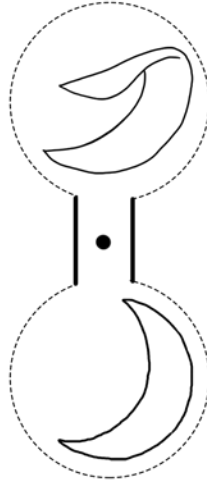
Folding line with dots to punch out for string - A7

A6


B1




B2




B3

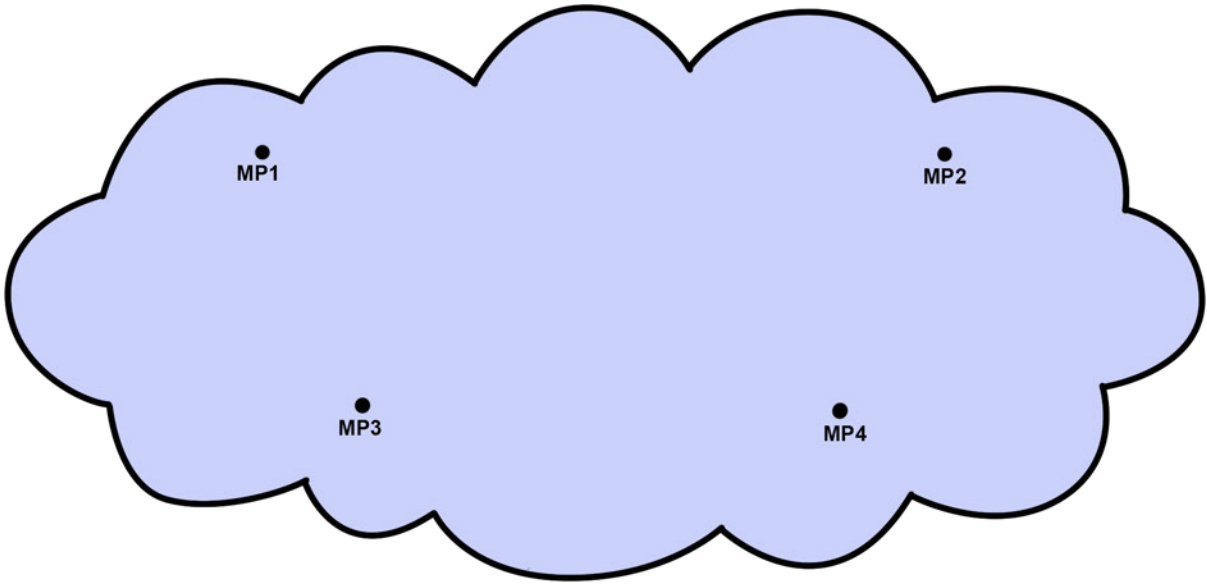


B4

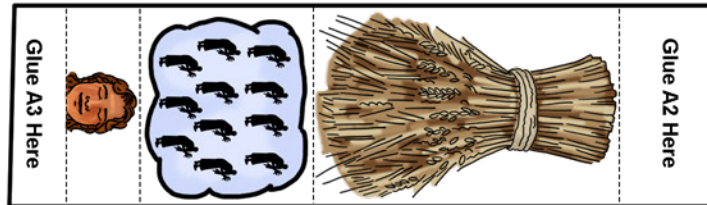


B5



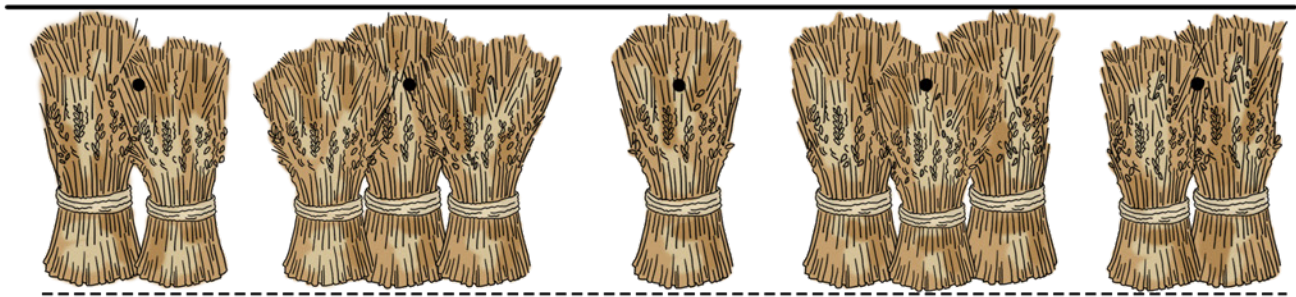


A1 (Yoseph dreaming)

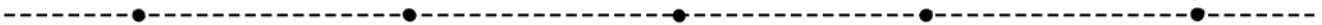


A4 (sheaves)

Cut across the top here and between the sheaves.  
This will be a whole piece to be folded, no more cutting required.



A5

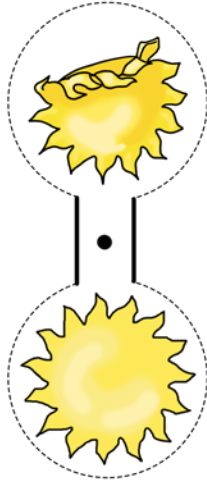


Folding line with dots to punch out for string - A7

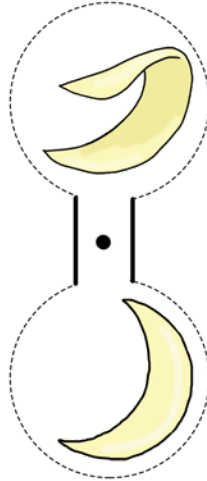
A6

Notebook Template D (color)


B1



B2




B3



B4



B5





---

# Sweetness of Torah

---

## SWEET SOUNDS OF TORAH

(Sing Praises to His Name)

Here is the link for this song:

[https://www.podomatic.com/podcasts/steveberkson/episodes/2016-12-22T08\\_59\\_32-08\\_00](https://www.podomatic.com/podcasts/steveberkson/episodes/2016-12-22T08_59_32-08_00)

### Yoseph and his Brothers

Yoseph and his brothers, took care of Ya'aqob's sheep  
Yoseph had two dreams, while he was asleep  
The brothers saw Yoseph, in the coat Ya'aqob gave  
They recalled his dreams, and they were afraid  
That Yahweh's blessing, would go only to him  
The brothers knew, there must be 'Twelve Sh'vatim'

So they took Yoseph, and threw him in a pit  
It was very dark, and no water in it  
They saw a wagon coming, and Yehudah said  
"Do not kill him, let's sell him instead"  
So down to Mitsrayim, Yoseph did go  
He was sold to Potiphar, a captain of Pharaoh



Sh'vatim = tribes



# SWEET TASTE OF TORAH

This snack relates to this week's parsha. Please take these as suggestions and make necessary changes based on your individual dietary needs.

## Sun, Moon and Stars

Genesis 37:9



### Ingredients:

- 11 *Trader Joe's* star cookies (represents stars)
- Banana shaped cookie or a banana (represents the moon)
- Kosher *American cheese slice*\* cut with a cup to shape into circle (represents the sun)
- 7 *Cheez-It* crackers to place under and around the cheese (represents the sun's rays)

\* Note: Cheeses made in Wisconsin, such as Sargentos, have the correct rennet/enzymes for Kosher cheese slices.

# Next Week's Treasure Hunt

## Next Week's Torah Portion



## Suggested Reading Schedule

Monday:	Gen. 41:1 - 44:17	Yoseph marries and has 2 sons during the 7 years of plenty; The 7 years of scarcity begins
Tuesday:	Gen. 41:41-57	Yoseph marries and has 2 sons during the 7 years of plenty; The 7 years of scarcity begins
Wednesday:	Gen. 42	Yoseph's encounter with his 10 brothers
Thursday:	Gen. 43	Ya'aqob sends his sons back to Mitsrayim with Binyamin
Friday:	Gen. 44:1-17	The incident of the 'stolen' cup