

# Parsha Pearls

# Shemot

"Names"

Exodus 1:1 - 6:1  
Katan Aleph



In This Edition:

13.1 - For Its Work, Work, Work, Every Day and Every Night  
Exodus 1



---

# Table of Contents

---

Parsha Pearls is a comprehensive resource that allows for complete customization by the parent. We understand that if you were to strive to accomplish all aspects of each lesson in one day it would be unrealistic and also overload for the child. It is our intention that this be used 'a la carte' so that it suits your specific needs. Our site caters to printing only the pieces you choose.

This page will provide quick links to get to the portion of the document for which you are looking. When you hover over the title a finger will appear. Click on it and you will be taken directly to that page.

If you are new to Parsha Pearls, we have created an [Introduction](#) document outlining how to use our lessons, as well as a [Scriptural Inspiration](#) document, which explains our titles and the Scriptural inspiration for them. We pray that Parsha Pearls blesses your home and that your children will grow to love the Word and to never depart from keeping Torah. As always, feel free to email us at [parshapearls@mtoi.org](mailto:parshapearls@mtoi.org) if you have any questions.

➤ Shemot Overview	3
<b>Gem Seeking</b> (The Main Lesson) . . . . .	<b>4</b>
➤ Little Gems Story (Story for Younger Children)	4
➤ Little Gems Story Characters	6
<b>Counting What You Gained</b> (Worksheets) . . . . .	<b>12</b>
➤ Storing Up Treasure in My Heart (Memory Verse)	12
➤ Seeking Treasure (Questions from the Parsha)	14
➤ Word Search	15
➤ Maze	16
<b>Precious Possessions</b> (Arts & Crafts) . . . . .	<b>17</b>
➤ Craft	17
➤ Coloring Page	21
<b>Sweetness of Torah</b> . . . . .	<b>22</b>
➤ Sweet Sounds of Torah (Song Corresponding to the Parsha)	22
➤ Sweet Taste of Torah (Snack Corresponding to the Parsha)	23
<b>Next Week's Treasure Hunt</b> (Looking Ahead to Next Week's Parsha) . . . . .	<b>24</b>



# SHEMOT OVERVIEW

## 'These are the names'... Shemot

Today, we are starting the 2<sup>nd</sup> book of the Torah, called Shemot, which means 'names' because the parsha starts with listing the names of all the children of Yisra'el (Israel) who went to Mitsrayim (Egypt). In English, the 2<sup>nd</sup> book of the Torah is called Exodus, which has a different meaning from the Hebrew. Exodus means 'a mass departure of people' and is the main theme of the book of Shemot. The 1<sup>st</sup> book of the Torah, Bereishit (Genesis) ended with the 12 tribes of Yisra'el having moved to Mitsrayim with the help of their brother Yoseph to start a new life during the famine. Now we are going to continue our story a few generations later and learn about Mosheh (Moses) who is from the tribe of Lewi (Levi), and how he was called to lead the exodus of the 12 tribes of Yisra'el from Mitsrayim to Kena'an (Canaan).

Because each parsha is so rich in information, we will only be able to examine certain parts of each parsha per lesson. We do encourage parents and their children to do their own studies. In future years, we will fill in the pieces from each parsha that we did not cover previously.

**Here is a breakdown of the 11 parashot in the book of Shemot:**

- Shemot (Names) - Ch. 1-5
- Va'eira (I appeared) - Ch. 6-9
- Bo (Go in) - Ch. 10-13
- Beshalach (When He sent) - Ch. 13-17
- Yitro (Jethro - His Excellency) - Ch. 18-20
- Mishpatim (Right-rulings) - Ch. 21-24
- Terumah - (Contribution) - Ch. 25-27
- Tetzaveh - (You shall command) - Ch. 27-30
- Ki Tisa - (When you lift up, or take up) - Ch. 30-34
- Vayak'hel - (He assembled) - Ch. 35-38
- Pekudei - (Amounts or Accounts) - Ch. 38-40

We pray that you will be blessed as we begin our study in the 2<sup>nd</sup> book of the Torah. Let's dig in!

## SHALOM FROM YMTOI/MTOI



# Gem Seeking

## LITTLE GEMS STORY

### Parent/Teacher Preparation:

Please see the [Instructions for the Little Gems Story](#) on the YMTOI website. This will help you to understand how to prepare for the story.

### For Its Work, Work, Work Every Day and Every Night

Shalom, children! **(Place Yoseph on board.)** Remember how Yahweh used Yoseph to save his people from the great seven-year famine? Yoseph had been made a great ruler over all of Mitsrayim and had stored up grain ahead of time. His father Ya'aqob, along with his brothers and their families, were invited to live there in Mitsrayim, where they could be fed and not starve. **(Place Ya'aqob and 11 brothers on board.)** Seventy people of Ya'aqob household all came and settled there. Hmm...I wonder what happened to them all. Well, this week we are going to climb into our time machines and travel ahead 300 years, to check on how all the great-great-great-great grandchildren of Ya'aqob are doing in the land of Mitsrayim. **(Place pyramids on board.)** Everyone buckle your seat belts; are you ready?

...Oh my! They don't look very happy in Mitsrayim anymore. **(Place sad people on board.)** I see thousands of them, all bent over with heavy loads of bricks and straw. **(Place brick scene on board.)** And look over there. Can you see all those Yisra'elites pulling on ropes to move those huge building stones? **(Place slave scene on board.)** They're nothing more than ragged slaves! How could this have happened?

All we know is that during those 300 years, Yahweh blessed his people with children and more children, until the land of Mitsrayim became chock full of Yisra'elites! The Pharaoh who now ruled Mitsrayim didn't remember Yoseph at all. **(Place Pharaoh on board.)** He was scared of all those big, strong Yisra'elites living in his land, and he didn't trust them. Why, they might gang up with his enemies and take over the whole country!

So, Pharaoh thought up a scheme. Does anyone know what taskmasters are? That's right, they're like bosses. **(Place taskmasters on board.)** Only, they are mean bosses because the people that they boss are slaves. They yell at the slaves, and often slash their poor backs with whips. Well, Pharaoh rounded up a whole bunch of these nasty guys to make slaves out of the Yisra'elites. He put all the Hebrews to work hoeing and planting his wide fields and building huge cities for him with stone and brick. **(Place Hebrew woman working in field on board.)** It took many men to haul the huge stones into place, while others had to make bricks out of mud and straw, then lay them out to dry in the hot sun. **(Place brick making scene on board.)** They had to seal the bricks in place with a messy, pasty cement called mortar. The harder the Yisra'elites worked, the harder their taskmasters drove them. Let's close our eyes for a minute and make believe we are there. Can you hear angry shouting and cracking of whips? Maybe you'll even hear the groaning of the people. **(Point to taskmasters and sad people.)** Why, they are miserable!

**(Remove all characters except for Pharaoh from board.)**



But that wasn't all. Pharaoh came up with a plan that was even more horrible. **(Point to Pharaoh.)** He wanted to get rid of all the Hebrew boy babies as soon as they were born. Only the girl babies would be allowed to live. **(Place baby boy with 'X' and baby girl on board.)** That way the boys could never grow up and decide to fight against him. So, Pharaoh called for 2 young Hebrew ladies, named Shiphrah and Pu'ah. **(Place Shiphrah and Pu'ah on board.)** Can you say their names with me? SHEE-PHRAH and POO-WAH. Very good! Now, these 2 ladies had a special job; they were Hebrew midwives, or birth helpers. Pharaoh sternly commanded them that whenever they helped to deliver a Hebrew boy baby, they were to kill him. Only the girl babies would be allowed to live. **(Point to 'X' on baby boy.)** How awful!

But the Scriptures tell us that Shiphrah and Pu'ah feared Elohim. **(Place praying emoji on board.)** They knew that Pharaoh wasn't the great ruler he thought he was. No matter what Pharaoh might do to them, they were absolutely NOT going to kill a single one of Yahweh's children!

Yahweh loved these 2 women because of their faithfulness. When Pharaoh noticed that the Hebrew boy babies were still living and beginning to grow up, he called again for Shiphrah and Pu'ah. In an angry tone of voice, he asked them, "Why are the Hebrew boys not being killed?" The 2 ladies trembled. They had to think quickly to protect themselves and the Hebrew mothers. They told Pharaoh that the Hebrew women were a lot stronger than the women of Mitsrayim. "By the time we get there to help them give birth," they answered, "their babies have already popped out and are lying in the arms of their mothers!" **(Place mother with baby in her arms.)**

Pharaoh believed their story! Don't you think it's kind of funny that Pharaoh actually believed Shiphrah and Pu'ah, and let them go? Yahweh protected them from Pharaoh's anger. But more than that, He rewarded their faithfulness by giving each of them her own husband and household of children to raise. **(Place Shiphrah and Pu'ah with family on board.)**

Sadly, Pharaoh turned around and began sending his fierce soldiers into all the Hebrew neighborhoods to grab little boys and throw them in the river to drown. Only the little girls were allowed to live. **(Point to baby boy with 'X' and baby girl.)** In our next lesson, we will see how Yahweh the Elohim of Yisra'el took care of that situation!

Until then, let's remember that Yahweh will honor us when we do the right thing, even when it takes as much courage as it did for our friends Shiphrah and Pu'ah. **(Point to Shiphrah and Pu'ah with family on board.)** When we obey Yahweh's commands, He will protect us and will work out a wonderful plan for us, even if we can't see it just now. We must fear Him more than anyone or anything - even a powerful king like Pharaoh! **(Place praying emoji on board.)**

Well children, we have come to the end of our story for today. We will see you next week for another exciting Little Gems story!







Shiphrah




Pu'ah



Mother with baby in her arms



Yoseph



Pharaoh



Pu'ah with family



Shiphrah with family




Ya'aqob




Praying emoji

Pyramids



11 Brothers




Sad people



Baby boy with 'X' and baby girl





Brick scene




Hebrew women working in field



Brick making scene



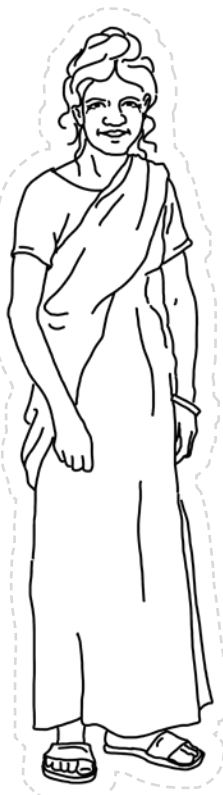
Slave scene



Taskmasters







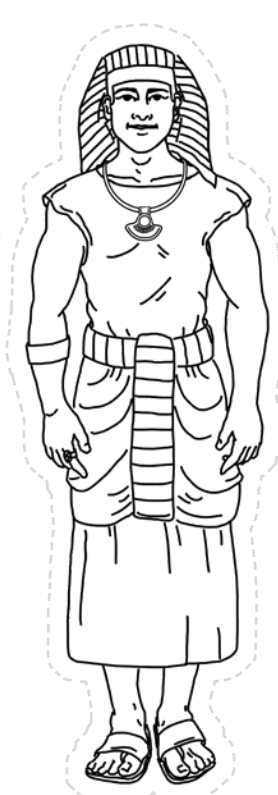
Shiphrah



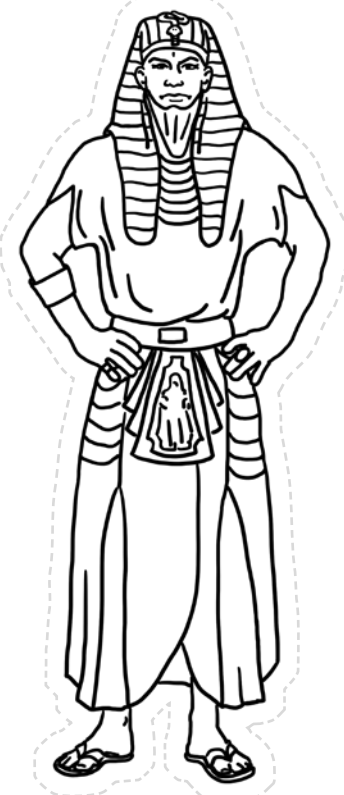
Pu'ah



Mother with baby in her arms




Yoseph



Pharaoh



Pu'ah with family



Shiphrah with family




Ya'aqob





Praying emoji

Pyramids




11 Brothers



Sad people



Baby boy with 'X' and baby girl



Brick scene




Hebrew women working in field



Brick making scene



Slave scene



Taskmasters



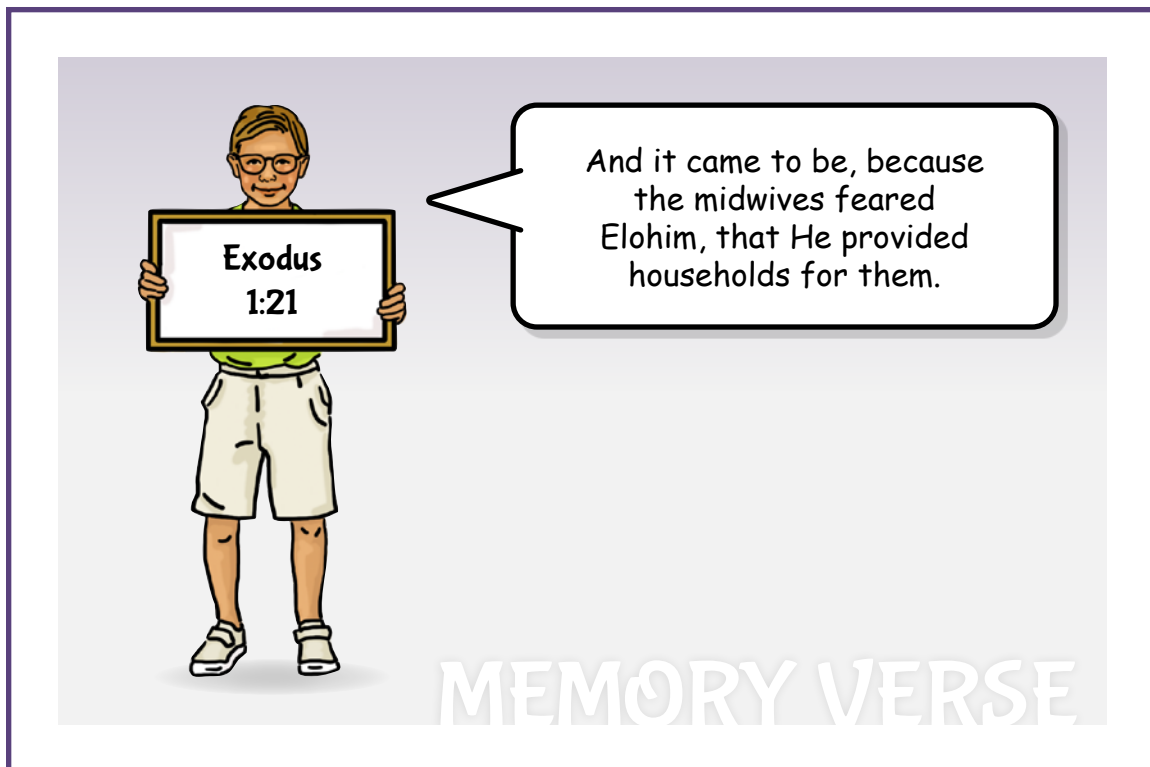


# Counting What You Gained

This next section is intended to be reinforcement of the lessons learned during this parsha. Choose the activities that best fit your child.

## STORING UP TREASURE IN MY HEART

The Katan Aleph memory verse for this Torah portion is Exodus 1:21. If they have not already done so, begin to help them to memorize the verse. Be creative and try acting it out, or putting it to music.





# SEEKING TREASURE

Circle the correct choices.

1. Who did the new Pharaoh put in charge of the Yisra'elites to make them work? (1:11)



Yoseph



Mosheh



Pharaoh



Taskmaster

2. Who were the 2 midwives? (1:15)



Pu'ah & Shiprah



Mosheh's mother & sister



Ruth & Orpah



Pharaoh's daughter & Yoseph's wife

3. Who did Pharaoh have put to death? (1:16)



young boys



baby girls



baby boys



young girls

4. Who called the midwives in to speak to them? (1:18)



Yoseph



Mosheh



Pharaoh



Taskmaster

5. Who was thrown into the river? (1:22)



young boys



baby girls



baby boys



young girls



# WORD SEARCH

Search for the hidden words from this week's parsha.



DAUGHTER

PHARAOH

SON


BRICK

PU'AH

SHIPRAH



# MAZE



# Precious Possessions

## CRAFT

### Materials:

- Cardstock - white
- Ruler
- Double-sided tape
- Scissors
- Coloring pencils, crayons or markers
- Craft Templates: A (BW) or B (color)

#### Parent/Teacher Preparation:


- Print Craft Templates of choice on white cardstock.
- Depending on the skill of the child, you may need to cut out the Template pieces for them.

### Instructions for the Craft:


- If using BW Templates, color using medium of choice.
- Cut out all Template pieces. (P1)
- Using a ruler, fold the solid lines on the walls, floor and flaps of Pharaoh's throne room. (P2)
- Using double-sided adhesive tape, roll the tape onto the flaps to join the walls together. (P3)

## Midwives Before Pharaoh Pop Up


Exodus 1:15 - 20



P1



P2




P3




## Instructions for the Craft Cont'd:

- Stand up Pharaoh's throne room. (P4)
- Using a ruler, fold the solid line on the small chair. (P5)
- Using double-sided adhesive tape, roll the tape onto the back of the upper flap and connect to the wall on Pharaoh's throne room where the chair is to make a 3-D table. (P6)
- Using a ruler, fold the solid lines back on Pharaoh, Shiphrah and Pu'ah so that they can stand up. (P7, P8)
- Place Pharaoh in front of his throne and Shiphrah and Pu'ah in front of him. (P9)


*You now have a visual representation of the midwives coming before Pharaoh.*



P4



P5



P6



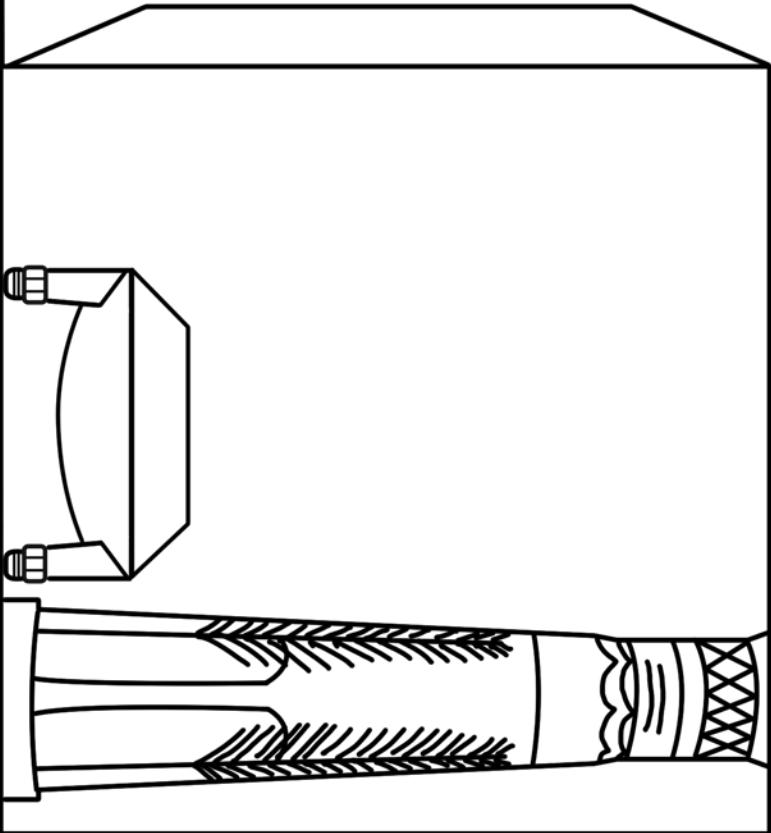


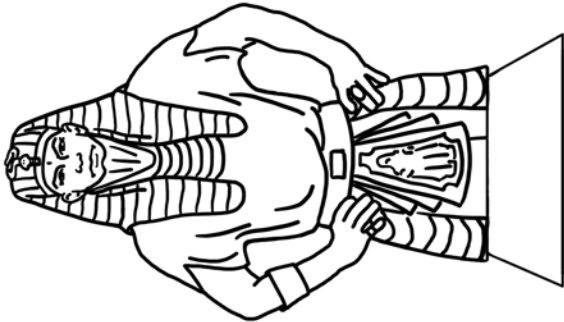
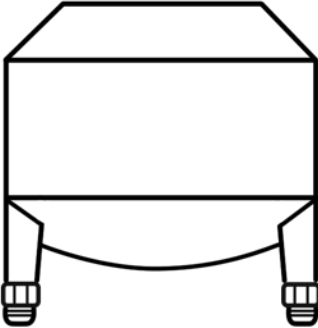
P7






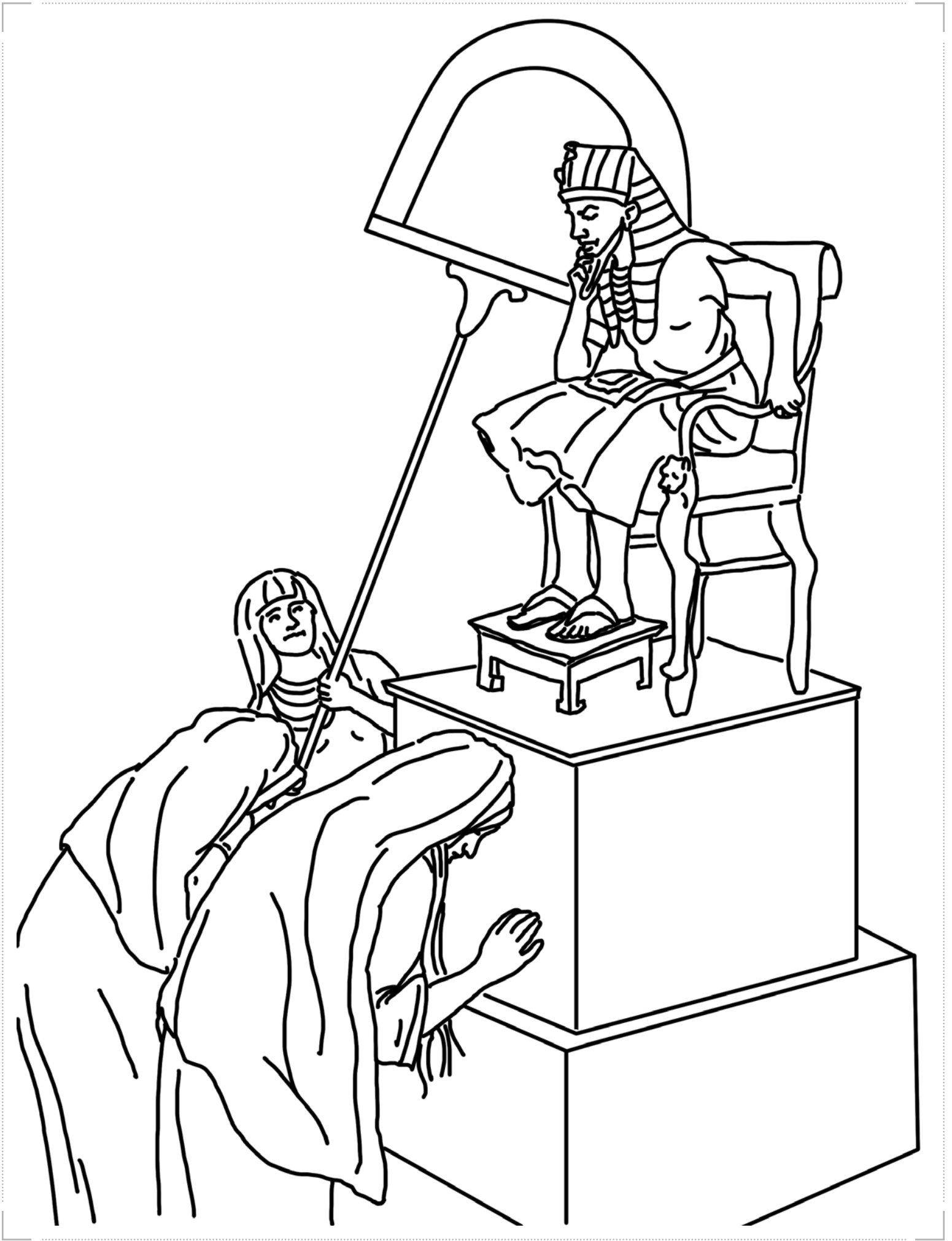
P8



P9









---

# Sweetness of Torah

---

## SWEET SOUNDS OF TORAH

(Sing Praises to His Name)

Here is the link for this song:

[https://www.podomatic.com/podcasts/steveberkson/episodes/2017-01-18T13\\_45\\_19-08\\_00](https://www.podomatic.com/podcasts/steveberkson/episodes/2017-01-18T13_45_19-08_00)

This is a song we sing during the Seder meal each Pesach.

### The Building Song

Bang, bang, bang, Hold your hammer low  
Bang, bang, bang, Give a heavy blow  
For its work, work, work, Every day and every night,  
For its work, work, work, When it's dark and when it's light

Dig, dig, dig, Get your shovel deep  
Dig, dig, dig, There's no time for sleep  
For its work, work, work, Every day and every night  
For its work, work, work, When it's dark and when it's light

For its work, work, work, Every day and every night  
For its work, work, work, When it's dark and when it's light




# SWEET TASTE OF TORAH

This snack relates to this week's parsha. Please take these as suggestions and make necessary changes based on your individual dietary needs.

## Bricks and Mortar

Exodus 1:14



### Ingredients:

- Sandwich bread
- Peanut butter
- Jelly (flavor of choice)
- Cheese block (flavor of choice)
- Straw & Chopsticks (to make holes)

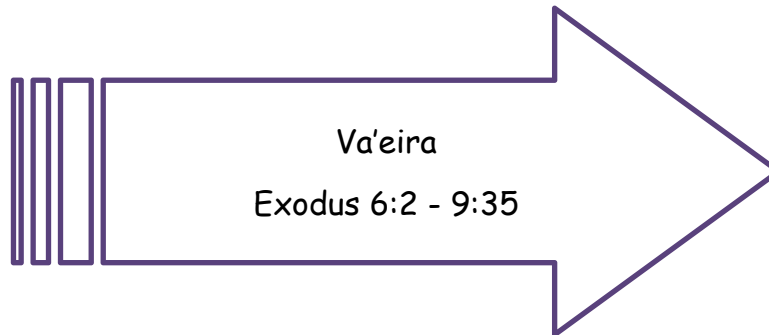
### Instructions:

Make your peanut butter and jelly sandwich. Cut off the crust. Cut the sandwich into 4 rectangles. Using another piece of sandwich bread, insert a straw into the bread to make the circles that will go on top of your bricks.

Slice your cheese block on the short end about 1" thick Using a chopstick, insert 8 holes into each slice.

# Next Week's Treasure Hunt

## Next Week's Torah Portion



## Suggested Reading Schedule

Monday:	Ex. 6:2-12	Yahweh's covenant with Yisra'el
Tuesday:	Ex. 6:13-27	The genealogy of Aharon
Wednesday:	Ex. 6:28 - 7:13	Yahweh informs Mosheh of His plan; Aharon performs the 1 <sup>st</sup> miracle with the rod
Thursday:	Ex. 7:14 - 8:19	Plagues 1-3: blood, frogs and gnats
Friday:	Ex. 8:20 - 9:35	Plagues 4-7: flies, death of livestock, boils and hail