

Parsha Pearls

Shemot

"Names"

Exodus 1:1 - 6:1
Katan Bet/Gadol



In This Edition:

13.1 - For Its Work, Work, Work, Every Day and Every Night
Exodus 1



Table of Contents

Parsha Pearls is a comprehensive resource that allows for complete customization by the parent. We understand that if you were to strive to accomplish all aspects of each lesson in one day it would be unrealistic and also overload for the child. It is our intention that this be used 'a la carte' so that it suits your specific needs. Our site caters to printing only the pieces you choose.

This page will provide quick links to get to the portion of the document for which you are looking. When you hover over the title a finger will appear. Click on it and you will be taken directly to that page.

If you are new to Parsha Pearls, we have created an [Introduction](#) document outlining how to use our lessons, as well as a [Scriptural Inspiration](#) document, which explains our titles and the Scriptural inspiration for them. We pray that Parsha Pearls blesses your home and that your children will grow to love the Word and to never depart from keeping Torah. As always, feel free to email us at parshapearls@mtoi.org if you have any questions.

➤ Shemot Overview	3
Pearl Seeking (The Main Lesson)	4
➤ Treasuring His Word (Overview of the Parsha)	4
➤ Parsha Points (Main Lesson Content)	4
➤ Digging Deeper (Thought Provoking Questions)	6
Searching Out Hebrew (Reading & Writing)	7
➤ Words	7
➤ Numbers	7
➤ Word Match	8
➤ Flashcards	9
➤ Writing Hebrew	10
Counting What You Gained (Worksheets)	11
➤ Storing Up Treasure In My Heart (Memory Verse)	11
➤ Seeking Treasure (Questions from the Parsha)	13
➤ Word Search	15
➤ Crossword Puzzle	17
➤ Maze	19
Precious Possessions (Arts & Crafts)	20
➤ Notebook Page	20
➤ Coloring Page	26
➤ Shemot Coloring Page	27
Sweetness of Torah	28
➤ Sweet Sounds of Torah (Song Corresponding to the Parsha)	28
➤ Sweet Taste of Torah (Snack Corresponding to the Parsha)	29
Next Week's Treasure Hunt (Looking Ahead to Next Week's Parsha)	30

SHEMOT OVERVIEW

'These are the names'... Shemot

Today, we are starting the 2nd book of the Torah, called Shemot, which means 'names' because the parsha starts with listing the names of all the children of Yisra'el (Israel) who went to Mitsrayim (Egypt). In English, the 2nd book of the Torah is called Exodus, which has a different meaning from the Hebrew. Exodus means 'a mass departure of people' and is the main theme of the book of Shemot. The 1st book of the Torah, Bereishit (Genesis) ended with the 12 tribes of Yisra'el having moved to Mitsrayim with the help of their brother Yoseph to start a new life during the famine. Now we are going to continue our story a few generations later and learn about Mosheh (Moses) who is from the tribe of Lewi (Levi), and how he was called to lead the exodus of the 12 tribes of Yisra'el from Mitsrayim to Kena'an (Canaan).

Because each parsha is so rich in information, we will only be able to examine certain parts of each parsha per lesson. We do encourage parents and their children to do their own studies. In future years, we will fill in the pieces from each parsha that we did not cover previously.

Here is a breakdown of the 11 parashot in the book of Shemot:

- Shemot (Names) - Ch. 1-5
- Va'eira (I appeared) - Ch. 6-9
- Bo (Go in) - Ch. 10-13
- Beshalach (When He sent) - Ch. 13-17
- Yitro (Jethro - His Excellency) - Ch. 18-20
- Mishpatim (Right-rulings) - Ch. 21-24
- Terumah - (Contribution) - Ch. 25-27
- Tetzaveh - (You shall command) - Ch. 27-30
- Ki Tisa - (When you lift up, or take up) - Ch. 30-34
- Vayak'hel - (He assembled) - Ch. 35-38
- Pekudei - (Amounts or Accounts) - Ch. 38-40

We pray that you will be blessed as we begin our study in the 2nd book of the Torah. Let's dig in!

SHALOM FROM YMTOI/MTOI

Pearl Seeking

TREASURING HIS WORD

Let's do a quick overview of the entire Torah portion:


Monday:	Ex. 1	The Yisra'elites are enslaved and afflicted
Tuesday:	Ex. 2	Baby Mosheh is saved by Pharaoh's daughter; Mosheh kills a Mitsrite and flees to Midyan, Mosheh marries and has a son
Wednesday:	Ex. 3	Mosheh at the burning bush; Yahweh reveals His name to Mosheh
Thursday:	Ex. 4	Yahweh gives Mosheh signs for proof; Mosheh is given Aharon his brother as a helper; Mosheh returns to Mitsrayim; He and Aharon go before the elders
Friday:	Ex. 5:1 - 6:1	Mosheh and Aharon go before Pharaoh; Pharaoh tells them to make bricks without straw; Mosheh is given grief from his fellow Hebrews; Mosheh questions Yahweh

As we start the book of Shemot, more than 300 years have passed since the story of Yoseph. The Yisra'elites are now slaves in Mitsrayim (Egypt) and are forced to do hard labor under a new Pharaoh who did not remember Yoseph. Now, let's read Ex. 1.

PARSHA POINTS

- These are the children of Ya'aqob who went to Mitsrayim: (1:1-4)

- Re'uben
- Shim'on
- Lewi
- Yehudah
- Yissaskar
- Zebulun
- Binyamin
- Dan
- Naphtali
- Gad
- Asher



- There were 70 (**shivim**) beings total not including Yoseph who was already living in Mitsrayim - 1:5
- The first generation had passed on - 1:6
- The Yisra'elites were fruitful and increased very much and grew very strong in the land of Mitsrayim - 1:7
- After a while a new sovereign (Pharaoh) arose over Mitsrayim who did not know who Yoseph was - 1:8
- This new sovereign noticed that the children of Yisra'el had become very strong and mighty. Fearing that they would join his enemies, he made a plan to control them - 1:9
- He assigned slave task masters (**missim**) over them to increase their burdens and make supply cities. They were: (1:11)



- Pithom
- Ra'amses



- As the work and burdens increased, so did the children of Yisra'el also - 1:12
- The Mitsrites became fearful of the Yisra'elites - 1:12
- The Mitsrites ruled with harshness (**perek**) and made the Yisra'elites' lives bitter - 1:13-14
- The Yisra'elites worked in: (1:14)

- mortar
- brick (**levenah**)
- all kinds of work in the field (**sadeh**)
- harshness



- Pharaoh then called for the Hebrew midwives: (1:15)
- Shiphrah
- Pu'ah



- He told them if a male child was born to a Hebrew woman that they should put the baby to death - 1:16
- If a female child was born to a Hebrew woman, then that baby would live - 1:16
- The Hebrew midwives feared Elohim and disobeyed the instruction of Pharaoh - 1:17
- They allowed the male children to live - 1:17
- The sovereign questioned the midwives regarding this - 1:18
- The midwives replied that the Hebrew women had already given birth by the time they arrived to assist them - 1:19
- Because of their actions, Elohim blessed the midwives and increased them and provided households for them - 1:20-21
- Pharaoh came up with a new plan commanding that all Hebrew sons be thrown into the river, but every Hebrew daughter was allowed to live - 1:22



DIGGING DEEPER

Parents/Teachers may choose to use these prompts for further discussion of the Torah portion.

- How many years have passed between Genesis and the 1st Chapter of Exodus?
- What is the significance of the number 70 stated in Ex. 1:5? Does this number include the women and children?
- We know that the children of Ya'aqob moved to Mitsrayim to escape the famine. However, their children and children's children continued to live there even after the famine was long gone. Why do you think they stayed in Mitsrayim?
- When the rulership was under the Hyskos dynasty, everything seemed to go very well for the children of Yisra'el and they were allowed to prosper. However, when the new Pharaoh arose, a Mitsrite, treatment toward the Yisra'elites changed. Research the history of the different ethnic groups and why animosity and hatred would have occurred.
- Discuss the illogic of killing the newborn baby boys as related to the workforce the Mitsrites needed to build their cities and infrastructures.
- In this chapter we see our very first female heroines - Shiphrah and Puah. These women lied to Pharaoh and were blessed and even rewarded by Yahweh (1:20-21). Discuss the difference between lying and bearing false witness. What is Commandment 9 against?
- This parsha delves into the oppression and enslavement of the Yisra'elites. Research the times in history when this happened again to them. Why do you think it happened? Discuss.



Searching Out Hebrew

Parents/Teachers can print out the '[Hebrew Pronunciation Guide](#)' to help with the pronunciation of Hebrew names and words. They can be cut out and used in conjunction with the Flashcards.

WORDS

Parents/Teachers see the following page for 3 x 5 card cut outs of the words from this week's parsha. If printed on cardstock, they can be kept in a box to reinforce learning.

task masters (**מַסִּים**) - missim

harshness (**פֶּרֶךְ**) - perek

brick (**לִבְנָה**) - levenah

field (**שָׂדֶה**) - sadeh

NUMBERS

Parents/Teachers can print out these numbers to have as additional resources. These can be found under the 'Resources' tab on the YMTOI website.

70 - shivim

WORD MATCH

Match this week's Hebrew words to their correct definition.

Levenah

Brick

Missim

Field

Perek

Harshness

Sadeh

Task Masters

FLASHCARDS

פרך

Perek

Pe-rek

harshness

שדה

Sadeh

Sa-deh

field

מסים

Missim

Mis-sim

task masters

לבנה

Levenah

Le-ve-nah

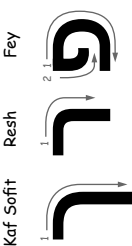
brick

WRITING HEBREW

Perek (harshness)

פרך

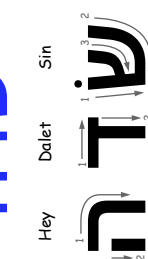
Kaf Soft Resh Fey



Sadeh (field)

שדה

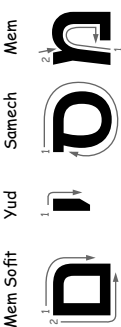
Hey Dalet Sin



Missim (task masters)

מסים

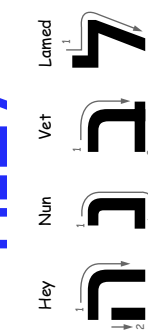
Mem Soft Yod Samech Mem



Levenah (brick)

לבנה

Hey Nun Vet Lamed

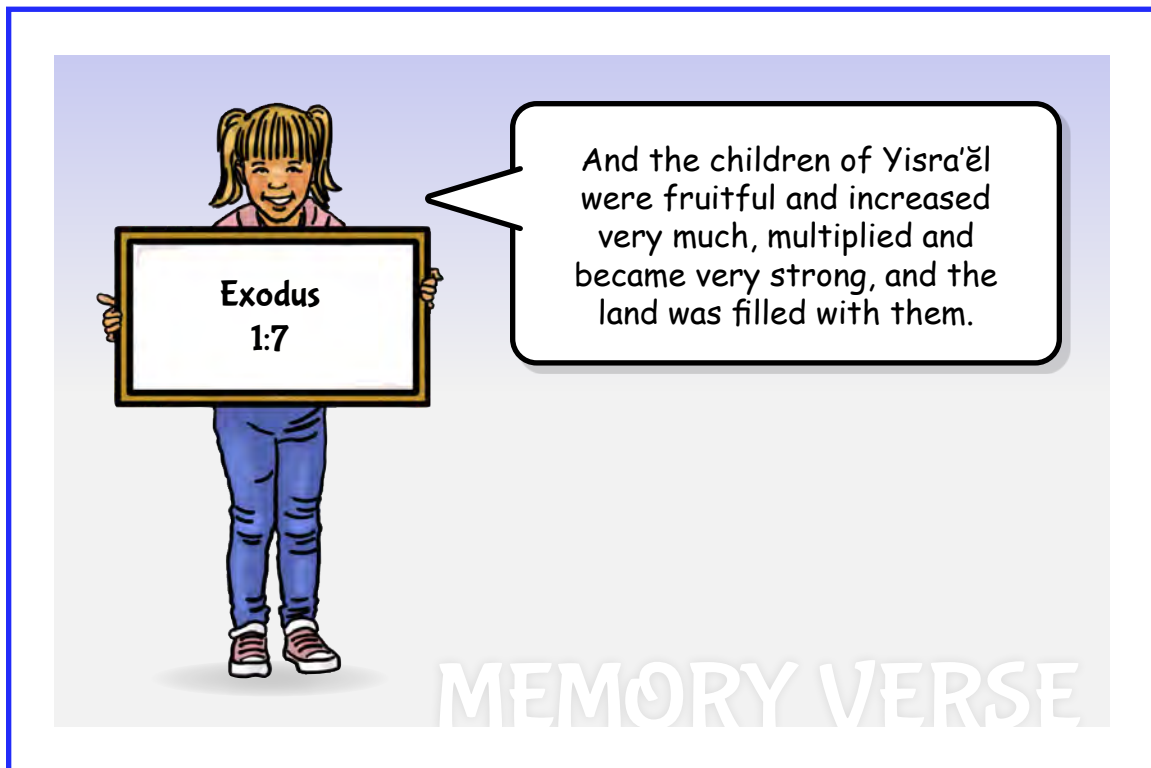


Counting What You Gained

This next section is intended to be reinforcement of the lessons learned during this parsha. Choose the activities that best fit your child.

STORING UP TREASURE IN MY HEART

The Katan Bet and Gadol memory verse is Exodus 1:7. You can review the verse with them by reciting it out loud, acting it out, putting it to music...whatever works for you.



Use this space to draw a picture of the verse memorized.

Use this space to write out the verse memorized.


SEEKING TREASURE

1.

List the 12 sons of Ya'aqob.

_____	_____	_____
_____	_____	_____
_____	_____	_____
_____	_____	_____

(1:2-5)



2.

700 beings went down to Mitsrayim.

T / F


(1:5)



3.

And the _____ of Yisra'el were
_____ and _____
very much, _____ and became
very _____, and the land
was _____ with them.

(1:7)




4.

What did the new sovereign set
over the children of Yisra'el?

curfews recreation park tracking device

task masters gym membership

(1:11)



5.

List the names of the Hebrew midwives.

(1:15)



6.



Pharaoh told the midwives to throw the newborn male sons into the river.

T / F

(1:16)

7.




The Hebrew midwives feared Pharaoh and listened to him.

T / F

(1:17)


8.



So Elohim was _____ to the _____, and the people _____ and became very _____.

(1:20)

9.



What did Elohim provide for the midwives?

spa membership households chocolate

cars shopping spree

(1:21)

10.




Every son who was born was thrown into the river and every daughter who was born was sold into slavery.

T / F

(1:22)

WORD SEARCH

Search for the hidden words from this week's parsha.




FRUITFUL
STRONG
AFFLICT
PITHOM
MIDWIVES
DELIVER
SON

MULTIPLIED
SOVEREIGN
BURDENS
HARSHNESS
SHIPRAH
BIRTHSTOOLS
DAUGHTER

INCREASE
SLAVE MASTERS
RA'AMSES
BONDAGE
PU'AH
NUMEROUS
LIVELY



Answer Key




FRUITFUL
STRONG
AFFLICT
PITHOM
MIDWIVES
DELIVER
SON

MULTIPLIED
SOVEREIGN
BURDENS
HARSHNESS
SHIPHRAH
BIRTHSTOOLS
DAUGHTER

INCREASE
SLAVE MASTERS
RA'AMSES
BONDAGE
PU'AH
NUMEROUS
LIVELY

CROSSWORD PUZZLE

Complete the crossword using words from this week's parsha.



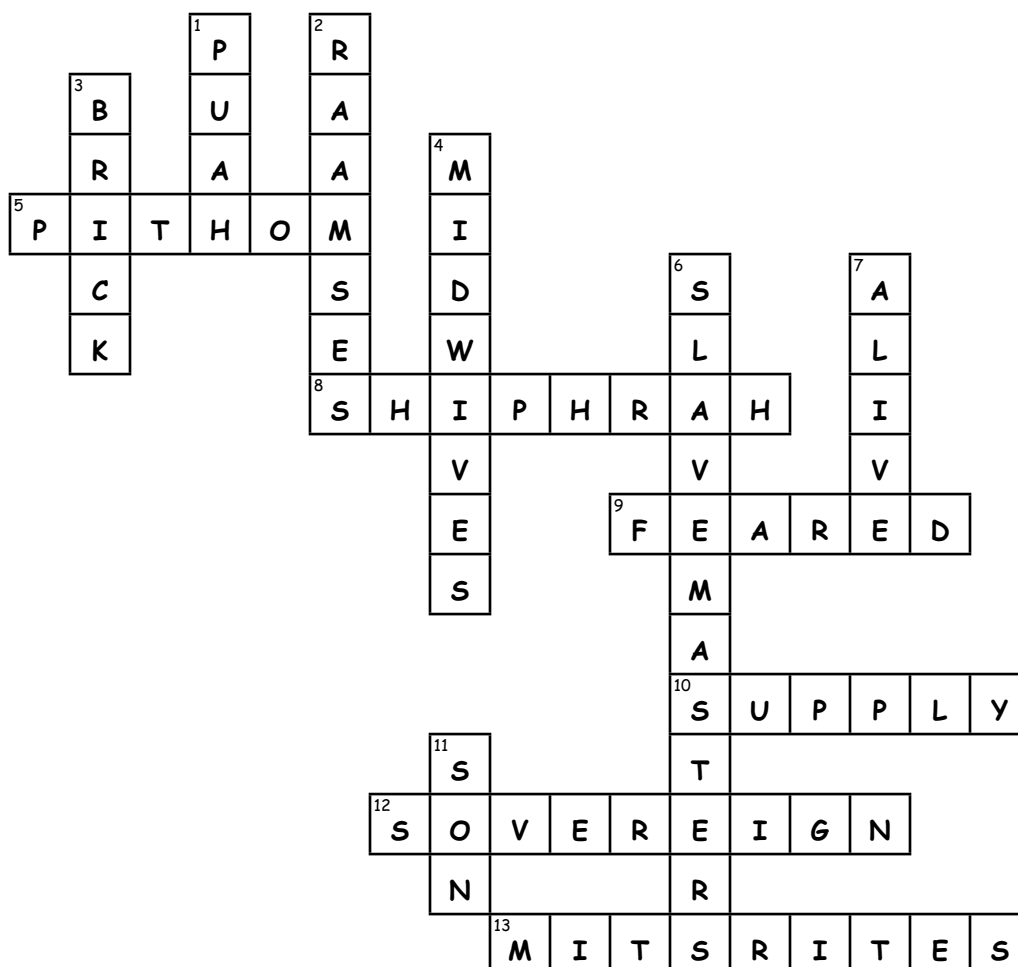
Down

1. The name of one of the midwives.
2. The name of one of the cities.
3. They made their lives bitter in mortar and _____.
4. Elohim was good to the _____.
6. Pharaoh set _____ over the Hebrews.
7. Keep _____ every daughter.
11. Throw every _____ who is born into the river.

Across

5. The name of one of the cities.
8. The name of one of the midwives.
9. The midwives _____ Elohim.
10. They built _____ cities for Pharaoh.
12. Who did not know Yoseph?
13. The _____ made the children serve with harshness.

Answer Key



Down

1. The name of one of the midwives. **Pu'ah**
2. The name of one of the cities.
Ra'amses
3. They made their lives bitter in mortar and **brick**.
4. Elohim was good to the **midwives**.
6. Pharaoh set **slavemasters** over the Hebrews.
7. Keep **alive** every daughter.
11. Throw every **son** who is born into the river.

Across

5. The name of one of the cities. **Pithom**
8. The name of one of the midwives.
Shiphrah
9. The midwives **feared** Elohim.
10. They built **supply** cities for Pharaoh.
12. Who did not know Yoseph? **sovereign**
13. The **Mitsrites** made the children serve with harshness.

MAZE



Precious Possessions

NOTEBOOK PAGE

For It's Work, Work, Work


Exodus 1:11-14

Materials:

- Cardstock - white
- Raffa (for straw)
- Double-sided foam dimensional
- Glue
- Scissors
- Coloring pencils, crayons or markers
- Notebook Templates: Main Page & A (BW) or Main Page & B (color)

Parent/Teacher Preparation:

- Print Notebook Templates of choice on white cardstock.



Instructions for the Notebook Page:

- If using BW Templates, color using medium of choice.
- Cut out all Template pieces. (P1)
- Glue the 'straw' stuffing on the right side of the page just above the diagonal line. (P2)
- Glue the woman gleaning in the field over the 'straw'. (P4)
- Remove the paper on one side of the foam dimensional and adhere to the back of each brick. (P4)
- Remove the paper on the other side of the foam dimensional and adhere the bricks below and to the side of the man bent over making the clay. (P5)



P1



P2



P3



P4



P5

Instructions for the Notebook Page Cont'd:

Hebrew Words

- Write the following directly on the Main Page or on a piece of colored cardstock and glue to the page:

- 1) Missim 2) מסיִם 3) Taskmasters (P6)
- 1) Perek 2) פֶּרֶךְ 3) Harshness (P7)
- 1) Sadeh 2) שָׂדֶה 3) Field (P8)
- 1) Levenah 2) לבנה 3) Brick (P9)

You now have a visual representation of the work that the Yisra'elites were required to do every day as the taskmasters watched over them.



P6





P7





P8




P9











Isis

"Names"
Exodus 1:1 - 6:1

Eni

Sweetness of Torah

SWEET SOUNDS OF TORAH

(Sing Praises to His Name)

Here is the link for this song:

https://www.podomatic.com/podcasts/steveberkson/episodes/2017-01-18T13_45_19-08_00

This is a song we sing during the Seder meal each Pesach.

The Building Song

Bang, bang, bang, Hold your hammer low
Bang, bang, bang, Give a heavy blow
For its work, work, work, Every day and every night,
For its work, work, work, When it's dark and when it's light

Dig, dig, dig, Get your shovel deep
Dig, dig, dig, There's no time for sleep
For its work, work, work, Every day and every night
For its work, work, work, When it's dark and when it's light

For its work, work, work, Every day and every night
For its work, work, work, When it's dark and when it's light




SWEET TASTE OF TORAH

This snack relates to this week's parsha. Please take these as suggestions and make necessary changes based on your individual dietary needs.

Bricks and Mortar

Exodus 1:14



Ingredients:

- Sandwich bread
- Peanut butter
- Jelly (flavor of choice)
- Cheese block (flavor of choice)
- Straw & Chopsticks (to make holes)

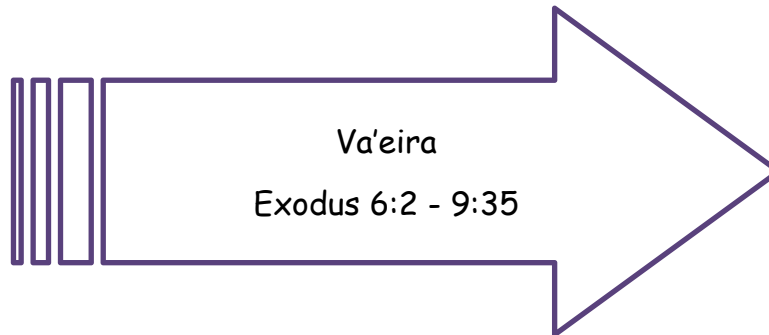
Instructions:

Make your peanut butter and jelly sandwich. Cut off the crust. Cut the sandwich into 4 rectangles. Using another piece of sandwich bread, insert a straw into the bread to make the circles that will go on top of your bricks.

Slice your cheese block on the short end about 1" thick Using a chopstick, insert 8 holes into each slice.

Next Week's Treasure Hunt

Next Week's Torah Portion



Suggested Reading Schedule

Monday:	Ex. 6:2-12	Yahweh's covenant with Yisra'el
Tuesday:	Ex. 6:13-27	The genealogy of Aharon
Wednesday:	Ex. 6:28 - 7:13	Yahweh informs Mosheh of His plan; Aharon performs the 1 st miracle with the rod
Thursday:	Ex. 7:14 - 8:19	Plagues 1-3: blood, frogs and gnats
Friday:	Ex. 8:20 - 9:35	Plagues 4-7: flies, death of livestock, boils and hail