

Parsha Pearls

Shemot

"Names"

Exodus 1:1 - 6:1
Katan Aleph



In This Edition:
13.3 - Seeing is Believing!
Exodus 4-7:6



Table of Contents

Parsha Pearls is a comprehensive resource that allows for complete customization by the parent. We understand that if you were to strive to accomplish all aspects of each lesson in one day it would be unrealistic and also overload for the child. It is our intention that this be used 'a la carte' so that it suits your specific needs. Our site caters to printing only the pieces you choose.

This page will provide quick links to get to the portion of the document for which you are looking. When you hover over the title a finger will appear. Click on it and you will be taken directly to that page.

If you are new to Parsha Pearls, we have created an [Introduction](#) document outlining how to use our lessons, as well as a [Scriptural Inspiration](#) document, which explains our titles and the Scriptural inspiration for them. We pray that Parsha Pearls blesses your home and that your children will grow to love the Word and to never depart from keeping Torah. As always, feel free to email us at parshapearls@mtoi.org if you have any questions.

➤ Shemot Overview	3
Gem Seeking (The Main Lesson)	4
➤ Little Gems Story (Story for Younger Children)	4
➤ Little Gems Story Characters	7
Counting What You Gained (Worksheets)	13
➤ Storing Up Treasure in My Heart (Memory Verse)	13
➤ Seeking Treasure (Questions from the Parsha)	15
➤ Word Search	16
➤ Maze	17
Precious Possessions (Arts & Crafts)	18
➤ Craft	18
➤ Coloring Page	19
Sweetness of Torah	20
➤ Sweet Sounds of Torah (Song Corresponding to the Parsha)	20
➤ Sweet Taste of Torah (Snack Corresponding to the Parsha)	21
Next Week's Treasure Hunt (Looking Ahead to Next Week's Parsha)	22



SHEMOT OVERVIEW

'These are the names'... Shemot

Today, we are starting the 2nd book of the Torah, called Shemot, which means 'names' because the parsha starts with listing the names of all the children of Yisra'el (Israel) who went to Mitsrayim (Egypt). In English, the 2nd book of the Torah is called Exodus, which has a different meaning from the Hebrew. Exodus means 'a mass departure of people' and is the main theme of the book of Shemot. The 1st book of the Torah, Bereishit (Genesis) ended with the 12 tribes of Yisra'el having moved to Mitsrayim with the help of their brother Yoseph to start a new life during the famine. Now we are going to continue our story a few generations later and learn about Mosheh (Moses) who is from the tribe of Lewi (Levi), and how he was called to lead the exodus of the 12 tribes of Yisra'el from Mitsrayim to Kena'an (Canaan).

Because each parsha is so rich in information, we will only be able to examine certain parts of each parsha per lesson. We do encourage parents and their children to do their own studies. In future years, we will fill in the pieces from each parsha that we did not cover previously.

Here is a breakdown of the 11 parashot in the book of Shemot:

- Shemot (Names) - Ch. 1-5
- Va'eira (I appeared) - Ch. 6-9
- Bo (Go in) - Ch. 10-13
- Beshalach (When He sent) - Ch. 13-17
- Yitro (Jethro - His Excellency) - Ch. 18-20
- Mishpatim (Right-rulings) - Ch. 21-24
- Terumah - (Contribution) - Ch. 25-27
- Tetzaveh - (You shall command) - Ch. 27-30
- Ki Tisa - (When you lift up, or take up) - Ch. 30-34
- Vayak'hel - (He assembled) - Ch. 35-38
- Pekudei - (Amounts or Accounts) - Ch. 38-40

We pray that you will be blessed as we begin our study in the 2nd book of the Torah. Let's dig in!

SHALOM FROM YMTOI/MTOI



Gem Seeking

LITTLE GEMS STORY

Parent/Teacher Preparation:

Please see the [Instructions for the Little Gems Story](#) on the YMTOI website. This will help you to understand how to prepare for the story.

Seeing is Believing!

Shalom, children! Do you remember where we left our friend Mosheh last week? (**Place Mosheh on board.**) There he was on the mountain, in front of a bush that was on fire, but not burning up. (**Place burning bush scene on board.**) And Yahweh spoke to him out of the fire, calling him to go back to Mitsrayim and lead His people of Yisra'el out of slavery. Wouldn't you be scared? (**Place scared emoji on board.**) Mosheh sure was! He began to make all kinds of excuses to try and wiggle out of it. Let's go back to the mountain and see how Yahweh answered all of Mosheh's arguments.

For one thing, Mosheh wondered how on earth the slaves in Mitsrayim could ever believe him. How could they trust that their God had sent him to lead them out of slavery after all these years? After all, they hadn't seen a talking bush on fire. So, Yahweh decided it was time to show Mosheh a little action!

First, He told Mosheh to throw his shepherd's rod on the ground. (**Place rod on board.**) And what happened? Yikes! It turned into a great, big hissing snake! (**Remove rod from board and place snake on board.**) What would you do if you saw that? RUN! And that's just what Mosheh started to do. But Yahweh called him back and said to go ahead and pick up the snake by its tail. So, Mosheh took a deep breath, made a dive for the snake's tail, and...Wow. There in his hand was the trusty old shepherd's rod again! (**Remove snake from board and place rod on board.**) Next, Yahweh told Mosheh to slide his hand under his robe, near his chest, then pull it out. Oh yuck! Now it was snowy white and covered with a horrible skin disease. (**Place leprous hand on board.**) Then Yahweh said to put his hand back under his robe, and...Whew! When he pulled it out, it was perfectly normal again. (**Place restored hand on board.**) He told Mosheh to perform these 2 signs in front of the people, so they would know that Yahweh sent him. But just in case the people still wouldn't believe him, Yahweh told him a third sign: Mosheh could draw water from the big river in Mitsrayim, then pour it out on the land. When it hit the ground, it would turn into blood. (**Place red Nile River on board.**)

Was Mosheh convinced now? Nope, he was still squirming! He complained that he was really crummy at public speaking and would just make a mess of Yahweh's message. Even though Yahweh promised to give him the words to say, Mosheh still begged to be let off the hook. Please, couldn't Yahweh just send somebody else?



By this time, Yahweh's patience was wearing thin. So, He said, "Okay, if that's the way you're going to be, I will send your brother Aharon to meet you (**place Aharon on board**), and he'll be the one to speak to the people, since he's good at it. You'll be the one to hear what I want said, then you will tell Aharon, and he will speak My message." So, Mosheh still had to be in charge of the whole operation and didn't get away with any of his excuses.

(Remove all characters from board.)

So, Mosheh went back down the mountain and began packing up. (**Place Mosheh with rod on board.**) He took his wife, his 2 sons and his rod to perform the signs and got a blessing from his father-in-law before he left on his journey. (**Place Mosheh's wife and children on board.**) On the way, Yahweh began giving instructions. Mosheh was to call on Pharaoh to let the people of Yisra'el go, so they could worship Yahweh. He was to use his rod to perform the signs in front of Pharaoh, but Yahweh let him know that Pharaoh would not cooperate—no way! (**Place Pharaoh on board next to Mosheh.**) Mosheh was to warn Pharaoh that Yisra'el was Yahweh's own firstborn son, and if he would not let them go to serve Him, then Pharaoh's own son would be killed. Wow, that's not a fun message to have to say in front of such a powerful king!

Shortly after that, Mosheh spotted his brother Aharon coming up the mountain trail, right where Yahweh had said they would meet. (**Remove Pharaoh from board and place Aharon on board next to Mosheh.**) Just imagine; the 2 brothers had been apart from each other for 40 years! After they got all their hugging done, Mosheh shared with Aharon all that had taken place between him and Yahweh. And I'm sure Aharon told Mosheh not to worry, because the rulers of Mitsrayim who had wanted to kill him were all dead—just as Yahweh had said.

When they arrived in Mitsrayim, Mosheh and Aharon called all the elders of Yisra'el together and told them the amazing things that Yahweh was about to do for them. (**Place elders on board.**) Mosheh performed all the signs that Yahweh had given him, and the elders were astonished. They bowed down and worshiped Yahweh and believed His promise of deliverance.

So, things were off to a good start. But when Mosheh and Aharon approached Pharaoh with Yahweh's command to let the people go to worship Him, boy, was Pharaoh ticked off! He replied that he did not know this God named Yahweh and would NOT let them go! In fact, he accused the Yisra'elites of being lazy, and commanded his task-masters to stop giving the people straw for making bricks, as they had always done before. (**Place task-masters on board.**) Now they would have to go out into the fields to gather their own straw. (**Place straw gathering scene on board.**) Yet he still demanded that they make the same number of bricks every day as they did before! (**Place brick making scene on board.**) Of course, when the people couldn't make as many bricks each day, the foremen had them beaten. Some deliverance, the Yisra'elite leaders griped to Mosheh. (**Remove elders from board and place angry elders on board.**) Now Pharaoh would whip them even more, and work them to death, they said—all because Mosheh and Aharon had gone and riled him up. Then, what did Mosheh do? He turned around and accused Yahweh of bad planning, because he and Aharon had only caused more problems for their people!



Yahweh patiently let Mosheh blow off steam, then declared some amazing things to encourage him. **(Place caring emoji on board.)** He made Mosheh understand that He was the same Almighty One who had appeared long ago to his forefathers—Abraham, Yitshaq, and Ya'aqob. **(Place patriarchs on board.)** He had promised to give their descendants their own land to live in, and now He was about to do it. Yahweh said He had heard the sorrowful cries of His people in Mitsrayim and had remembered His covenant with their fathers. Pharaoh could throw tantrums and stick his fingers in his ears all he wanted, but he was no match for the Almighty! He would buy them back from Pharaoh by performing awesome signs and judgments against all Mitsrayim **(place plagues scene on board)** and bring an end to the heavy burdens of the Yisra'elites. Even so, He wanted the 2 brothers to know that they would go through a very difficult time dealing with Pharaoh's stubborn heart. **(Place NO on board.)** Over and over again, Pharaoh would say, "No, no, no, I will not let them go". But Yahweh's power would go on breaking Pharaoh down until he finally said yes, and let the people go! **(Place YES on board.)**

(Remove all characters from board except for Mosheh and Aharon.)

When Mosheh and Aharon gave the people this uplifting message, the enslaved Yisra'elites were too weak to trust it. After all, they had been beaten down for so long, just like their fathers and grandfathers and great-grandfathers before them! And even though Mosheh was being obedient to Yahweh, he himself had a hard time trusting Yahweh at first. After all, he was already 80 years old, and his brother Aharon was 83! No chance of spending a nice old age kicking back in his recliner, snacking on pomegranates, figs, and dates! **(Place snack on board.)** But soon we will watch how Mosheh grew confident that he was Yahweh's chosen man to lead them all out of Mitsrayim, heading toward the wonderful land Yahweh had promised.

Aren't we sometimes like Mosheh? We all have times when doing what Yahweh says to do is pretty scary and overwhelming. Let's remember that no matter what He asks of us, when we do as He wants, our mighty Yahweh is ready to help us in wonderful ways that we can't even imagine! **(Place caring emoji on board.)**

Well children, we have come to the end of our story for today. We will see you next week for another exciting Little Gems story!





Mosheh




Aharon




Pharaoh



Mosheh with rod



Mosheh's wife and children



Patriarchs



Rod

NO, NO, NO

NO

YES, YES, YES

YES




Plagues scene



Caring emoji



Scared emoji




Brick making scene



Red Nile River



Straw gathering scene




Burning bush scene



Leprous hand





Restored hand



Task-masters

Snake



Snack



Angry elders




Elders



Mosheh



Aharon




Pharaoh



Mosheh with rod



Mosheh's wife and children



Patriarchs



Rod

NO, NO, NO

NO

YES, YES, YES

YES






Plagues scene



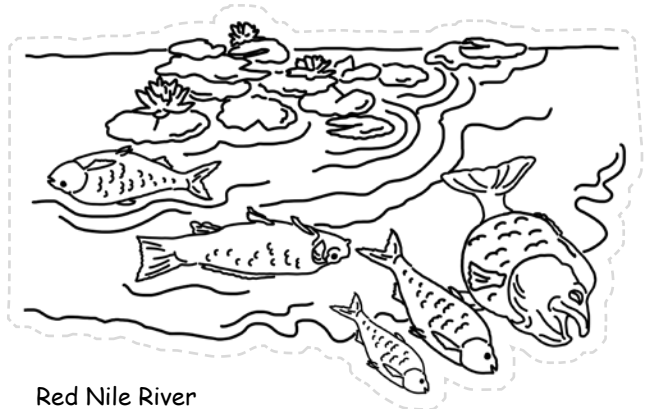
Caring emoji



Scared emoji




Brick making scene



Red Nile River



Straw gathering scene




Burning bush scene



Leprous hand


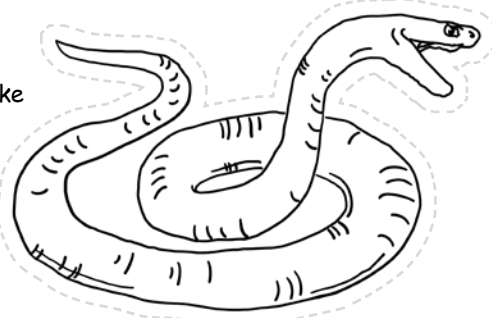


Restored hand



Task-masters

Snake



Snack



Angry elders



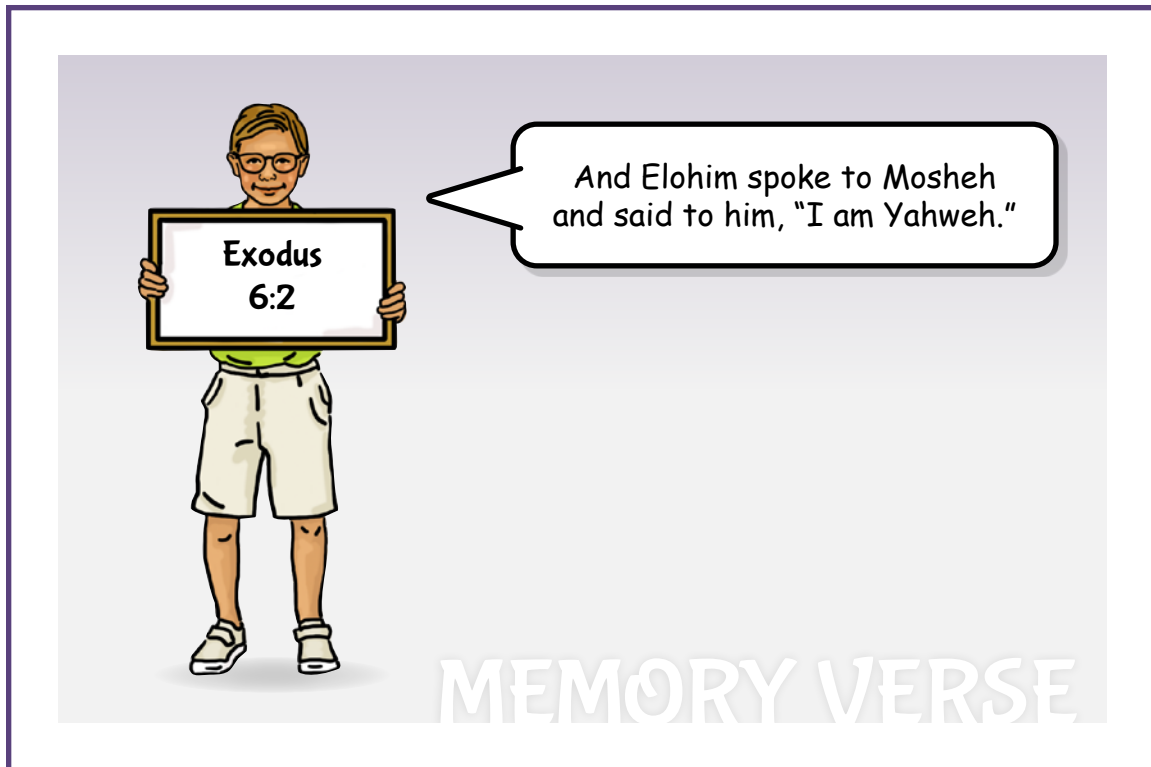
Elders

Counting What You Gained


This next section is intended to be reinforcement of the lessons learned during this parsha. Choose the activities that best fit your child.

STORING UP TREASURE IN MY HEART

The Katan Aleph memory verse for this Torah portion is Exodus 6:2. If they have not already done so, begin to help them to memorize the verse. Be creative and try acting it out, or putting it to music.



Use this space to draw a picture of the verse memorized.



Use this space to write out the verse memorized.




SEEKING TREASURE

Circle the correct choices.

1. What was Mosheh holding in his hand when Yahweh spoke to him? (4:2)



2. What did the rod turn into? (4:3)



3. What did Mosheh's hand look like when he took it out of his bosom? (4:6)



burned



normal



boils



leprous

4. Whom did Yahweh send out to meet Mosheh to help him? (4:14)



Miryam



Aharon



Yehoshua



Mosheh's wife

5. What were the people sent out to gather on their own? (5:7)



leaves



stones



straw



sand

WORD SEARCH

Search for the hidden words from this week's parsha.



BLOOD

HAND

RIVER


SNAKE

SIGNS

ROD



MAZE



Precious Possessions

CRAFT

Materials:

- Pipe cleaner (any color)
- Googly eyes (2)
- Glue
- Hot glue
- Pony beads (colors of choice)
- Optional: Red felt (for tongue)

Parent/Teacher Preparation:

- You may need to assist the child in using the hot glue for the eyes and tongue.

Snake

Exodus 4:2-4



Instructions for the Craft:

- Start by making the snake's head. Take one end of the pipe cleaner and bend it 2 times about an inch in length (P1) to form an oval shape without any empty spaces. (P2)
- Start adding beads of different colors. String them along by inserting them through the tail end of the snake. You can create a pattern or just go random. (P3)
- Keep adding beads until about half an inch. Then bend the pipe cleaner to close off the tail. (P4)
- Hot glue 2 small googly eyes onto the head. (P5)
- If you choose to, snip a piece of red felt - cut into a 'v' and glue under the snake's head - approx. 3/4" X 1/4". (P6)




P1



P2



P3



P4



P5



P6

You now have a visual representation of Mosheh's rod becoming a snake.



Sweetness of Torah

SWEET SOUNDS OF TORAH

(Sing Praises to His Name)

Here is the link for this song:

https://www.podomatic.com/podcasts/steveberkson/episodes/2023-01-07T06_00_05-08_00

This is My Name Forever

Exodus 6:2-3

Mosheh said to Yahweh,

"What do I tell the people, when they ask me who sent me

And what is His Name?"

And Yahweh said to him,

"I am the Elohim of Abraham, and the Elohim of Yitshaq, and of Ya'aqob

This is My Name

This is My Name

This is My Name forever"

And Mosheh went on his way

And he was not afraid

For he knew that Elohim was with him

And that He would say,

"I am the Elohim of Abraham, and the Elohim of Yitshaq, and of Ya'aqob

This is My Name

This is My Name

This is My Name forever"



SWEET TASTE OF TORAH

This snack relates to this week's parsha. Please take these as suggestions and make necessary changes based on your individual dietary needs.

Rod Turns Into Snake

Exodus 4:2-4



Ingredients:

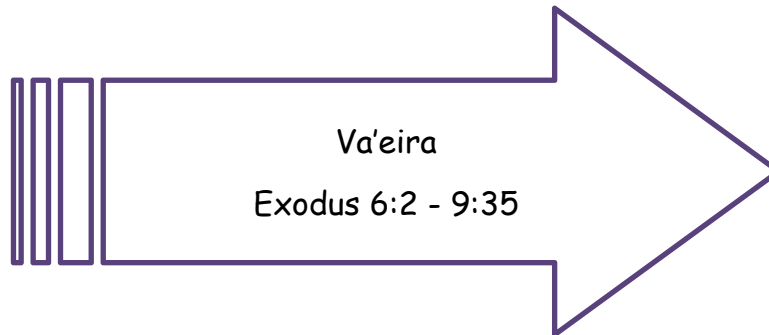
- Grapes - color of choice (8-10)
- Candy eyes (2)
- Marshmallow fluff (for adhesive)
- Skewer

Instructions:

Insert grapes through the skewer so they cover most of the skewer. Add marshmallow fluff adhesive to the candy eyes and place on head of snake. Leave some of the skewer showing to represent the snake being grabbed by its tail and turning back into a rod.

Next Week's Treasure Hunt

Next Week's Torah Portion



Suggested Reading Schedule

Monday:	Ex. 6:2-12	Yahweh's covenant with Yisra'el
Tuesday:	Ex. 6:13-27	The genealogy of Aharon
Wednesday:	Ex. 6:28 - 7:13	Yahweh informs Mosheh of His plan; Aharon performs the 1 st miracle with the rod
Thursday:	Ex. 7:14 - 8:19	Plagues 1-3: blood, frogs and gnats
Friday:	Ex. 8:20 - 9:35	Plagues 4-7: flies, death of livestock, boils and hail

