

Parsha Pearls

Shemot

"Names"

Exodus 1:1 - 6:1
Katan Bet/Gadol



In This Edition:

13.3 - Seeing is Believing
Exodus 4:1-23, 27-31; 5-7:6



Table of Contents

Parsha Pearls is a comprehensive resource that allows for complete customization by the parent. We understand that if you were to strive to accomplish all aspects of each lesson in one day it would be unrealistic and also overload for the child. It is our intention that this be used 'a la carte' so that it suits your specific needs. Our site caters to printing only the pieces you choose.

This page will provide quick links to get to the portion of the document for which you are looking. When you hover over the title a finger will appear. Click on it and you will be taken directly to that page.

If you are new to Parsha Pearls, we have created an [Introduction](#) document outlining how to use our lessons, as well as a [Scriptural Inspiration](#) document, which explains our titles and the Scriptural inspiration for them. We pray that Parsha Pearls blesses your home and that your children will grow to love the Word and to never depart from keeping Torah. As always, feel free to email us at parshapearls@mtoi.org if you have any questions.

➤ Shemot Overview	3
Pearl Seeking (The Main Lesson)	4
➤ Treasuring His Word (Overview of the Parsha)	4
➤ Parsha Points (Main Lesson Content)	4
➤ Digging Deeper (Thought Provoking Questions)	7
Searching Out Hebrew (Reading & Writing)	8
➤ Words	8
➤ Numbers	8
➤ Word Match	9
➤ Flashcards	10
➤ Writing Hebrew	11
Counting What You Gained (Worksheets)	12
➤ Storing Up Treasure In My Heart (Memory Verse)	12
➤ Seeking Treasure (Questions from the Parsha)	14
➤ Word Search	16
➤ Crossword Puzzle	18
➤ Maze	20
Precious Possessions (Arts & Crafts)	21
➤ Notebook Page	21
➤ Coloring Page	24
➤ Shemot Coloring Page	25
Sweetness of Torah	26
➤ Sweet Sounds of Torah (Song Corresponding to the Parsha)	26
➤ Sweet Taste of Torah (Snack Corresponding to the Parsha)	27
Next Week's Treasure Hunt (Looking Ahead to Next Week's Parsha)	28

SHEMOT OVERVIEW

'These are the names'... Shemot

Today, we are starting the 2nd book of the Torah, called Shemot, which means 'names' because the parsha starts with listing the names of all the children of Yisra'el (Israel) who went to Mitsrayim (Egypt). In English, the 2nd book of the Torah is called Exodus, which has a different meaning from the Hebrew. Exodus means 'a mass departure of people' and is the main theme of the book of Shemot. The 1st book of the Torah, Bereishit (Genesis) ended with the 12 tribes of Yisra'el having moved to Mitsrayim with the help of their brother Yoseph to start a new life during the famine. Now we are going to continue our story a few generations later and learn about Mosheh (Moses) who is from the tribe of Lewi (Levi), and how he was called to lead the exodus of the 12 tribes of Yisra'el from Mitsrayim to Kena'an (Canaan).

Because each parsha is so rich in information, we will only be able to examine certain parts of each parsha per lesson. We do encourage parents and their children to do their own studies. In future years, we will fill in the pieces from each parsha that we did not cover previously.

Here is a breakdown of the 11 parashot in the book of Shemot:

- Shemot (Names) - Ch. 1-5
- Va'eira (I appeared) - Ch. 6-9
- Bo (Go in) - Ch. 10-13
- Beshalach (When He sent) - Ch. 13-17
- Yitro (Jethro - His Excellency) - Ch. 18-20
- Mishpatim (Right-rulings) - Ch. 21-24
- Terumah - (Contribution) - Ch. 25-27
- Tetzaveh - (You shall command) - Ch. 27-30
- Ki Tisa - (When you lift up, or take up) - Ch. 30-34
- Vayak'hel - (He assembled) - Ch. 35-38
- Pekudei - (Amounts or Accounts) - Ch. 38-40

We pray that you will be blessed as we begin our study in the 2nd book of the Torah. Let's dig in!

SHALOM FROM YMTOI/MTOI

Pearl Seeking

TREASURING HIS WORD


Let's do a quick overview of the entire Torah portion:

Monday:	Ex. 1	The Yisra'elites are enslaved and afflicted
Tuesday:	Ex. 2	Baby Mosheh is saved by Pharaoh's daughter; Mosheh kills a Mitsrite and flees to Midyan, Mosheh marries and has a son
Wednesday:	Ex. 3	Mosheh at the burning bush; Yahweh reveals His name to Mosheh
Thursday:	Ex. 4	Yahweh gives Mosheh signs for proof; Mosheh is given Aharon his brother as a helper; Mosheh returns to Mitsrayim; He and Aharon go before the elders
Friday:	Ex. 5:1 - 6:1	Mosheh and Aharon go before Pharaoh; Pharaoh tells them to make bricks without straw; Mosheh is given grief from his fellow Hebrews; Mosheh questions Yahweh

In this week's Parsha Pearls lesson, we introduce the first 3 miracles Mosheh performs before Pharaoh. We'll journey back to Mitsrayim to witness Mosheh and Aharon speaking to the elders and the children of Yisra'el. We will watch Pharaoh's reaction when Mosheh requests him to let Yahweh's people go. A few verses borrowed from the next parsha Va'eira, will help to complete the flow of the story. (This lesson does not cover the story of the circumcision; we leave this for parents to discuss.) Now, let's read Ex. 4:1-23, 27-31; 5-7:6.

PARSHA POINTS

- Mosheh gives **Yahweh** (the Name of God) a 3rd excuse for his reluctance to be His spokesman, protesting that the people won't believe him - 4:1
- Yahweh refutes his excuse with special signs. He has Mosheh (4:2-7):
 - throw his rod (**matteh**) to the ground and watch it become a snake (**nahash**)
 - pick up the tail of the snake and watch it become a rod again
 - put his hand in his bosom and watch it become leprous, like snow
 - put his hand back in his bosom and see it restored, like his other hand
- Yahweh gives these 2 (**shtayim**) signs so that the people might believe that Yahweh **Elohim** (God) has appeared to Mosheh - 4:5



- However, if the people are not convinced by these 2 signs, then Mosheh will do yet a 3rd sign. He shall (4:8-9):

- take water from the Nile River
- pour the water onto the dry land, wherein the water will become blood



- Mosheh makes a 4th excuse, claiming that he is not eloquent in speech, but is instead slow of tongue - 4:10
- Yahweh patiently reassures Mosheh that He will be with him when he goes to speak - 4:11-12
- Mosheh still pleads with Yahweh to find someone else to speak for him - 4:13
- Yahweh expresses His displeasure to Mosheh, but says that his brother Aharon is coming out to meet him, and he will serve as Mosheh's mouthpiece; Yahweh will work with both of them - 4:14-15
- Aharon will speak to the people in the place of Mosheh and act as his mouth, and Mosheh will be his elohim (mighty one) - 4:16
- Yahweh tells Mosheh to take his rod to perform the signs - 4:17
- Mosheh then returns to his father-in-law Yitro, telling him he must return to Mitsrayim. Yitro gives Mosheh his blessing to leave - 4:18
- Yahweh also reassures Mosheh that the men who sought his life are dead - 4:19
- Mosheh takes his rod and departs with his wife and his 2 sons - 4:20
- Yahweh instructs Mosheh to (4:21-22):



- remember to do the signs that He showed him in front of Pharaoh, even though Pharaoh's heart will be set to NOT let the people go
- tell Pharaoh that Yisra'el is His first-born son, and to let His son go to serve him
- tell Pharaoh that if he does not let them go, He will kill Pharaoh's first-born



- Yahweh then directs Aharon to go meet his brother Mosheh on the mountain of Elohim - 4:27
- Mosheh reports to Aharon all that has happened between him and Yahweh - 4:28
- Mosheh and Aharon gather together all the elders of Yisra'el and tell them all that Yahweh has spoken, showing them all the signs Yahweh has given - 4:29-30
- The elders believe Mosheh, acknowledging that Yahweh has seen their affliction. They accept His promises to be with them and bow their heads, doing obeisance (worship) to Yahweh - 4:31
- Afterwards, Mosheh and Aharon return to Pharaoh, telling him, "Thus said Yahweh Elohim of Yisra'el, 'Let My people go, so that they celebrate a festival to Me in the wilderness.'" - 5:1



- Pharaoh responds that he does not know Yahweh, nor will he allow Yisra'el to go - 5:2
- Mosheh and Aharon explain to Pharaoh that their Elohim wants them to go 3 (shalosh) days' journey into the wilderness to make a sacrifice to Him - 5:3
- Pharaoh demands that the people must return to their work, and go back to their burdens - 5:4-5

- Pharaoh then commands his slave-drivers to stop giving the slaves straw for making bricks, as they'd always done. They must now go gather it for themselves, while still producing the same number of bricks as they did before - 5:6-8
- The slave-drivers and foremen relay Pharaoh's message to the people, emphasizing that they are not to diminish their daily quota of bricks - 5:10-13
- The Hebrew foremen try to advocate for the people, but when it gets them in trouble, they confront Mosheh and Aharon - 5:14-20
- They accuse Mosheh of stirring up the anger of Pharaoh and his slave-drivers, so that now they want to kill them - 5:21
- Mosheh in turn accuses Yahweh of coming up with a faulty plan, saying that he and Aharon have NOT accomplished anything, and in fact have only created more problems for the people - 5:22-23
- Yahweh assures Mosheh that Pharaoh will let His people go - 6:1
- He then reveals to Mosheh that He is Yahweh—the One who appeared to Abraham, Yitshaq, and to Ya'aqob as El Shaddai (Almighty One), to establish His covenant with them, to give them the land of Kena'an - 6:2-4
- He told Mosheh that He has heard the groanings of His people and remembers His covenant - 6:5
- Tell the children of Yisra'el these 4 (**arba**) things (6:6-7):
 - I shall **bring you out** from under the burdens of the Mitsrites
 - I shall **deliver you** from their enslaving
 - I shall **redeem you** with an outstretched arm, and with great judgments
 - I shall **take you** as My people, and I shall be your Elohim
- He reiterates that He will bring them out from under the burdens of the Mitsrites and bring them into the land which He swore to give to Abraham, Yitshaq, and Ya'aqob - 6:7-8
- Because of shortness of spirit after so many years of hard slavery, the people refuse to listen to Mosheh - 6:9
- Yahweh again directs Mosheh to go before Pharaoh, but Mosheh once more makes an excuse to get out of it. He argues that if the people didn't listen to him, why would Pharaoh listen to someone of 'uncircumcised' lips - 6:10-13, 28-30
- Yahweh reminds Mosheh that He has made him an elohim (mighty one) to Pharaoh and a prophet to Aharon - 7:1
- He is to speak to Aharon all that Yahweh says, and Aharon is to speak to Pharaoh all that Mosheh says - 7:2
- He also tells Mosheh that he will harden (strengthen) the heart of Pharaoh, so that He will be justified in sending signs and wonders upon the land of Mitsrayim - 7:3
- Pharaoh will NOT listen to him until the signs are performed - 7:4-5
- At the time when the 2 of them are sent out, Mosheh is 80 (**shmonim**) years old, and Aharon is 83 (**shmonim ve shalosh**) years old - 7:6-7



DIGGING DEEPER

Parents/Teachers may choose to use these prompts for further discussion of the Torah portion.

- The excuses which Mosheh used for not wanting to do what Yahweh asked are the same ones that people tend to use today. But Yahweh still wants us to trust Him to do His work. Discuss how we can build trust. Also, Yahweh does not need eloquence or oratory; He needs only a clean and available vessel that He can work with. Discuss how we can keep ourselves unspotted and clean. What things regularly occupy us?
- Exodus 6:6-7 is known as what? It's mentioned during which festival?
- In Exodus 6:16, Yahweh tells Mosheh that he will be an 'elohim' for Aharon. This is establishing the pecking order. Yahweh speaks to Mosheh, and his mouthpiece Mosheh speaks to Aharon. Aharon is to regard Mosheh as a 'mighty one;' whatever Mosheh speaks shall carry the same authority as if Yahweh Himself spoke it. Does this remind you of another person who came to this earth to speak only what Yahweh told Him? Discuss how we should respond to those in authority who are assigned to watch over us. Do we respect them? Do we only obey what we agree with?
- In 6:22, Yahweh refers to Yisra'el as His firstborn. Discuss the importance of this statement, and what weight it carries. What is the significance of Yahweh's warning, "If you don't give Me My first-born, I will take your first-born?" (v. 23), What does the first-born usually get?
- From the first 3 signs in this parsha, what can we glean about the significance of each one? For example, a simple rod was able to become a serpent. What did the serpent mean to the Mitsrites? What image did Pharaoh wear on his head? When Mosheh's skin appeared to have tza'arat (skin disease), what was Yahweh trying to convey? What were the Mitsrites' hygiene practices and how would this impact them? Again, consider the miracle of the water turning to blood. What significance did this have in relation to Mitsrite superstitions about the Nile River?
- Consider Yahweh's statement that He is El Shaddai (the Mighty One). Since there were 'gods' everywhere back then, discuss the impact (or lack of it) that this declaration would have for both Yisra'elites and Mitsrites. Can you see how laughable this would sound to Pharaoh? Can you understand their thinking that they would have to 'see it' to 'believe it'?



Searching Out Hebrew

Parents/Teachers can print out the '[Hebrew Pronunciation Guide](#)' to help with the pronunciation of Hebrew names and words. They can be cut out and used in conjunction with the Flashcards.

WORDS

Parents/Teachers see the following page for 3 x 5 card cut outs of the words from this week's parsha. If printed on cardstock, they can be kept in a box to reinforce learning.

Name of God (meaning 'Lord') (**יהוה**) - Yahweh

rod (**מטה**) - matteh

snake (**נחש**) - nahash

God (**אלהים**) - Elohim

NUMBERS

Parents/Teachers can print out these numbers to have as additional resources. These can be found under the 'Resources' tab on the YMTOI website.

2 - shtayim

3 - shalosh

4 - arba

80 - shmonim

83 - shmonim ve shalosh

WORD MATCH

Match this week's Hebrew words to their correct definition.

Elohim

God

Matteh

Lord

Nahash

Rod

Yahweh

Snake



FLASHCARDS

מטה
Matteh
Mat-teh
rod

אלהים
Elohim
El-o-him
God

יהוה
Yahweh
Yah-weh
Lord

נחש
Nahash
Na-hash
snake

WRITING HEBREW

Matteh (rod)

מטה

Hey Tet Mem

מטה

Elohim (God)

אלהים

Mem Soffit Yod Hey Lamed Aleph

אלהים

Yahweh (Lord)

יהוה

Hey Vav Hey Yod

יהוה

Nahash (snake)

נחש

Shin Hey Nun


נחש

Counting What You Gained

This next section is intended to be reinforcement of the lessons learned during this parsha. Choose the activities that best fit your child.

STORING UP TREASURE IN MY HEART

The Katan Bet and Gadol memory verse is Exodus 6:6-7. You can review the verse with them by reciting it out loud, acting it out, putting it to music...whatever works for you.



Exodus
6:6-7

"Say, therefore, to the children of Yisra'el, 'I am Yahweh, and I shall bring you out from under the burdens of the Mitsrites, and shall deliver you from their enslaving, and shall redeem you with an outstretched arm, and with great judgments, and shall take you as My people, and I shall be your Elohim.'"

MEMORY VERSE

Use this space to draw a picture of the verse memorized.

Use this space to write out the verse memorized.

SEEKING TREASURE

1.



What was Mosheh holding in his hand?

Circle the correct choice.

cell phone rod pencil sword

(4:2)

2.




Mosheh was told to reach out and
take the serpent by its head.

T / F

(4:4)

3.



What did Mosheh's hand look like
when he put it in his bosom?

Circle the correct choice.

stone sand snow skin

(4:6)

4.




Whom did Yahweh send to
Mosheh to be his helper?

Circle the correct choice.

Yehoshua Kaleb Aharon Qorah

(4:14)

5.



Pharaoh said, "I know Yahweh, and
I am going to let Yisra'el go."

T / F

(5:2)

6.



What did Pharaoh tell the
people to go gather?

Circle the correct choice.

manna quail straw flowers

(5:7)

7.



And Elohim spoke to Mosheh and said to him, "I am _____. And I appeared to _____ to _____ and to _____, as El _____." And by My Name, Yahweh, was I not _____ to them?"

(6:2-3)

8.

What 4 things did Yahweh say he was going to do for Yisra'el?

1. I shall _____
2. I shall _____
3. I shall _____
4. I shall _____


(6:6-7)

9.



Write down the verses where Yahweh said the words, "I am Yahweh" in Exodus 6.

10.



Mosheh is older than Aharon.


T / F

(7:7)



WORD SEARCH

Search for the hidden words from this week's parsha.




LEPROUS
FIRST SIGN
BURDENS
DIMINISH
STUBBLE
GROANINGS
SIGNS

BOSOM
SPEECH
STRAW
LABOR
FOREMEN
ENSLAVING
WONDERS

RESTORED
TONGUE
BRICKS
SLAVE-DRIVERS
IDLE
HARDEN
MIRACLE



Answer Key



LEPROUS
FIRST SIGN
BURDENS
DIMINISH
STUBBLE
GROANINGS
SIGNS


BOSOM
SPEECH
STRAW
LABOR
FOREMEN
ENSLAVING
WONDERS

RESTORED
TONGUE
BRICKS
SLAVE-DRIVERS
IDLE
HARDEN
MIRACLE



CROSSWORD PUZZLE

Complete the crossword using words from this week's parsha.



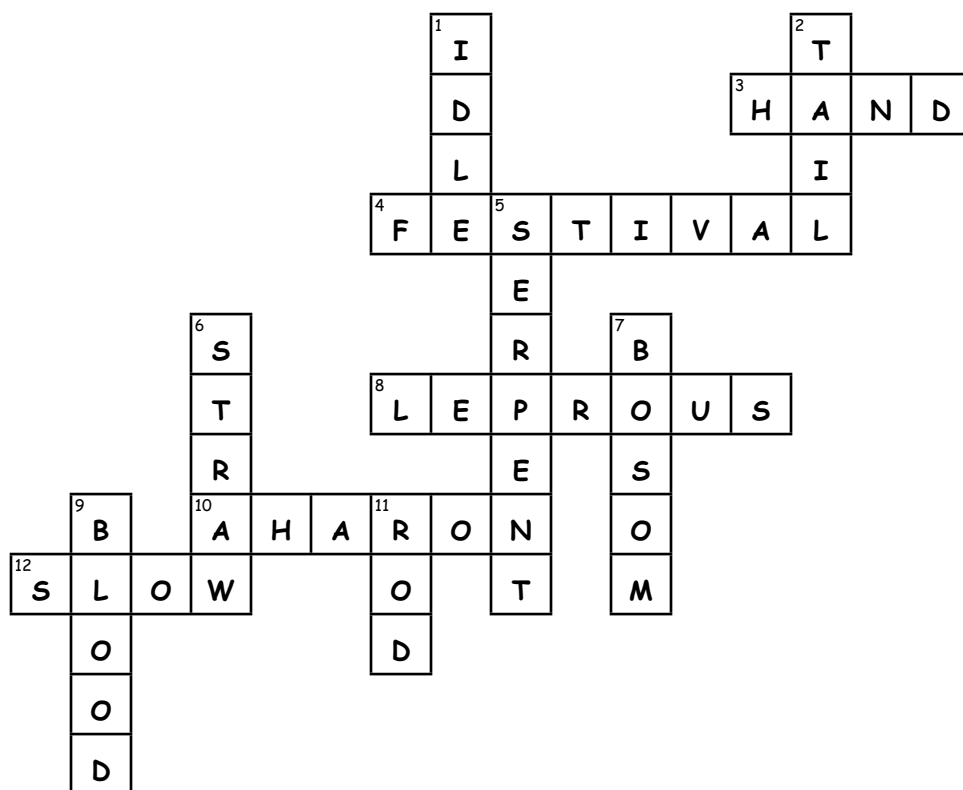
Across

3. Yahweh told Mosheh that he was going to drive out the people with a strong _____.
4. Let My people go, so that they keep a _____ to Me in the wilderness.
8. Mosheh's hand became _____ as snow.
10. Whom did Yahweh send out to meet Mosheh?
12. Mosheh said he was _____ of speech and _____ of tongue.

Down

1. Pharaoh called the slaves _____.
2. Reach out and take it by the _____.
5. What did the rod become?
6. The people were no longer given what to make bricks?
7. Mosheh put his hand in his _____.
9. The water was going to become _____ on the dry land.
11. What was in Mosheh's hand?

Answer Key




Across

3. Yahweh told Mosheh that he was going to drive out the people with a strong **hand**.
4. Let My people go, so that they keep a **festival** to Me in the wilderness.
8. Mosheh's hand became **leprous** as snow.
10. Whom did Yahweh send out to meet Mosheh? **Aharon**
12. Mosheh said he was **slow** of speech and **slow** of tongue.

Down

1. Pharaoh called the slaves **idle**.
2. Reach out and take it by the **tail**.
5. What did the rod become? **serpent**
6. The people were no longer given what to make bricks? **straw**
7. Mosheh put his hand in his **bosom**.
9. The water was going to become **blood** on the dry land.
11. What was in Mosheh's hand? **rod**

MAZE



Precious Possessions

NOTEBOOK PAGE

Rod Turns into Snake

Exodus 4:2-4

Materials:

- Cardstock - white & colored
- Construction paper - brown (for the rod) & colors of choice (for the snake & diamond pattern)
- Puncturing tool
- Rubber bands
- Brads
- Glue
- Glue stick
- Scissors
- Coloring pencils, crayons or markers
- Notebook Template: A

Parent/Teacher Preparation:



- Print Notebook Template A on white cardstock.

Instructions for the Notebook Page:

- Cut out all Template pieces. (P1)
- Place the rod/snake template and the diamond template onto your construction papers so that you can cut them out at the same time.
 - Cut brown for the rod and whatever color you prefer for the snake. (P2a, P3)
 - Cut colors of choice for the diamond pattern. (P2b, P3)

Assembling the Snake

- Glue the 'brown rod' onto one side of Notebook Template A. Make sure you have the correct sides facing each other. (P4)
- Glue the 'snake' onto the other side of Notebook Template A. Make sure you have the correct sides facing each other. (P5)



P1



P2a




P2b



P3



P4



P5

Instructions for the Notebook Page Cont'd:

Assembling the Snake cont'd


- Using a puncturing tool, poke a hole with your tool through the top of the snake's head and tip of its tail. (P6a, P6b)
- Color in the eyes templates. (P7)
- Glue the eyes onto the snake where the head widens below the hole. (P8a)
- Make a door hanger with your rubber bands at the 2 holes on the snake. (P8a, P8b)
- Glue the 'diamond shapes' onto the snake below the eyes where the body begins. (P9)
- Cut off excess on sides. (P10)



P6a



P6b



P7



P8a



P8b

Assembling the Main Page

- Place the rod/snake onto the Main Page diagonally, (cardstock color of choice) and mark 2 holes on the Main Page inside the rubber bands. (P11)
- Using a puncturing tool, poke a hole in these 2 spots on the Main Page. (P12)
- Insert brads through your rubber bands and insert through the holes on the Main Page. (P13)
- Open the brads on the back to secure.
- Your rod should be able to flip over to become a snake.



P9



P11



P10



P13



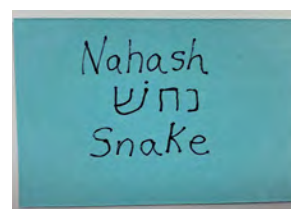
P12

Hebrew Words

- Write the following directly on the Main Page or on a piece of colored cardstock and glue to page:
 - 1) **Matteh** 2) **מטה** 3) **Rod** (P14)
 - 1) **Nahash** 2) **נחש** 3) **Snake** (P15)
- Glue the words above and below the diagonal rod/snake. (P16, P17)



P14



P15


You now have a visual representation of the rod becoming a snake.




P16



P17





Isis no

"Names"
Exodus 1:1 - 6:1

Eni

Sweetness of Torah

SWEET SOUNDS OF TORAH

(Sing Praises to His Name)

Here is the link for this song:

https://www.podomatic.com/podcasts/steveberkson/episodes/2023-01-07T06_00_05-08_00

This is My Name Forever

Exodus 6:2-3

Mosheh said to Yahweh,
"What do I tell the people, when they ask me who sent me
And what is His Name?"
And Yahweh said to him,
"I am the Elohim of Abraham, and the Elohim of Yitshaq, and of Ya'aqob
This is My Name
This is My Name
This is My Name forever"



And Mosheh went on his way
And he was not afraid
For he knew that Elohim was with him
And that He would say,
"I am the Elohim of Abraham, and the Elohim of Yitshaq, and of Ya'aqob
This is My Name
This is My Name
This is My Name forever"

SWEET TASTE OF TORAH

This snack relates to this week's parsha. Please take these as suggestions and make necessary changes based on your individual dietary needs.

Rod Turns Into Snake

Exodus 4:2-4



Ingredients:

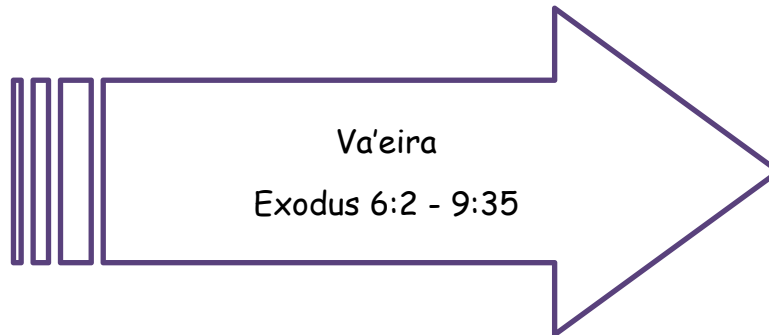
- Grapes - color of choice (8-10)
- Candy eyes (2)
- Marshmallow fluff (for adhesive)
- Skewer

Instructions:

Insert grapes through the skewer so they cover most of the skewer. Add marshmallow fluff adhesive to the candy eyes and place on head of snake. Leave some of the skewer showing to represent the snake being grabbed by its tail and turning back into a rod.

Next Week's Treasure Hunt

Next Week's Torah Portion



Suggested Reading Schedule

Monday:	Ex. 6:2-12	Yahweh's covenant with Yisra'el
Tuesday:	Ex. 6:13-27	The genealogy of Aharon
Wednesday:	Ex. 6:28 - 7:13	Yahweh informs Mosheh of His plan; Aharon performs the 1 st miracle with the rod
Thursday:	Ex. 7:14 - 8:19	Plagues 1-3: blood, frogs and gnats
Friday:	Ex. 8:20 - 9:35	Plagues 4-7: flies, death of livestock, boils and hail