

# Beshalach

"When He Sent"

Exodus 13:17 - 17:16

Katan Aleph



In This Edition:

16.2 - Grumble, Gripe, Complain

Exodus 15:22-27; 16; 17:1-7



---

# Table of Contents

---

Parsha Pearls is a comprehensive resource that allows for complete customization by the parent. We understand that if you were to strive to accomplish all aspects of each lesson in one day it would be unrealistic and also overload for the child. It is our intention that this be used 'a la carte' so that it suits your specific needs. Our site caters to printing only the pieces you choose.

This page will provide quick links to get to the portion of the document for which you are looking. When you hover over the title a finger will appear. Click on it and you will be taken directly to that page.

If you are new to Parsha Pearls, we have created an [Introduction](#) document outlining how to use our lessons, as well as a [Scriptural Inspiration](#) document, which explains our titles and the Scriptural inspiration for them. We pray that Parsha Pearls blesses your home and that your children will grow to love the Word and to never depart from keeping Torah. As always, feel free to email us at [parshapearls@mtoi.org](mailto:parshapearls@mtoi.org) if you have any questions.

<b>Gem Seeking</b> (The Main Lesson) . . . . .	<b>3</b>
➤ Little Gems Story (Story for Younger Children)	3
➤ Little Gems Story Characters	7
<b>Counting What You Gained</b> (Worksheets) . . . . .	<b>13</b>
➤ Storing Up Treasure in My Heart (Memory Verse)	13
➤ Seeking Treasure (Questions from the Parsha)	15
➤ Word Search	16
➤ Maze	17
<b>Precious Possessions</b> (Arts & Crafts) . . . . .	<b>18</b>
➤ Craft	18
» Palm Tree	18
» Yahweh feeds the children of Yisra'el manna and quail	20
➤ Coloring Page	26
<b>Sweetness of Torah</b> . . . . .	<b>27</b>
➤ Sweet Sounds of Torah (Song Corresponding to the Parsha)	27
➤ Sweet Taste of Torah (Snack Corresponding to the Parsha)	28
<b>Next Week's Treasure Hunt</b> (Looking Ahead to Next Week's Parsha) . . . . .	<b>29</b>



# Gem Seeking

## LITTLE GEMS STORY

### Parent/Teacher Preparation:

Please see the [Instructions for the Little Gems Story](#) on the YMTOI website. This will help you to understand how to prepare for the story.

### Grumble, Gripe, Complain

Shalom children! Today, let's meet 3 characters who are about to show up in our lesson. The first one is Master Grumble. **(Place Master Grumble on board.)** Is he fun to be around? Not much! And here's his twin brother, Master Gripe. **(Place Master Gripe on board.)** Do they ever visit your house? **(Allow children time to answer.)** Finally, let's meet Miss Complain. **(Place Miss Complain on board.)** No matter what happens, she sees the bad side of it and begins to squawk like a mad hen. **(Place mad hen on board.)** Let's look at 3 Bible stories that show us exactly what Yahweh thinks of them. Our stories take place soon after the children of Yisra'el were rescued from Pharaoh's army. They had begun their journey through the dry wilderness when...Well, let's look at our first story.

**(Remove all characters from board.)**

Have you ever felt as dry as a bag of chips? How would it feel if you had to keep walking for 3 whole days without a drop to drink? Well, that's how the children of Yisra'el felt. It began soon after the great miracle at the Reed Sea. One minute, the Mitsrian army was racing up behind them, ready to slaughter them all, and the next minute, the walls of water came crashing back into place and drowned every one of their enemies. **(Place Sea of Reeds scene on board.)** What did the people do then? Why, they danced and sang and jumped up and down, banging on tambourines and praising Yahweh at the top of their lungs. **(Place women dancing with tambourines on board.)** Wouldn't you? I would!

But when they woke up the next day...Oh no! They'd drunk up all the water they'd brought with them for the journey. What were they going to do? Well, they guessed that Mosheh would figure it out; he always seemed to have some trick up his sleeve! So, they packed up and trudged all day through the wilderness with nothing to drink. Not fun! But they still thought that maybe Mosheh would do another miracle, so they journeyed along a second whole day-thirsty and tired, growing grumpier by the minute, griping and complaining with every step.

**(Place Master Grumble, Master Gripe and Miss Complain on board.)**

On the third morning, Mosheh and Aharon woke up to the sound of babies wailing inside the tents, and the murmur of thousands of worried voices. **(Place sad people on board.)** "That crazy Mosheh had better do something quick!" they whispered. The people packed up with scowls on their faces and pushed on once more, exhausted and parched. **(Children can you make a scowl face? Show children how to make one.)** They plodded along for hours, ready to faint. But suddenly they heard shouts up ahead: WATER! WATER!



The news spread like wildfire, all the way to the end of their long line. Mommies scooped up their babies and little children and ran ahead. Donkeys and oxen had to be held back. Thirsty herds of cattle, sheep and goats became hard to control. Mosheh went in front of them, finally stopping at the edge of a great, deep pool of water. **(Place water scene on board.)** But he could sense something was wrong; the animals were acting nervous. A few men knelt down and tasted the water, then quickly spat it out. Ptooeey! Ick! "Poison!" they yelled. "Don't drink; the water is bitter!"

By now, the people had had enough. They got burning mad and turned on Mosheh, shouting, "So, what are we supposed to drink? We're all going to die!" **(Remove sad people and place angry people on board.)** But Mosheh knew what to do: he cried to Yahweh for help, and Yahweh pointed him to a beautiful tree nearby. **(Place palm tree on board.)** His men quickly cut it down and brought it to Mosheh at the water's edge. Mosheh lifted it high and heaved it into the water with all his might. "Now try the water," he told his men. And what did they find? That's right! The bitter water had become clean and sweet. All the people drank to their heart's content and said, "Ahhh!" Children, let's say it with them: "A-H-H-H!" **(Remove angry people and place happy people on board.)**

Again, Yahweh spoke through Mosheh and Aharon, saying to the people that He would be testing them, to prove whether or not they really trusted Him. If they would do their very, very best to obey His voice and do what was right in His eyes, then He would always be their Healer, protecting them from the plagues and diseases they'd seen Him do to the Mitsrites. Then He led them to a beautiful oasis in the desert, called Elim. Can you say, "Eh-LEEM?" It means "gods." Elim had 12 springs of refreshing water, and 70 swaying, green palm trees to provide fruit and shade. **(Place Elim scene on board.)** Do you think Yahweh wanted to love on His people, to give them rest and encourage them to trust Him in everything? I sure think so!

**(Remove all characters from board.)**

But their relief didn't last long. In our second story, some weeks have gone by. The people had stayed on the move until at last they came to the Wilderness of Sin, which means 'thorn.' By now, their old, dry bread was gone, and their tummies were rumbling. Now, when you kids get tired and hungry, do Master Grumble and Master Gripe show up? Uh-huh, they sure do. Now, you wouldn't expect thousands of Yisra'elite grownups to listen to Master Grumble and Master Gripe, but that's what they did. **(Place Master Grumble and Master Gripe on board.)** They whined that this was way worse than Mitsrayim, where they'd enjoyed cooked meat and warm, fresh bread! And that's when Miss Complain invited herself to the party. **(Place Miss Complain on board.)** She got them to accuse Mosheh of bringing them out into the wilderness just to make them die of hunger. They even complained that it would be better if they'd all been killed back in Mitsrayim!

By now you're thinking what silly people they were, acting like a bunch of two-year-olds! Hmm, do we ever act like that? But once more, Yahweh was patient with them. He appeared in a bright cloud, saying to Mosheh and Aharon that the people would eat meat that very evening. And in the morning, He would rain down bread straight from heaven, and they would all be filled. But Yahweh warned them that He Himself was listening to every word they said. When they grumbled against their leader, Mosheh, they were really grumbling against the Almighty who had sent him! Yahweh would show them that He was their one and only Elohim; He was ready and able to help them through every test.





Now, has anyone here ever tasted quail? **(Place quail on board.)** They're plump little birds that can be roasted like chickens—very tasty. That afternoon, huge flocks of quail fluttered just above their heads. The birds began to fall to the ground, until they covered the whole camp. Everyone ran to gather them up, and that night they had the biggest backyard barbecue you ever saw! The next morning, the ground all around their camp was covered with tiny, white things, like frost on the ground. **(Place manna scene on board.)** They were round like seeds, sparkling in the dew. It tasted kind of sweet, like graham crackers, and when the sun grew hot, it melted. No one had ever seen anything like it, so they called it "manna," which is a short way of saying, "What-on-earth-IS-this-stuff?" Yahweh said for them to gather one portion per person for 5 days, and NOT to keep any leftovers till the next day. But some of them did try to keep manna overnight, and when they got up in the morning, Eeww, did it stink! And, it was loaded with worms—yuck! **(Place manna with worms on board.)** Yahweh was not at all pleased with them, and neither was Mosheh. **(Place angry emoji on board.)**

Now, the 6<sup>th</sup> day of manna would be different. On that morning, they needed to collect a double portion for each person **(place 2 manna portions on board)**, and keep their 2<sup>nd</sup> portion overnight, because...Well, the next day would be what? The Sabbath, right? Of course, there would be no gathering on Shabbat! Sure enough, when they woke up on Sabbath morning, the manna smelled fresh—not a single worm. But some were greedy; they had gobbled up all their manna from the 6<sup>th</sup> day, and then disobeyed Yahweh by going out early on the Sabbath to grab more. By now, their Elohim was really unhappy with them, and Mosheh, too. Still, Yahweh faithfully fed His people daily manna—for 40 whole years, in fact. He told Mosheh to fill a pot with it, then to store it in the ark of the Witness as proof that Yahweh always takes care of His children. **(Place ark of the witness and pot of manna on board.)**

In our final story, we find the children of Yisra'el encamped in a place called Rephidim, where they ran out of water all over again. Even though there was no water there, they remembered how Yahweh had made the bitter water sweet, and cheerfully waited for Him to provide for them once again. Oh. Umm... Did I get something wrong? Sorry to say, it did NOT go that way. In fact, the people complained that Yahweh wasn't with them at all! **(Place angry people on board.)** Again, they accused Mosheh of leading them out into the wilderness to make them die of thirst. This time, they got so angry that they were about ready to stone him! But Mosheh called to Yahweh for help, and guess what happened? Yahweh told him to pick up his rod and call the elders to stand with him in front of a giant rock. **(Place Mosheh beside rock with rod in his hand scene on board.)** Then, as all the people watched, he was to strike the rock with his rod. And what happened? That huge rock split open with a loud crack, and fountains of clear water gushed out, until the dry valley was filled with all they needed. **(Place rock splitting with water pouring out scene on board.)** But Mosheh was sad because of all their bitter striving with him. He named that place Mara, which means bitter, and Meribah, which means to fight against Elohim.



In these 3 stories, we see how disappointed Yahweh was with His grumbling children. **(Place sad emoji on board.)** He wants His people to learn what a generous and kind ruler He is, and that He is King over absolutely everything! The ones He picks to lead us are put in place for our own good. His leaders represent His authority, and if we rebel against them, we are fighting HIM! Later we'll see how that generation never made it into the Promised Land. They didn't learn that it just doesn't pay listen to Master Grumble, Master Gripe and Miss Complain. **(Point to Master Grumble, Master Gripe and Miss Complain.)** Are you ready to kick those characters out? I sure am! **(Remove Master Grumble, Master Gripe and Miss Complain from board.)** Let's remember the lessons from these 3 stories and strive to have an attitude of gratitude!

Well children, we have come to the end of our story for today. We will see you next week for another exciting Little Gems story!





Master Gripe



Master Grumble




Miss Complain



Angry emoji




Sad emoji




Women dancing with tambourines



Sea of Reeds scene



Manna with worms



2 Manna portions






Pot of manna



Palm tree




Ark of the Witness




Sad people



Angry people



Quail



Water scene



Happy people






Mosheh beside rock with rod in his hand scene



Elim scene



Rock splitting with water pouring out scene



Manna scene



Mad hen



Master Gripe



Master Grumble




Miss Complain




Angry emoji




Sad emoji




Women dancing with tambourines



Sea of Reeds scene



Manna with worms



2 Manna portions

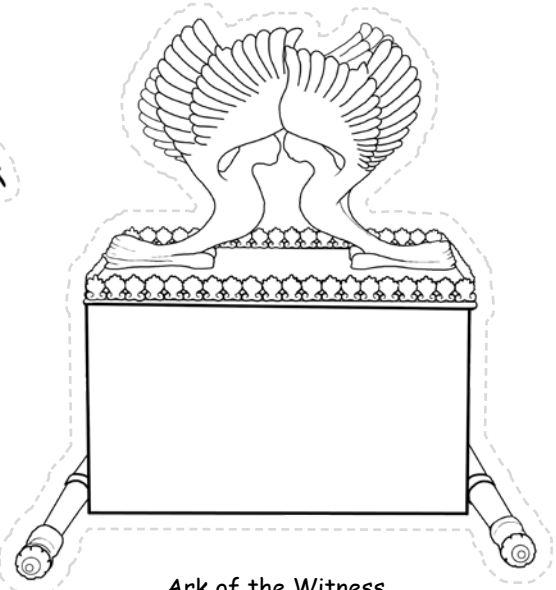




Pot of manna



Palm tree




Ark of the Witness



Sad people



Angry people



Quail



Water scene



Happy people






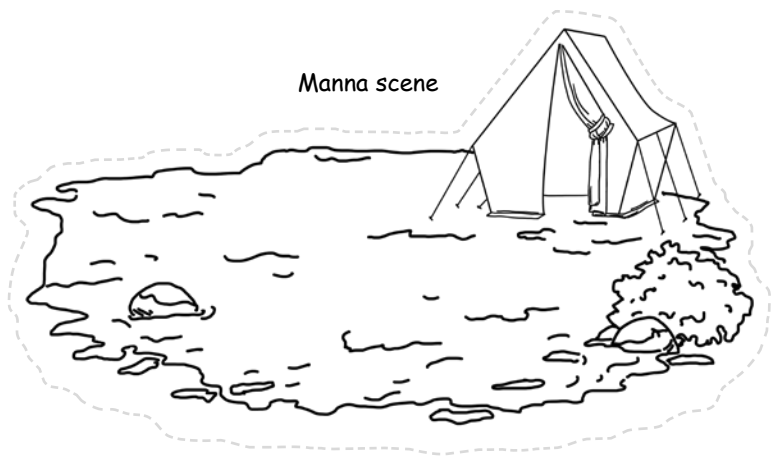
Mosheh beside rock with rod in his hand scene



Elim scene



Rock splitting with water pouring out scene



Manna scene



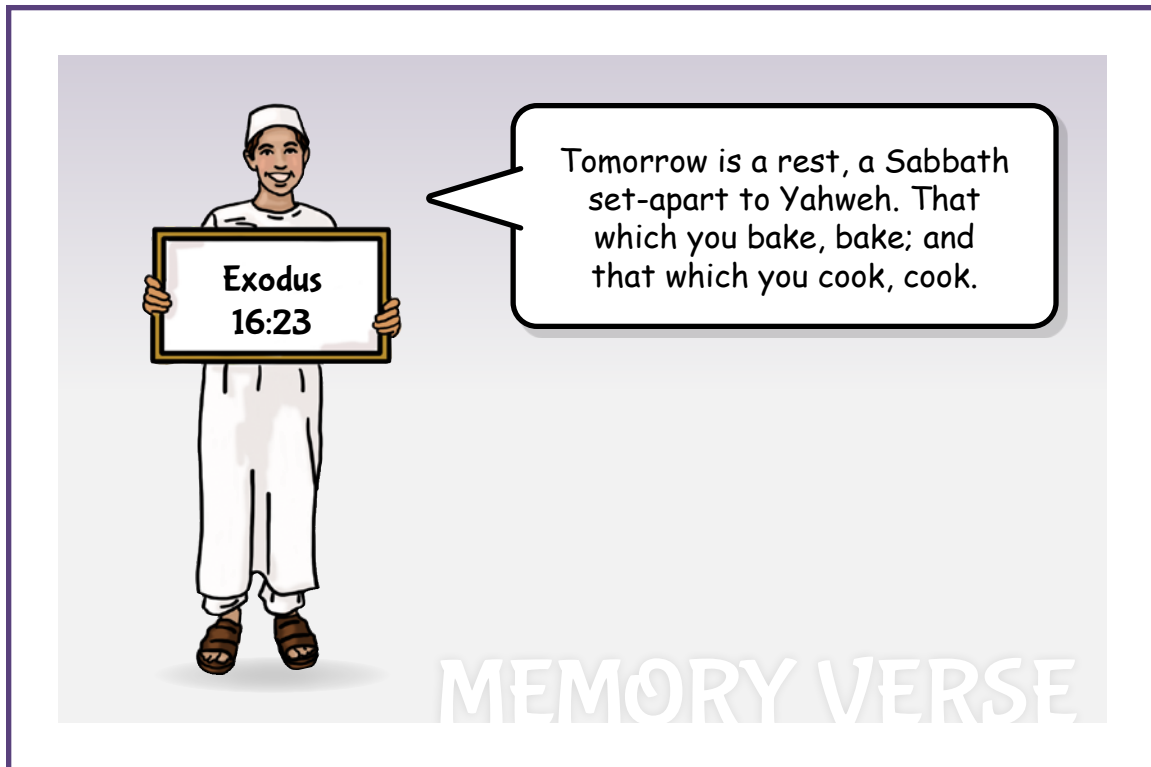
Mad hen

# Counting What You Gained


This next section is intended to be reinforcement of the lessons learned during this parsha. Choose the activities that best fit your child.

## STORING UP TREASURE IN MY HEART

The Katan Aleph memory verse for this Torah portion is Exodus 16:23. If they have not already done so, begin to help them to memorize the verse. Be creative and try acting it out, or putting it to music.



Use this space to draw a picture of the verse memorized.



Use this space to write out the verse memorized.

---

---

---

---

---

---

---

---

---

---

---

---

---

---

---

---

---

---

---

---

---

---

---

---





# SEEKING TREASURE

Circle the correct choices.


1. What did Mosheh throw into the waters of Marah to make it sweet? (15:25)



2. What did Yahweh provide for the Yisra'elites to eat when they grumbled about the manna? (16:8, 12-13)



3. What happened to the manna when it was left overnight during the week? (16:20)




4. What did Mosheh do to the rock in Horeb to get water from it? (17:6)



5. Who supported Mosheh's hands when they got tired? (17:12)



Yehoshua and Kaleb



Aharon and his sons



Yehoshua and Hur



Aharon and Hur

# WORD SEARCH

Search for the hidden words from this week's parsha.



MANNA

QUAIL

ROCK

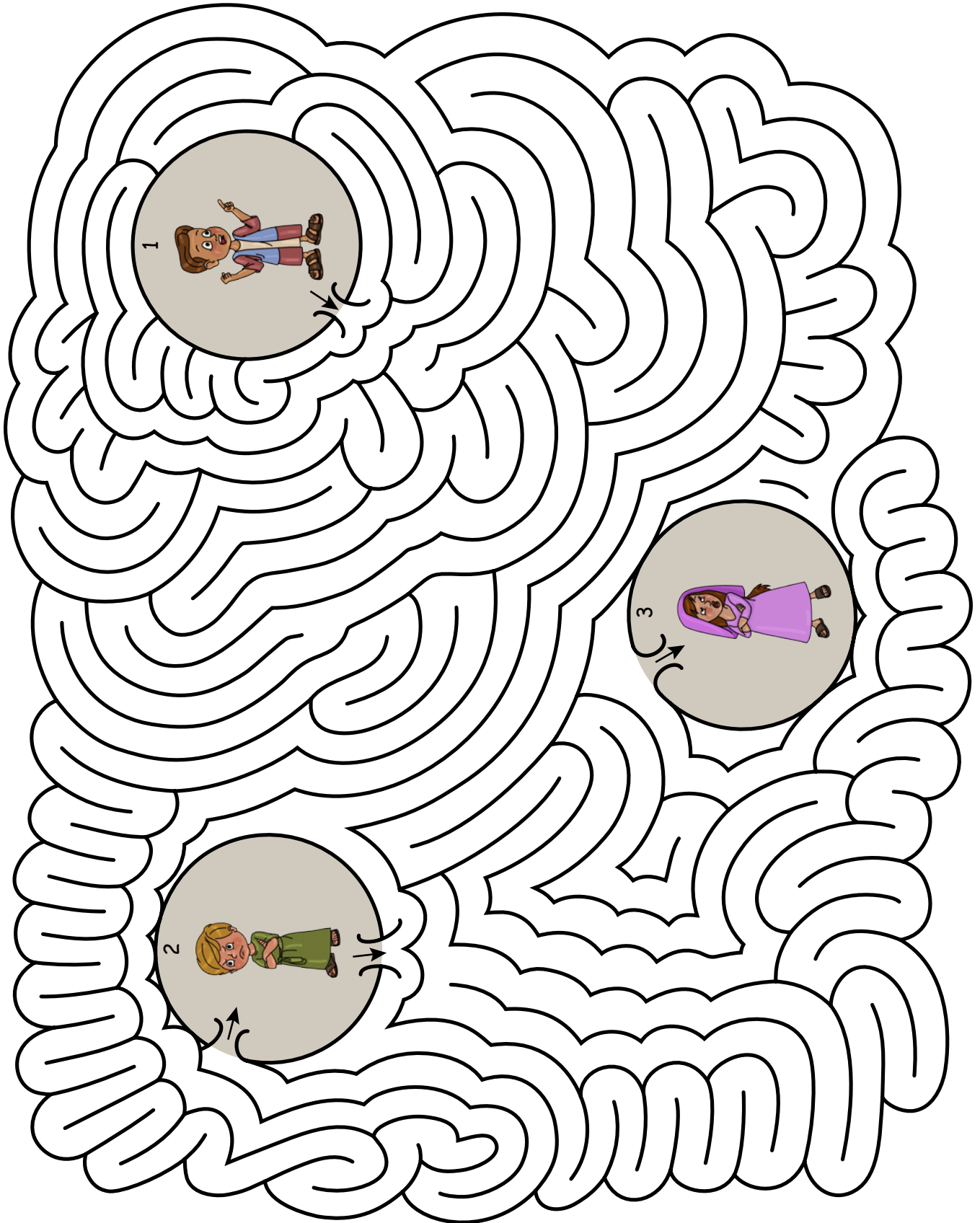
POT

WORMS

WATER



# MAZE





# Precious Possessions

## CRAFT

### Palm Tree

Exodus 15:27

#### Special Note:

We offer a 3<sup>rd</sup> alternative craft in Parsha Pearls lesson Chukat 39.1 that you can do depicting Mosheh striking the rock, and water coming out if you choose to do as it pertains to this week's lesson.

### Materials:

- Construction paper - green
- Paper towel roll
- Pencil (for tracing hand)
- Paper clips (to hold the papers together when cutting)
- Glue
- Scissors

#### Parent/Teacher Preparation:

- You may need to assist the child in tracing their hand onto the green construction paper.

### Instructions for the Craft:


- Start by tracing the child's hand onto green construction paper. Make sure to have the child place their hand to the edge of one side so that you can fold the paper and cut out more than one hand to make the palm tree leaves. (P1)
- Fold the paper as many times as you can as you will need 6 hands.
- If you want to cut more hands at one time, paper clip more construction papers together to keep the papers from moving and cut out hand shape. (P2a, P2b)
- Lay out your paper towel roll and 6 hands. (P3)



P1



P2a



P2b



P3

## Instructions for the Craft cont'd:

- Apply glue to one end of the paper towel roll 'trunk'. (P4)
- Lay 1 hand down on the table and place paper towel roll 'trunk' onto it at the wrist. (P5)
- Flip the palm tree trunk upright and add glue to a second hand at the wrist. Place it over the glued hand already on the palm tree to adhere so that the 2 wrists are meeting across from each other. (P6a, P6b)
- Add glue to the wrists of the rest of the hands and place over each other at opposite ends so that you have 6 palm leaf fronds. (P7a, P7b)

*You now have a visual representation of a palm tree when the children of Yisra'el camped in Elim where there were 12 fountains of water and 70 palm trees.*



P4



P5



P6a



P6b



P7a



P7b

# CRAFT

## Special Note:

We offer a 3<sup>rd</sup> alternative craft in Parsha Pearls lesson Chukat 39.1 that you can do depicting Mosheh striking the rock, and water coming out if you choose to do as it pertains to this week's lesson.

## Yahweh feeds the children of Yisra'el manna and quail

Exodus 16:1-22 and Numbers 11:1-9, 31-32

## Materials:


- Cardstock - white
- Rice
- Cotton balls
- Double-sided foam dimensional
- Ruler (to assist in folding)
- Double-sided adhesive tape
- Clear glue
- Craft Templates: Main Page & A (BW) or Main Page & B (color)

## Parent/Teacher Preparation:

- Print Craft Templates of choice on white cardstock.

## Instructions for the Craft:


- If using BW Templates, color using medium of choice.
- Cut out all Template pieces. (P1)
- Adhere a double-sided foam dimensional to the back of all the Template pieces. (P2)
- Place the single quail on the left side of the Main page near the basket over it's drawing. (P3)
- Place the multiple quail on the left side of the Main Page near the man with the basket in his arms. (P4)
- Place the basket on the right side of the Main Page in between the adults and children. (P5)
- You are now ready to make the 3-D basket. (P6)
- Using a ruler to assist you, fold the Main Page on the dotted lines. (P7)



P1



P2



P3



P4



P5



P6



P7



# Instructions for the Craft cont'd:

## Making and Placing the 3-D Basket

- Using a ruler to assist you, fold the tabs on the basket. (P8a, P8b)
- Roll double-sided tape onto the tabs and connect the basket to the white indicators on the Main Page. (P9)



P8a



P8b

## Embellishing the Main Page

- Place glue onto the dimensionalized basket and sprinkle some rice onto the glue. (P10a, P10b)
- Place glue on the folded edge on the right side of the Main Page and sprinkle some rice onto the glue. (P11a, P11b)
- Place glue under the 3-D basket. (P12)
- Stuff the basket with cotton balls and place glue on the top of the pile. (P13)
- Sprinkle some rice onto the glue. (P14)



P9



P10a



P10b




P11a



P11b



P12




P13



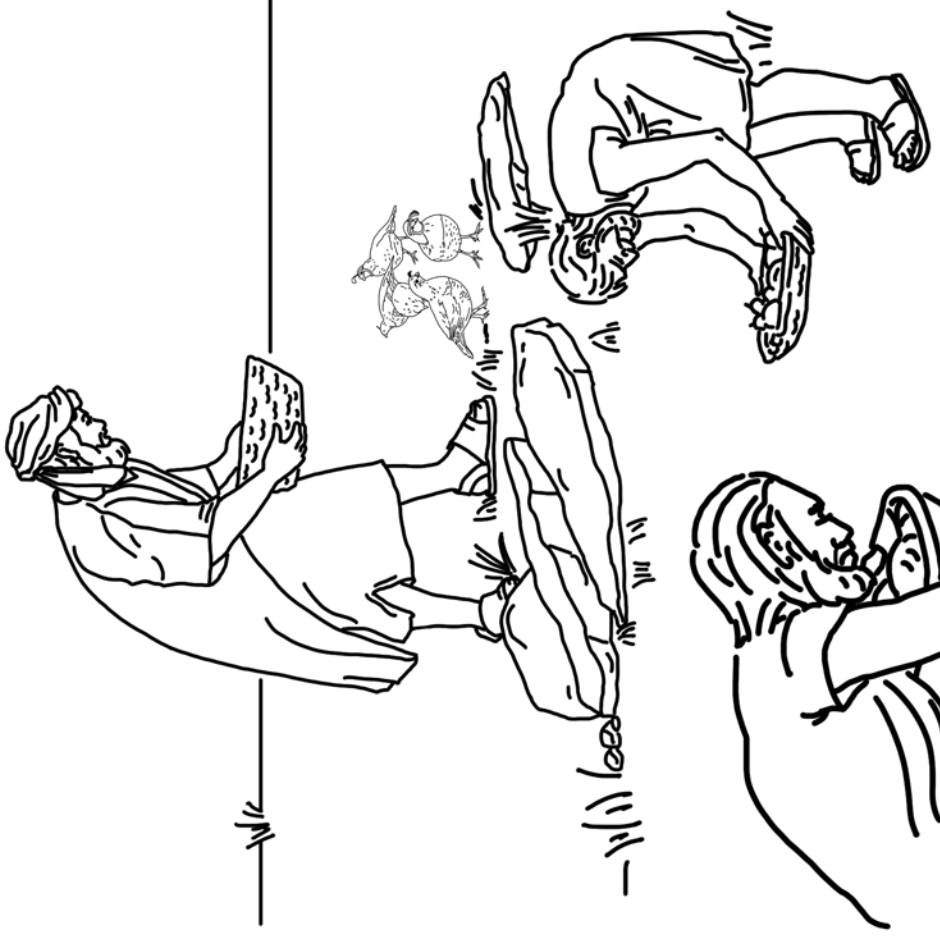
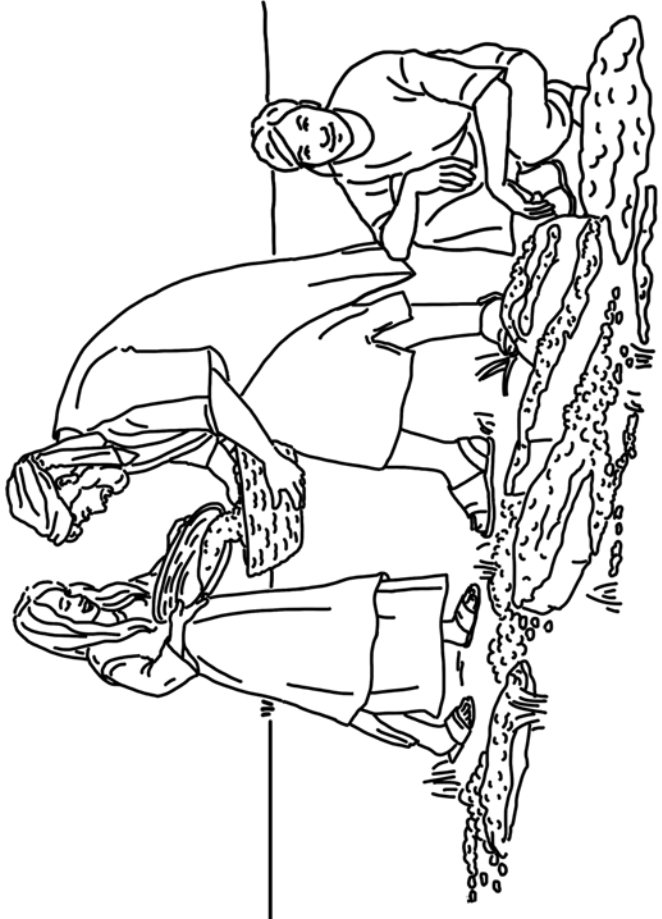
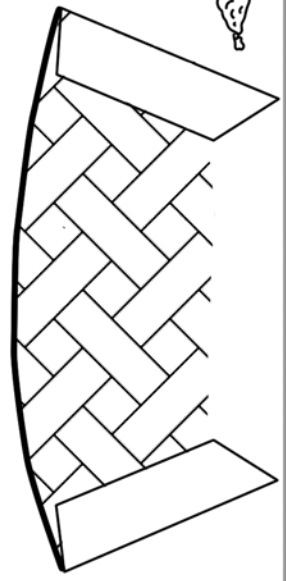
P14

*You now have a visual representation of the manna and quail that Yahweh provided to the children of Yisra'el to feed them in the wilderness.*



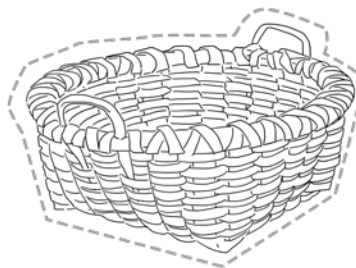




بچه‌ها با شن بازی می‌کنند.






بچه‌ها با شن بازی می‌کنند.

Craft Template A (BW)

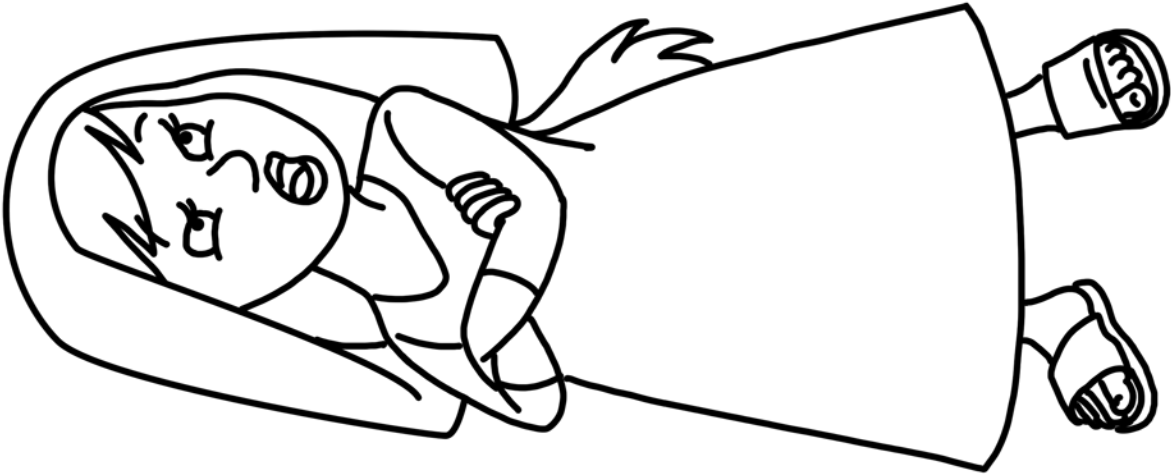
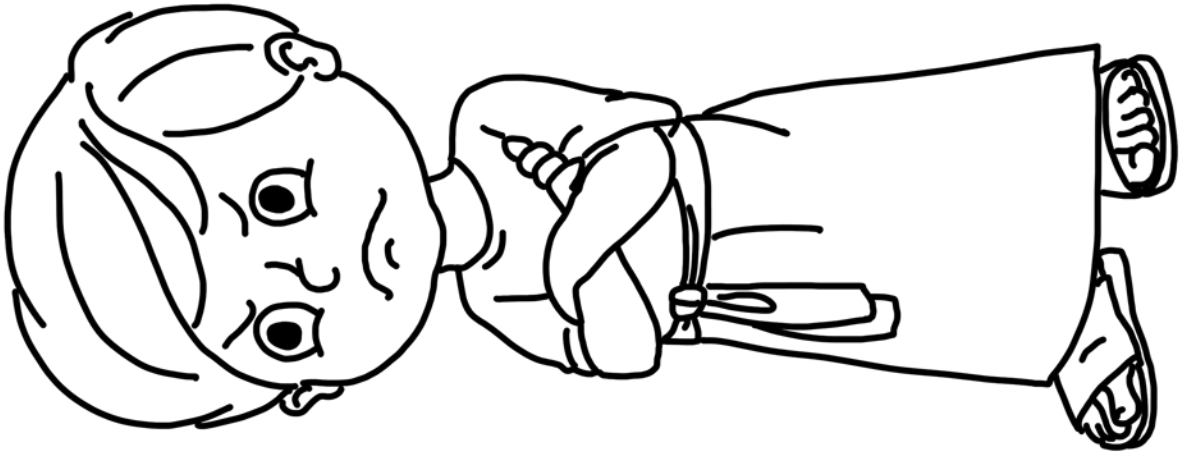




Craft Template B (col)







---

# Sweetness of Torah

---

## SWEET SOUNDS OF TORAH

(Sing Praises to His Name)

Here is the link for this song:

[https://www.podomatic.com/podcasts/steveberkson/episodes/2023-01-27T07\\_49\\_06-08\\_00](https://www.podomatic.com/podcasts/steveberkson/episodes/2023-01-27T07_49_06-08_00)

### Grumbling, Grumbling

"Back in Mitsrayim, we were never hungry.

We were fed bread and meat,

And always had plenty.

Can you hear our cries Mosheh?"

### Chorus:

Grumbling, Grumbling

The children of Yisra'el were grumbling, grumbling, against Mosheh

"Have you brought us here to die?"


Grumbling, Grumbling

Yahweh said to Mosheh,

"I have heard their cries.

I will provide bread and meat to satisfy

For they shall know that I am Yahweh."



# SWEET TASTE OF TORAH

This snack relates to this week's parsha. Please take these as suggestions and make necessary changes based on your individual dietary needs.

## Palm Trees

Exodus 15:27



### Ingredients:

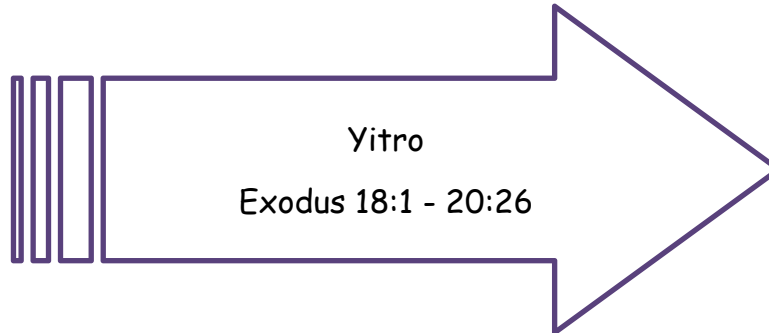
- Green jelly spearmint leaves candy
- Pretzel rods

### Instructions:

Lay 4 spearmint leaves candy in a leaf pattern over a pretzel rod to represent the tree that Mosheh threw into the water to make it sweet.

# Next Week's Treasure Hunt

## Next Week's Torah Portion



## Suggested Reading Schedule

Monday:	Ex. 18:1-12	Yitro's advice to Mosheh
Tuesday:	Ex. 18:13-27	Yitro's advice to Mosheh
Wednesday:	Ex. 19:1-15	Yahweh's instructions to Yisra'el to prepare for receiving the Commandments
Thursday:	Ex. 19:16-25	Yahweh appears on Mt. Sinai
Friday:	Ex. 20	The giving and receiving of the 10 Commandments