

Parsha Pearls

Yitro

"His Excellency"

Exodus 18:1 - 20:26

Katan Bet/Gadol



In This Edition:

17.1 - Can I Get Some Help Here?

Exodus 17:8-16; 18



Table of Contents

Parsha Pearls is a comprehensive resource that allows for complete customization by the parent. We understand that if you were to strive to accomplish all aspects of each lesson in one day it would be unrealistic and also overload for the child. It is our intention that this be used 'a la carte' so that it suits your specific needs. Our site caters to printing only the pieces you choose.

This page will provide quick links to get to the portion of the document for which you are looking. When you hover over the title a finger will appear. Click on it and you will be taken directly to that page.

If you are new to Parsha Pearls, we have created an [Introduction](#) document outlining how to use our lessons, as well as a [Scriptural Inspiration](#) document, which explains our titles and the Scriptural inspiration for them. We pray that Parsha Pearls blesses your home and that your children will grow to love the Word and to never depart from keeping Torah. As always, feel free to email us at parshapearls@mtoi.org if you have any questions.

Pearl Seeking (The Main Lesson)	3
➤ Treasuring His Word (Overview of the Parsha)	3
➤ Parsha Points (Main Lesson Content)	3
➤ Digging Deeper (Thought Provoking Questions)	5
Searching Out Hebrew (Reading & Writing)	6
➤ Words	6
➤ Numbers	6
➤ Word Match	7
➤ Flashcards	8
➤ Writing Hebrew	9
Counting What You Gained (Worksheets)	10
➤ Storing Up Treasure In My Heart (Memory Verse)	10
➤ Seeking Treasure (Questions from the Parsha)	12
➤ Word Search	14
➤ Crossword Puzzle	16
➤ Maze	18
Precious Possessions (Arts & Crafts)	19
➤ Notebook Page	19
➤ Coloring Page	26
Sweetness of Torah	27
➤ Sweet Sounds of Torah (Song Corresponding to the Parsha)	27
➤ Sweet Taste of Torah (Snack Corresponding to the Parsha)	28
Next Week's Treasure Hunt (Looking Ahead to Next Week's Parsha)	29



Pearl Seeking

TREASURING HIS WORD

Let's do a quick overview of the entire Torah portion:

Monday:	Ex. 18:1-12	Yitro's advice to Mosheh
Tuesday:	Ex. 18:13-27	Yitro's advice to Mosheh
Wednesday:	Ex. 19:1-15	Yahweh's instructions to Yisra'el to prepare for receiving the Commandments
Thursday:	Ex. 19:16-25	Yahweh appears on Mt. Sinai
Friday:	Ex. 20	The giving and receiving of the 10 Commandments

In this week's Parsha Pearls lesson, we will take a look at some stories where Mosheh was in need of assistance and the advice that his father-in-law Yitro gave him so that he wouldn't bear all the burden of leadership himself. We have included verses from parsha Beshalach to tie together Mosheh's need for help. Now, let's read Ex. 17:8-16 & Ch. 18.

PARSHA POINTS



Help against the Amaleqites

- Amaleq fought with Yisra'el in Rephidim - 17:8
- Mosheh instructed Yehoshua to go out and fight with Amaleq while he himself was going to position himself on top of the hill (**givah**) with his rod in his hand - 17:9
- Mosheh, Aharon and Hur went up to the top of the hill - 17:10
- Whenever Mosheh kept his arms up, Yisra'el would win but whenever his arms failed, Amaleq would prevail - 17:11
- Mosheh's hands became heavy so that they put a stone under him and Aharon and Hur stood on either side and supported (**tamak**) his arms - 17:12
- His hands (**yadayim**) stood steady (**emunah**) until the sun went down - 17:12
- Yehoshua and the army of Yisra'el defeated Amaleq with the edge of the sword - 17:13
- Yahweh told Mosheh to write down as a remembrance and to read to Yehoshua that Amaleq's remembrance was to be blotted out from under the heavens by Yahweh - 17:14; Deut. 25:17-19
- Mosheh then built an altar to Yahweh and called it Nissi (meaning, 'Yahweh is my banner/refuge') - 17:15-16



Help in Ruling

- After hearing about the Exodus, Yitro, Mosheh's father-in-law, the priest of Midian brought his wife Tsipporah and his sons Gereshom (meaning, 'stranger') and Eli'ezer (meaning, 'Yahweh is my help') to him in the wilderness - 18:1-5
- Mosheh embraced his father-in-law and took time to share with him the experiences they had encountered with Pharaoh and the Mitsrites - 18:7-8
- Yitro rejoiced at the blessings Yahweh had bestowed on them and then blessed Yahweh - 18:9-10
- Yitro acknowledged that Yahweh is greater than all the mighty ones - 18:10-11
- He then brought a burnt offering and other offerings to Elohim - 18:12
- Aharon and all the elders of Yisra'el came together to eat bread (share a meal) with Yitro before Elohim - 18:12
- The next day the people came before Mosheh to rightly rule them from morning until night - 18:13
- Yitro asked Mosheh why he was doing so much all himself - 18:14
- Mosheh explained that he was rightly ruling between people and making known the laws of Elohim and his Torot (teachings and instructions) - 18:15-16
- Yitro gave his son-in-law advice that he was going to wear himself out and those with him from the tremendous burden - 18:17-18
- Yitro told Mosheh to seek out able men who fear Elohim, men of truth, those who hate unfair gain and place them to be rulers of thousands, hundreds, fifties, and tens - 18:19-23
- Mosheh did as his father-in-law advised him and chose able men out of all Yisra'el and made them heads over the people; rulers of thousands, rulers of hundreds, rulers of fifties, and rulers of tens - 18:24-25
- These men rightly ruled the people at all times in every small matter - 18:26-27
- The hard matters they brought to Mosheh - 18:26
- After this Mosheh's father-in-law went back to his homeland - 18:27



DIGGING DEEPER

Parents/Teachers may choose to use these prompts for further discussion of the Torah portion.

- In this parsha Yisra'el fights their very first battle. Research the history of the battles between the Amaleqites and Yisra'el found in Scripture and history. Who is the forefather of the Amaleqites? Why did Yahweh have such a disdain for them? Look at Deuteronomy 25:17-19. Read the account of King Sha'ul and also the story of Ester to gain more insight.
- Hur is mentioned as one of the men who held up Mosheh's arms. Where else is he mentioned in Scripture?
- In this parsha we are introduced to a system of order and structure being established in the community. But Mosheh is the final authority on all matters. Discuss how this works in a congregational setting and in the home. Who has the final say?



Searching Out Hebrew

Parents/Teachers can print out the '[Hebrew Pronunciation Guide](#)' to help with the pronunciation of Hebrew names and words. They can be cut out and used in conjunction with the Flashcards.

WORDS

Parents/Teachers see the following page for 3 x 5 card cut outs of the words from this week's parsha. If printed on card stock, they can be kept in a box to reinforce learning.

Emunah (אמונה) - steady

Givah (גבעה) - hill

Tamak (תמך) - supported

Yadayim (ידיים) - hands

NUMBERS

Parents/Teachers can print out these numbers to have as additional resources. These can be found under the 'Resources' tab on the YMTOI website.

10 - eser

50 - chamishim

100 - me'ah

1,000 - elef

WORD MATCH

Match this week's Hebrew words to their correct definition.

Emunah

Hands

Givah

Hill

Tamak

Steady

Yadayim

Support



FLASHCARDS

גבעה

Givah

Gi-vah

hill

ידיים

Yadayim

Ya-da-yim

hands

אמונה

Emunah

Em-u-nah

steady

תמך

Tamak

Ta-mak

supported




WRITING HEBREW

Givah (hill)

גבעה

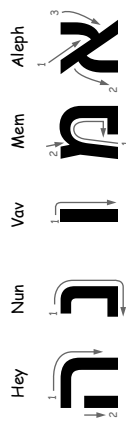
Hey Ayin Vet Gimel



Emunah (steady)

אמונה

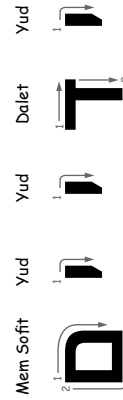
Hey Nun Vav Mem Aleph



Yadayim (hands)

ידים

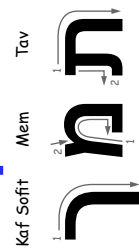
Mem Sofit Yud Yud Dalet Yud



Tamak (supported)

תמך

Kaf Sofit Mem Tav



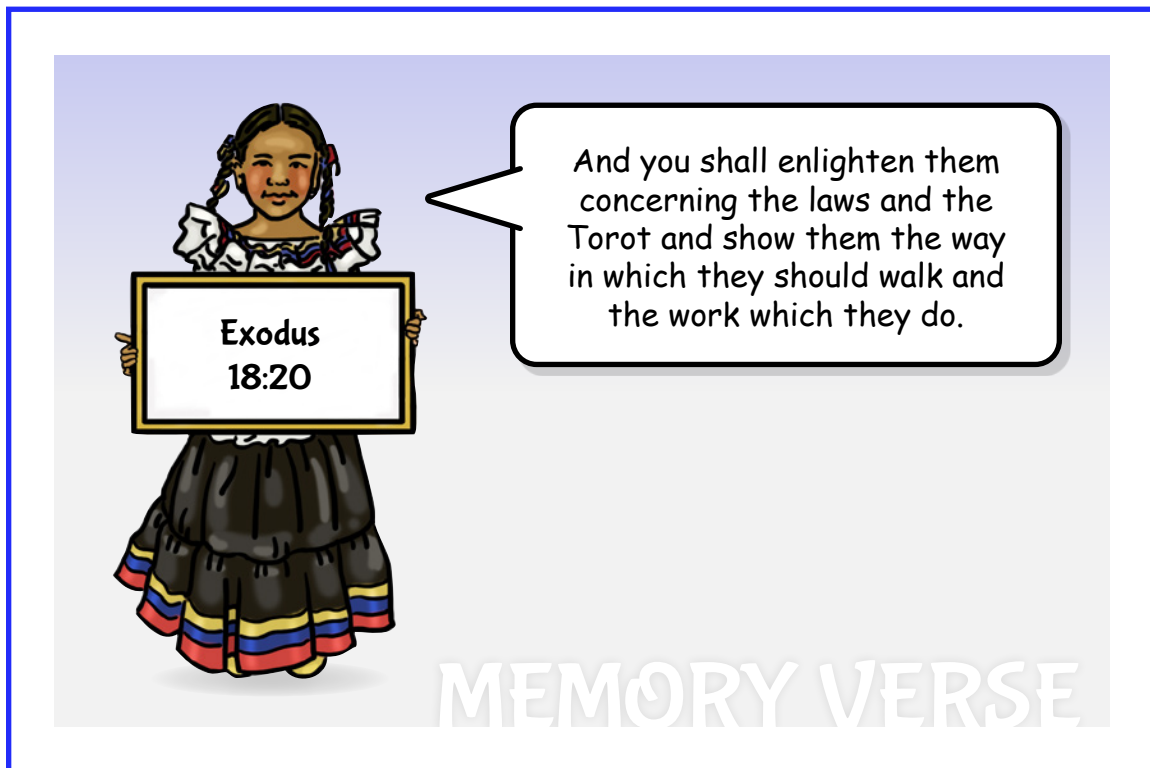


Counting What You Gained

This next section is intended to be reinforcement of the lessons learned during this parsha. Choose the activities that best fit your child.

STORING UP TREASURE IN MY HEART

The Katan Bet and Gadol memory verse is Exodus 18:20. You can review the verse with them by reciting it out loud, acting it out, putting it to music...whatever works for you.



Exodus
18:20

And you shall enlighten them concerning the laws and the Torot and show them the way in which they should walk and the work which they do.

MEMORY VERSE

SEEKING TREASURE

1.



Who came to fight with Yisra'el?

Circle the correct choice.

Abimelek Pharaoh

Malkitsedeq Amaleq

(17:8)

2.




Kaleb was chosen to lead the army against the Amaleqites.

T / F

(17:9)

3.



Who supported Mosheh's hands when they got too heavy?

Circle the correct choice.

Aharon & Hur Nadab & Abihu

El'azar & Ithamar Gershom & Eli'ezer

(17:12)


4.



And Yahweh said to Mosheh, "Write this for a _____ in the book and recite it in the _____ of Yehoshua, that I shall completely blot out the _____ of Amaleq from under the _____."

(17:14)

5.



What was the name of the altar that Mosheh built?

(17:15)

6.



Yitro brought Mosheh's wife and 2 sons along with him on his visit.

T / F

(18:2-3)

7.




What were the names and meanings of Mosheh's sons?

_____ means _____

_____ means _____

(18:3-4)

9.



And you shall enlighten them concerning the _____ and the _____ and show them the _____ in which they should _____ and the _____ which they _____.

(18:20)

8.



How long did the people come to stand before Mosheh to rightly rule them?

Circle the correct choice.

breakfast to lunchtime


lunchtime to supper

morning until evening

evening until morning

(18:13)

10.



Mosheh placed rulers over the following amount of people.

Circle the correct choices.

10,000 5,000 1,000 500


100 50 10 5 1

(18:21, 25)



WORD SEARCH

Search for the hidden words from this week's parsha.




AMALEQ
 AHARON
 REMEMBRANCE
 TSIPPORAH
 RIGHTLY RULE
 HUNDREDS
 GREAT MATTER

REPHIDIM
 HUR
 GENERATION
 GERESHOM
 TOROT
 FIFTIES
 SMALL MATTER

MOSHEH
 BLOT
 YITRO
 ELI'EZER
 THOUSANDS
 TENS
 FATHER-IN-LAW



Answer Key



AMALEQ
 AHARON
 REMEMBRANCE
 TSIPPORAH
 RIGHTLY RULE
 HUNDREDS
 GREAT MATTER


REPHIDIM
 HUR
 GENERATION
 GERESHOM
 TOROT
 FIFTIES
 SMALL MATTER

MOSHEH
 BLOT
 YITRO
 ELI'EZER
 THOUSANDS
 TENS
 FATHER-IN-LAW



CROSSWORD PUZZLE

Complete the crossword using words from this week's parsha.



Down


1. The hard _____ were brought to Mosheh, but the small _____ were brought to the rulers.
3. Mosheh, Aharon and _____ went up to the top of the mountain.
9. Who was Mosheh's youngest son?

Across

2. His hands were _____ until the going down of the sun.
4. Who was Mosheh's father-in-law?
5. Who was Mosheh's oldest son?
6. Mosheh chose _____ men to rightly rule.
7. Who was Mosheh's wife?
8. Amaleq came and fought with Yisra'el in _____.
10. What did they put under Mosheh's hands when they became heavy?



Answer Key



Down


1. The hard **matters** were brought to Mosheh, but the small **matters** were brought to the rulers.
3. Mosheh, Aharon and **Hur** went up to the top of the mountain.
9. Who was Mosheh's youngest son?
Eli'ezer

Across

2. His hands were **steady** until the going down of the sun.
4. Who was Mosheh's father-in-law? **Yitro**
5. Who was Mosheh's oldest son?
Gereshom
6. Mosheh chose **able** men to rightly rule.
7. Who was Mosheh's wife? **Tsipporah**
8. Amaleq came and fought with Yisra'el in **Rephidim**.
10. What did they put under Mosheh's hands when they became heavy? **stone**



MAZE



Precious Possessions

NOTEBOOK PAGE

Materials:


- Cardstock - white
- Brads
- Puncturing tool
- Double-sided adhesive foam
- Scissors
- Coloring pencils, crayons or markers
- Notebook Templates: Main Page & A (BW) or Main Page & B (color)

Parent/Teacher Preparation:

- Print Notebook Templates of choice on white cardstock.

Aharon and Hur support Mosheh

Exodus 17:12



Instructions for the Notebook Page:

- If using BW Templates, color using medium of choice.
- Cut out all Template pieces. (P1)
- Using an X-acto knife, make a slit on Aharon and Hur's shoulder along the dotted lines. (P2a, P2b)
- Using a puncturing tool, poke a hole through the 'x' on Aharon and Hur. (P3a, P3b)



P1




P2a



P2b




P3a



P3b

Instructions for the Notebook Page Cont'd:


- Using a puncturing tool, poke a hole through the 'x' on Aharon and Hur's arm. (P4a, P4b)
- Using a puncturing tool, poke a hole through Mosheh's arms and Mosheh. (P5a, P5b, P5c)
- Slide Aharon's arm piece through the slit. (P6a, P6b)
- Insert a brad through Aharon's shoulder and arm piece and open in the back to secure. (P7)




P4a



P4b



P5a



P5b




P5c



P6a



P6b



P7

Instructions for the Notebook Page Cont'd:

- Slide Hur's arm piece through the slit and insert a brad through Hur's shoulder and arm piece and open in the back to secure. (P8a, P8b)
- Insert a brad through Mosheh's shoulders and body and open in the back to secure. (P10a, P10b)
- Mosheh, Aharon and Hur's arms can be raised or lowered. (P11a, P11b)

Hebrew Words

- Write the following directly on the Main Page or on a piece of colored cardstock and glue to the page:
 - 1) **Emunah** 2) **אמונה** 3) **steady** (P12)
 - 1) **Yadayim** 2) **ידיים** 3) **hands** (P13)

You now have a visual representation of Aharon and Hur standing on both sides of Mosheh to give him support and to steady his arms.



P8a



P8b



P10a



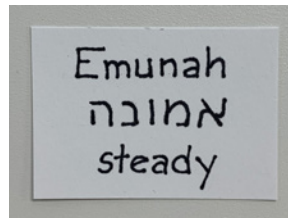
P10b



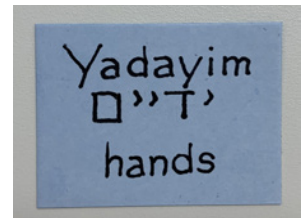
P11a



P11b

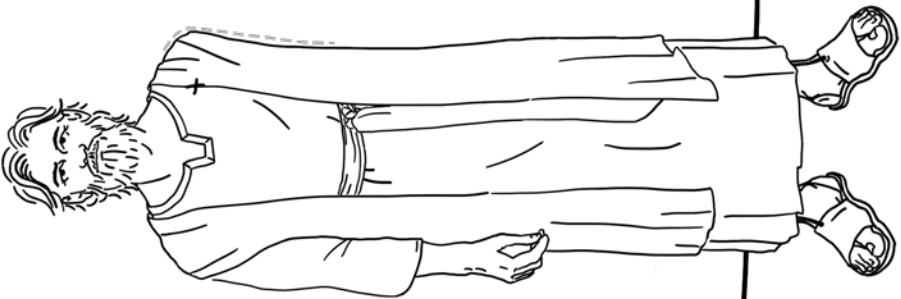
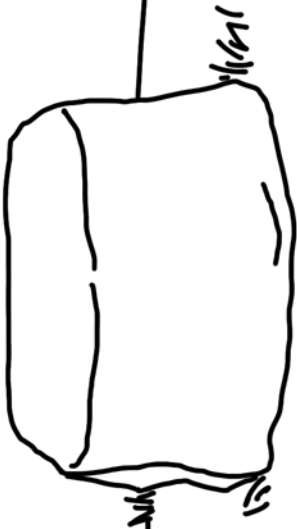
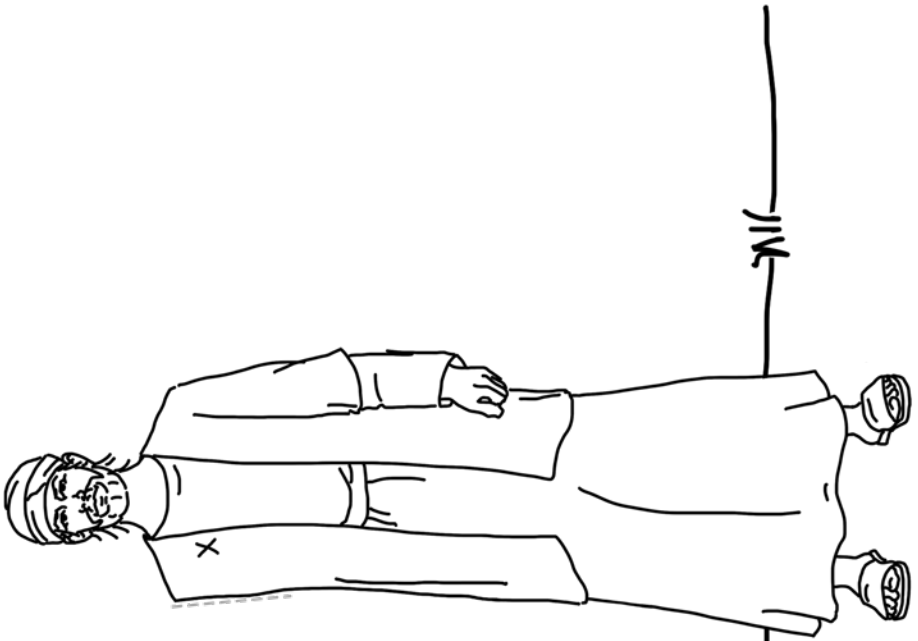


P12



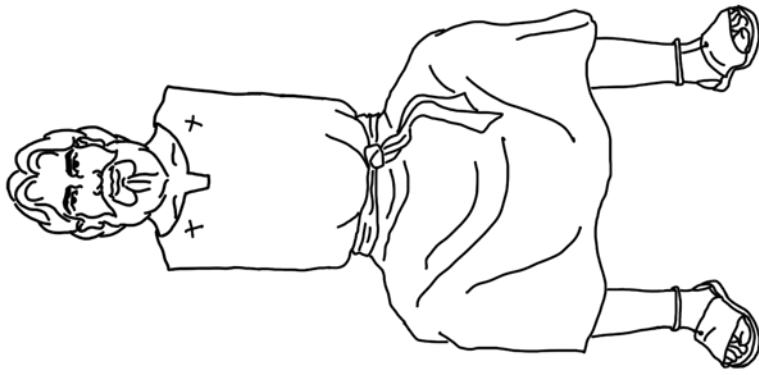
P13

11/11/11



11/11/11

11/11/11



Aharon's Arm



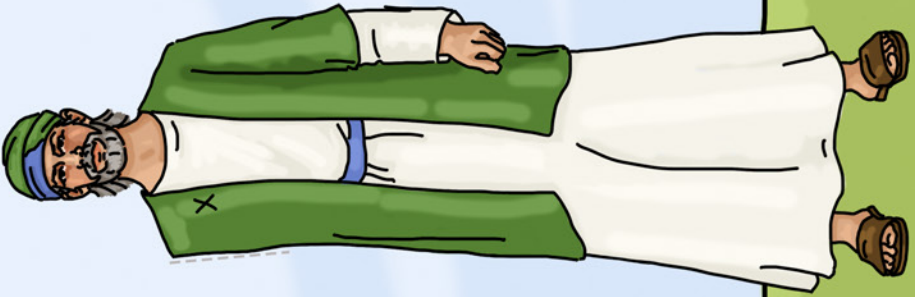
Mosheh's Arms



Hur's Arm



Handwritten signature or text in the top right corner.



Handwritten mark or signature on the line.



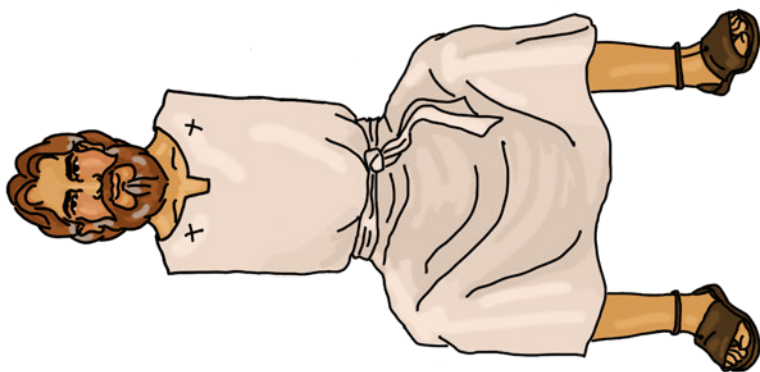
Handwritten mark or signature on the line.



Handwritten mark or signature on the line.

Handwritten signature or text in the middle right area.

Handwritten signature or text in the bottom right corner.



Aharon's Arm




Mosheh's Arms



Hur's Arm





Sweetness of Torah

SWEET SOUNDS OF TORAH

(Sing Praises to His Name)

Here is the link for this song:

https://www.podomatic.com/podcasts/steveberkson/episodes/2023-02-03T18_05_51-08_00

Seek Out Able Men

Yitro said to Mosheh,
"You have so much work to do.
Listen to my council,
And I will help you."

"Seek out from the people, all the able men,
Those who will fear Elohim.
Seek out from the people, all the able men.
And show them just what to do,
And they will help you."

"Appoint some over thousands,
And some over hundreds.
Appoint them over fifties,
And some over tens."

"Seek out from the people, all the able men,
Those who will fear Elohim.
Seek out from the people, all the able men.
Show them just what to do,
And they will help you.
And they will help you."



SWEET TASTE OF TORAH

This snack relates to this week's parsha. Please take these as suggestions and make necessary changes based on your individual dietary needs.

Helping Hand

Exodus 17:12



Ingredients:

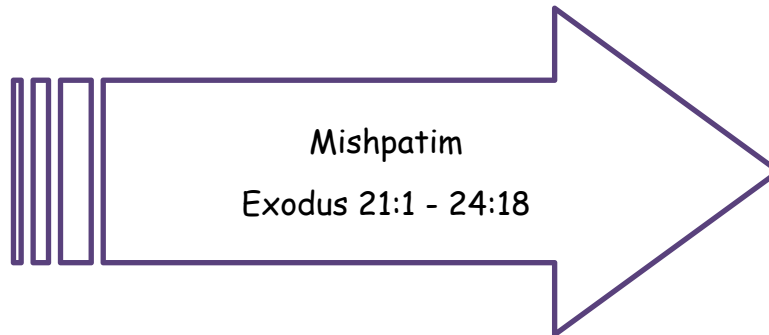
- Clear plastic glove
- Snack of choice such as goldfish or popcorn
- Yarn (to tie glove)

Instructions:

Take a plastic glove and fill the fingers with snack of choice. Once filled, tie the bottom of the glove with yarn. Enjoying your helping hand of goodies!

Next Week's Treasure Hunt

Next Week's Torah Portion



Suggested Reading Schedule

Monday:	Ex. 21:1-27	Right-rulings
Tuesday:	Ex. 21:28-36	Right-rulings
Wednesday:	Ex. 22	Right-rulings
Thursday:	Ex. 23	Right-rulings; Land Sabbath; Weekly Sabbath; Annual Festivals
Friday:	Ex. 24	Appearing before Yahweh; Blood Covenant; Book of the Covenant read

