

Parsha Pearls

Yitro

"His excellency"

Exodus 18:1 - 20:26

Katan Aleph



In This Edition:

17.2 - And These Are Your Top 10
Exodus 19 - 20



Table of Contents

Parsha Pearls is a comprehensive resource that allows for complete customization by the parent. We understand that if you were to strive to accomplish all aspects of each lesson in one day it would be unrealistic and also overload for the child. It is our intention that this be used 'a la carte' so that it suits your specific needs. Our site caters to printing only the pieces you choose.

This page will provide quick links to get to the portion of the document for which you are looking. When you hover over the title a finger will appear. Click on it and you will be taken directly to that page.

If you are new to Parsha Pearls, we have created an [Introduction](#) document outlining how to use our lessons, as well as a [Scriptural Inspiration](#) document, which explains our titles and the Scriptural inspiration for them. We pray that Parsha Pearls blesses your home and that your children will grow to love the Word and to never depart from keeping Torah. As always, feel free to email us at parshapearls@mtoi.org if you have any questions.

Gem Seeking (The Main Lesson)	3
➤ Little Gems Story (Story for Younger Children)	3
➤ Little Gems Story Characters	6
Counting What You Gained (Worksheets)	20
➤ Storing Up Treasure in My Heart (Memory Verse)	20
➤ Seeking Treasure (Questions from the Parsha)	22
➤ Word Search	23
➤ Maze	24
Precious Possessions (Arts & Crafts)	25
➤ Craft	25
➤ Coloring Page	27
Sweetness of Torah	28
➤ Sweet Sounds of Torah (Song Corresponding to the Parsha)	28
➤ Sweet Taste of Torah (Snack Corresponding to the Parsha)	29
Next Week's Treasure Hunt (Looking Ahead to Next Week's Parsha)	30



Gem Seeking

LITTLE GEMS STORY

Parent/Teacher Preparation:

Please see the [Instructions for the Little Gems Story](#) on the YMTOI website. This will help you to understand how to prepare for the story.

And These Are Your Top 10

Shalom children! Wasn't it exciting to hear last week's story? Wow, I still get goosebumps thinking about walking through the middle of the sea and not even getting your shoes wet! And what a celebration they had on the other side, with all that dancing and singing! **(Place dancing Miryam on board.)** Man, I would still be singing weeks later. Yahweh had miraculously rescued them from the cruel slavery of the Mitsrites so they could begin serving Him in the way He always intended. Today, we are going to pick up our story 3 months after they crossed the sea. Let's see what is going on with the Yisra'elites now.

Remember many months ago, when Yahweh spoke to Mosheh through the burning bush on the mountainside? Well, now the Yisra'elites found themselves at that same mountain.

(Place Mosheh and mountain on board.) This time, Yahweh told Mosheh that He was going to speak to him in a cloud. His voice would be so loud that all the people would be able to hear Him and would believe when Mosheh shared His words with them. **(Place cloud with lightning above mountain.)**

When Mosheh came down from the mountain, he told the people what Yahweh had told him to say. The Yisra'elites were always to remember the amazing things He had done for them. He had rescued them and brought them out of Mitsrayim so quickly and safely that it was as if they were flying on an eagle's wing. **(Place eagle on board.)** Yahweh also said that if they obeyed, He would protect them, and they would be like a special treasure to Him. **(Place treasure chest on board.)** The Yisra'elites would stand out among all the other people Yahweh created. They would be like no one else He ever made.

Mosheh also told the Yisra'elites that in 3 days Yahweh would speak to them. The Yisra'elites were excited. The memory of the plagues was still fresh in their minds, so they promised that whatever Yahweh told them to do, they would gladly do.

(Remove all characters from board.)

Now, there was a lot to be done before they would be allowed to come anywhere near the mountain. Remember, there were over 600,000 people all living together and moving around together. The people had been in the same stinky clothes for months now, and Yahweh wanted them to take baths, wash their clothes, and keep themselves very clean.

Yahweh didn't want the people to get too close to the mountain, either. Remember how Mosheh had to take his sandals off and keep his distance because he was standing on set-apart ground? Well, this time Yahweh was going to make the whole mountain set-apart. He wanted a border built all around the bottom of the mountain, just in case anyone let curiosity get the best of them and got too close. **(Place border on board.)** The border would not only protect the people but also any animals **(place animals on board)** from dying from the great strength of Yahweh's power and presence in case they strayed. So maybe while the women were busy doing laundry and giving the children baths, the men were busy working on making the border. After all, this was no small mountain, and they only had 3 days to get the border built. **(Place men working on border and women washing clothes on board.)**

Finally, the 3 days had gone by. The border was finished, and the people were all nice and clean. Can you imagine the excitement? They had all seen the miracles Yahweh could perform, and they had heard how Mosheh always said, "Yahweh told me to tell you." Well, I bet some were wondering if Yahweh really talked to Mosheh, and now they were finally going to get to hear Yahweh for themselves. **(Place man blowing shofar next to mountain.)**

Finally, the moment came. They heard loud thunder and saw many flashes of lightning. And as if that wasn't enough, there was a shofar sounding from the mountaintop, louder than anything they'd ever heard. The whole mountain was smoking because Yahweh had come down on the mountain like fire **(place fire with smoke above cloud)**, and the mountain was shaking. Yahweh told Mosheh to come up with Aharon, but no one else. He also wanted Mosheh to warn the people to stay a safe distance from the mountain. Mosheh said to Him, "It's okay. We made a border, just the way you said, and now people can't get to the mountain."

(Remove all characters from board and place numbers 1-10 on board as you say each commandment and place visual representation of commandment next to each number.)

Yahweh then started talking to the people, and this is when the instructions that we know as the 10 Commandments were given to the Yisra'elites. He said, "One, I am Yahweh your Elohim" **(place 'I AM' on board)**, and "Two, don't make idols in the shape of things you see, like animals in the sea or things in the sky or things on the earth." **(Place golden calf on board.)** Yahweh wanted them to know that He was the only Elohim they were to worship, and they were NOT to treat Him like others treated their false gods. Yahweh had told them what His name was. They knew that the gods other people worshiped were false and couldn't even introduce themselves. Three, Yahweh said, "Don't make my name be meaningless, because that would make me very upset." **(Place children with Bibles on board.)** Four, Yahweh said, "Also remember that I took 6 days to create everything that exists anywhere, including people, so that's how many days you have every week to get all your work done, and to let your family and workers do their jobs. The seventh day is the time to rest. Stop what you normally do and rest." Yahweh wanted us to know how to love Him and show Him respect. **(Place Shabbat table on board.)**


Next, Yahweh wanted the people to know how to show respect for each other. So He gave the fifth commandment. He said, "Honor your parents." This time, Yahweh gave Mosheh a promise to tell to the Yisra'elites, but it would only happen if they kept this command. **(Place child making face at parent on board.)** The special promise was that they would live long in the land He gave them. Yahweh continued. He said, "Six, do NOT murder. **(Place 2 men fighting on board.)** Do NOT kill someone unless you are defending yourselves. Seven, once you get married, stay faithful to each other. **(Place bride and groom on board.)** Eight, don't take things that don't belong to you. **(Place child taking cookie on board.)** Nine, don't say that your neighbor did something or said something that they didn't. **(Place false accuser children on board.)** Ten, be happy with what you have, and don't be jealous of what others have." **(Place children playing with toys on board.)**

The people heard and became scared, because so many things were happening at once. There was mighty thunder, and the great shofar blowing louder and louder. **(Place mountain with thunder and lightning and man blowing shofar on board.)** They saw the smoke all over the mountain and heard the voice of Yahweh talking. They begged for Mosheh to go back to just telling them what Yahweh said, instead of having to hear His awesome voice for themselves. Mosheh told them NOT to worry, because Yahweh was only letting them hear Him so they would know He was real. He meant for them to see how great He was, so that they would understand that He was always to be respected and obeyed.


I am sure that in Mitsrayim the people were used to seeing images of gold or silver that were supposed to represent Him. But Yahweh told them NOT to ever make images of gold or silver for that purpose. **(Point to golden calf.)** Instead, Yahweh wanted them to build an altar of stones—not pretty ones they had designed or cut into perfect shapes, but just regular stones they picked up from the ground. **(Place correct and incorrect altars on board.)** Remember, it had been many, many years since their father Ya'aqob had come to Mitsrayim, and they probably didn't even know how to make an altar. After all, their parents and grandparents had lived in Mitsrayim all their lives and probably had never made one. Yahweh also told them that they were NOT to build steps leading up to the altar, where they would make their offerings of cows and sheep.

Yahweh explained in more detail what the commandments meant so that the children of Yisra'el could understand how to keep them. Isn't He such a loving Father to care so much for His people? **(Place caring emoji on board.)** We will learn more about Yahweh's commandments in future stories so we can understand them too.


Well children, we have come to the end of our story for today. We will see you next week for another exciting Little Gems story!



Golden calf




Cloud with lightning



Eagle

I Am




Men working on border



Treasure chest


Mountain



Shabbat table



Border





Mosheh



Dancing Miryam




Child making face at parent

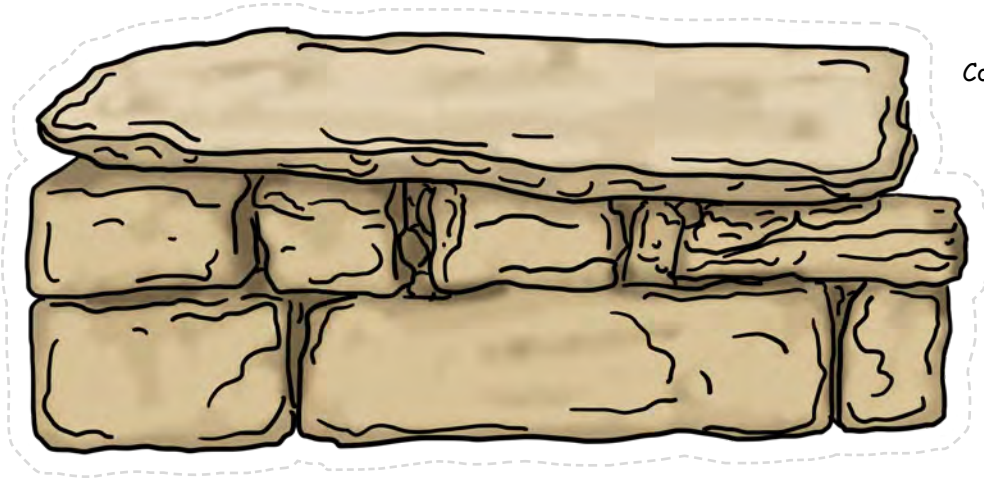


2 Men fighting

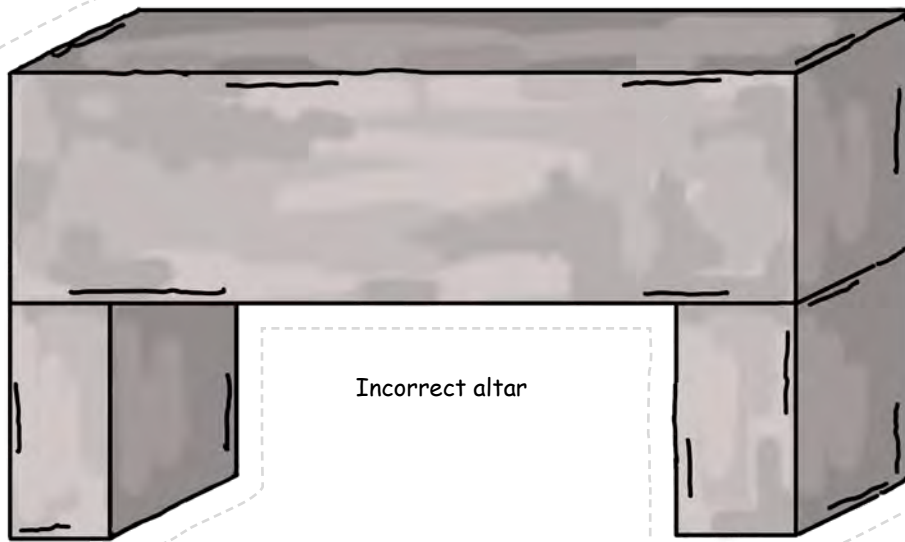


Man blowing shofar





Correct altar



Incorrect altar




Caring emoji



Children playing with toys



Fire with smoke



Mountain with thunder and lightning



Child taking cookie



Women washing clothes




Children with Bibles

Bride and groom





False accuser children




Animals

Golden calf




Cloud with lightning



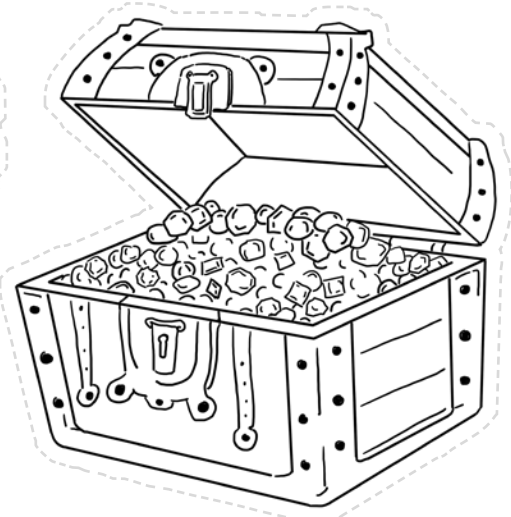
Eagle

I Am




Men working on border

Treasure chest



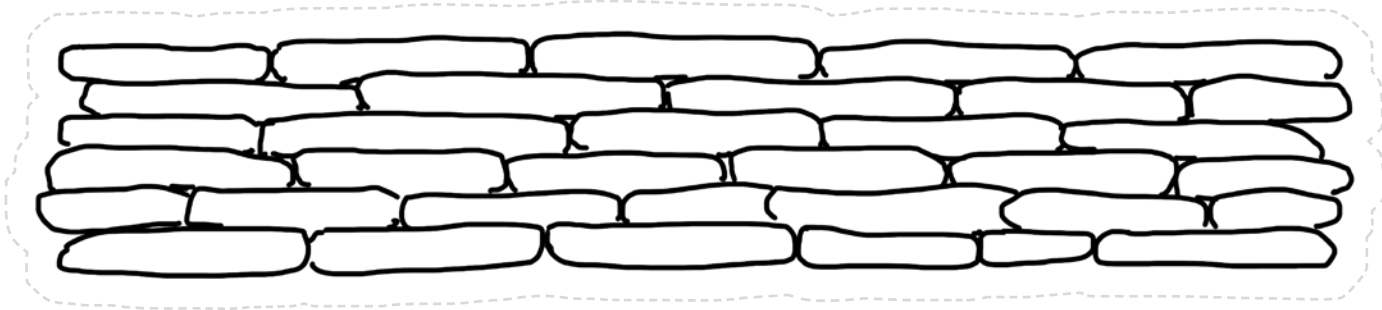
Mountain



Shabbat table



Border




Mosheh



Dancing Miryam



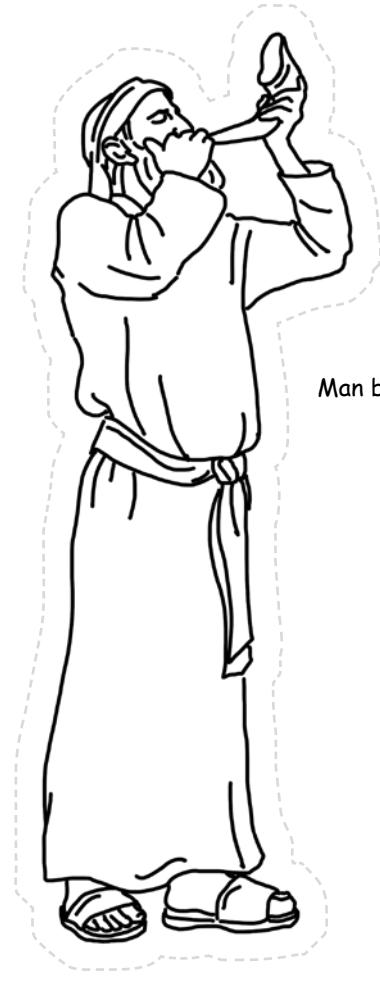
Child making face at parent




2 Men fighting



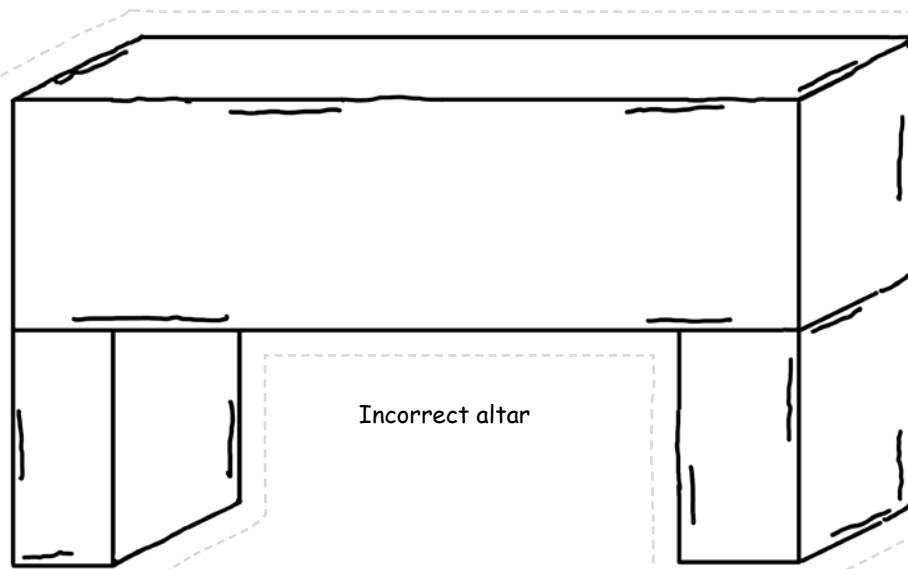
Man blowing shofar







Correct altar



Incorrect altar




Caring emoji



Children playing with toys



Fire with smoke



Mountain with thunder and lightning



Child taking cookie



Women washing clothes




Children with Bibles

Bride and groom



False accuser children



Animals

Counting What You Gained

This next section is intended to be reinforcement of the lessons learned during this parsha. Choose the activities that best fit your child.

STORING UP TREASURE IN MY HEART

The Katan Aleph memory verse for this Torah portion is Exodus 19:4. If they have not already done so, begin to help them to memorize the verse. Be creative and try acting it out, or putting it to music.



Use this space to draw a picture of the verse memorized.

Use this space to write out the verse memorized.



SEEKING TREASURE

Circle the correct choices.

1. Yahweh instructed Mosheh to have the people do this with their clothing. (19:10)



2. What did Yahweh want built around the mountain to keep the people back? (19:12, 23)



3. What covered Mt. Sinai? (19:16)



4. What sound was heard by the people? (19:19)




5. What did Yahweh speak and give to Mosheh on the mountain? (20:1-17)



WORD SEARCH


Search for the hidden words from this week's parsha.



SINAI
TEN
WORDS
DO NOT
GUARD



MAZE



Precious Possessions

CRAFT

Materials:

- Air Dry clay (see instructions below)
- Parchment paper, plastic tablecloth or plastic wrap
- Paint - gray
- Paint brush
- Cutting tool, scissors or knife
- Permanent marker - black

Parent/Teacher Preparation:

- This craft requires the clay have time to harden. You can make your own *Air Dry* clay or purchase it. We are including an *Air Dry* clay recipe.

The 10 Commandments Clay Tablets

Exodus 20:1-17



Air Dry clay:

Materials:

- Glue (1 c.)
- Corn starch (2 c.)
- A mixing bowl not used for food
- A spoon not used for cooking or eating
- A disposable cup (to measure the glue)
- A resealable bag or container (to store the clay)
- Plastic wrap

Instructions for making Air Dry clay:

- Pour the cornstarch in the mixing bowl.
- Add the white glue, a little at a time, mixing it with the spoon. Keep adding the glue until it forms into dough and starts pulling away from the sides.
- Once the dough is able to come out of the bowl in a solid chunk, take it out of the bowl and knead it by hand. If it is too sticky, add a little more cornstarch. Keep kneading until it is nice and smooth and keeps its shape without sticking to your hands.
Optional: put plastic wrap on the table and knead it on the table to prevent sticking.
- Put the dough in a resealable bag or container to keep it from drying out until ready to use.

Instructions for the Craft:

- Cover the table with plastic wrap or a plastic tablecloth.
- Place the *Air Dry* clay on parchment paper and flatten. You can choose to make the tablets as large or as small as you desire. (P1)
- Outline the shape of 2 tablets on the clay using a shaping tool, scissors or a knife. (P2)
- Cut out the tablets along the outline. Do not be concerned with rough edges or that it is not perfectly symmetrical as the tablets were cut from stone, so the rough edges etc. will give it a more authentic look. (P3a, P3b)
- Allow the tablets to dry (approx. 24-72 hours depending on the humidity in the room), turning them over after a while to let both sides dry.
- Once the tablets are dry, paint them a gray color to look like stone. (P4)
- Set tablets aside to dry.
- When the tablets are dry, write the numbers 1 through 10 in Hebrew (א, ב, ג, ד, ה, ו, ז, ח, ט, י) on the tablets using a black permanent marker. (P5)
- If the tablets are large enough, write a condensed part of each command:

א I am Yahweh
 ב Have no idols
 ג Do not shame His Name
 ד Guard the Sabbath day
 ה Respect your mom and dad

ו Do not murder
 ז Do not be unfaithful
 ח Do not steal
 ט Do not spread false witness
 י Do not covet



P1



P2



P3a



P3b



P4



P5



Sweetness of Torah

SWEET SOUNDS OF TORAH

(Sing Praises to His Name)

Here is the link for this song:

https://www.podomatic.com/podcasts/steveberkson/episodes/2017-02-11T18_54_21-08_00

The 10 Commandments Song

I am Yahweh your Elohim
I am Yahweh your Elohim
I am Yahweh your Elohim
This is commandment 1

You shall have no other El before me
You shall have no other El before me
You shall have no other El before me
This is commandment 2

You shall not shame the name of Yahweh
You shall not shame the name of Yahweh
You shall not shame the name of Yahweh
This is commandment 3

Remember the Sabbath day and keep it holy
Remember the Sabbath day and keep it holy
Remember the Sabbath day and keep it holy
This is commandment 4

Honor your father and your mother
Honor your father and your mother
Honor your father and your mother
This is commandment 5

You shall not murder
You shall not murder
You shall not murder
This is commandment 6

You shall not commit adultery
You shall not commit adultery
You shall not commit adultery
This is commandment 7

You shall not steal
You shall not steal
You shall not steal
This is commandment 8

You shall not tell lies against your neighbor
You shall not tell lies against your neighbor
You shall not tell lies against your neighbor
This is commandment 9

You shall not covet
You shall not covet
You shall not covet
This is commandment 10



SWEET TASTE OF TORAH

This snack relates to this week's parsha. Please take these as suggestions and make necessary changes based on your individual dietary needs.

10 Commandments Tablets Tortillas

Exodus 20

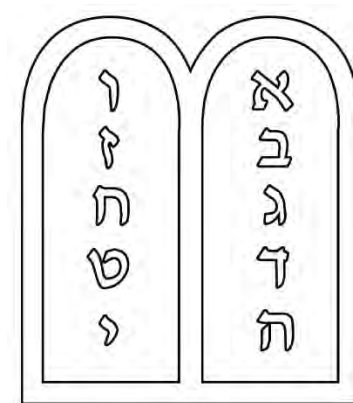


Ingredients:

- Tortilla (to make 2 tablets)
- Kosher edible food markers (to write Hebrew letters or numbers)

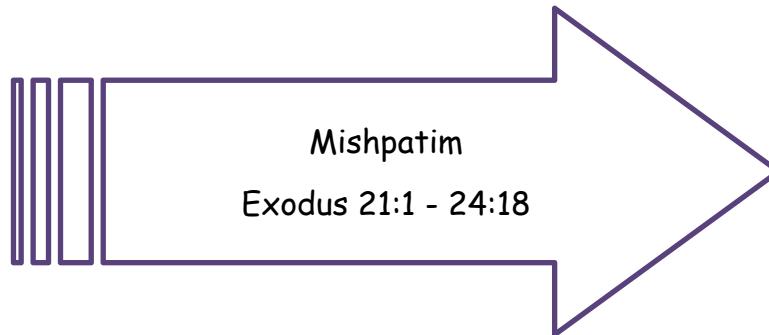
Instructions:

Take your tortilla and shape it into 2 tablets. Using kosher edible food markers, write the numbers 1-10 or aleph-yod (א, ב, ג, ד, ה, ו, ז, ח, ט, י) on the tablets.



Next Week's Treasure Hunt

Next Week's Torah Portion



Suggested Reading Schedule

Monday:	Ex. 21:1-27	Right-rulings
Tuesday:	Ex. 21:28-36	Right-rulings
Wednesday:	Ex. 22	Right-rulings
Thursday:	Ex. 23	Right-rulings; Land Sabbath; Weekly Sabbath; Annual Festivals
Friday:	Ex. 24	Appearing before Yahweh; Blood Covenant; Book of the Covenant read