

Parsha Pearls

Yitro

"His excellency"

Exodus 18:1 - 20:26

Katan Bet/Gadol



In This Edition:

17.2 - And These Are Your Top 10

Exodus 19 - 20



Table of Contents

Parsha Pearls is a comprehensive resource that allows for complete customization by the parent. We understand that if you were to strive to accomplish all aspects of each lesson in one day it would be unrealistic and also overload for the child. It is our intention that this be used 'a la carte' so that it suits your specific needs. Our site caters to printing only the pieces you choose.

This page will provide quick links to get to the portion of the document for which you are looking. When you hover over the title a finger will appear. Click on it and you will be taken directly to that page.

If you are new to Parsha Pearls, we have created an [Introduction](#) document outlining how to use our lessons, as well as a [Scriptural Inspiration](#) document, which explains our titles and the Scriptural inspiration for them. We pray that Parsha Pearls blesses your home and that your children will grow to love the Word and to never depart from keeping Torah. As always, feel free to email us at parshapearls@mtoi.org if you have any questions.

| | |
|--|-----------|
| Pearl Seeking (The Main Lesson) | 3 |
| ➤ Treasuring His Word (Overview of the Parsha) | 3 |
| ➤ Parsha Points (Main Lesson Content) | 3 |
| ➤ Digging Deeper (Thought Provoking Questions) | 6 |
| Searching Out Hebrew (Reading & Writing) | 7 |
| ➤ Words | 7 |
| ➤ Numbers | 7 |
| ➤ Word Match | 8 |
| ➤ Flashcards | 9 |
| ➤ Writing Hebrew | 10 |
| Counting What You Gained (Worksheets) | 11 |
| ➤ Storing Up Treasure In My Heart (Memory Verse) | 11 |
| ➤ Seeking Treasure (Questions from the Parsha) | 13 |
| ➤ Word Search | 15 |
| ➤ Crossword Puzzle | 17 |
| ➤ Maze | 19 |
| ➤ 10 Commandments Match | 20 |
| Precious Possessions (Arts & Crafts) | 21 |
| ➤ Notebook Page | 21 |
| ➤ Coloring Page | 33 |
| ➤ Yitro Coloring Page | 34 |
| Sweetness of Torah | 35 |
| ➤ Sweet Sounds of Torah (Song Corresponding to the Parsha) | 35 |
| ➤ Sweet Taste of Torah (Snack Corresponding to the Parsha) | 36 |
| Next Week's Treasure Hunt (Looking Ahead to Next Week's Parsha) | 37 |



Pearl Seeking

TREASURING HIS WORD

Let's do a quick overview of the entire Torah portion:

| | | |
|------------|--------------|---|
| Monday: | Ex. 18:1-12 | Yitro's advice to Mosheh |
| Tuesday: | Ex. 18:13-27 | Yitro's advice to Mosheh |
| Wednesday: | Ex. 19:1-15 | Yahweh's instructions to Yisra'el to prepare for receiving the Commandments |
| Thursday: | Ex. 19:16-25 | Yahweh appears on Mt. Sinai |
| Friday: | Ex. 20 | The giving and receiving of the 10 Commandments |

In our last Parsha Pearls lesson, we covered the exodus of the children of Yisra'el from Mitsrayim, led and protected by the column of cloud and fire. We also learned about their miraculous crossing of the Sea of Reeds. In this week's Parsha Pearls lessons, we will be covering the receiving of the 10 Commandments. Now, let's read Ex. 19 -20.


PARSHA POINTS

- Three months after the children of Yisra'el left Mitsrayim, they came to the Wilderness of Sinai and camped there before the mountain - 19:1-2
- Yahweh spoke to Mosheh from the mountain, directing him to declare to the children of Yisra'el (19:3-6):
 - "You have seen what I did to the Mitsrites, and how I bore you on eagles' wings to bring you to Myself"
 - "If you diligently obey My voice, and shall guard My covenant, then you shall be My treasured possession above all the peoples - for all the earth is Mine"
 - "You shall be to Me a reign of priests and a set-apart nation"
- The people responded together and said, "All that Yahweh has spoken we shall do." Mosheh then reported these words to Yahweh - 19:8
- Yahweh told Mosheh that He would come to him in a thick cloud, and speak so that the people would hear His voice and believe Mosheh forever - 19:9
- Yahweh instructed Mosheh to set the people apart that day and the next - 19:10
- Yahweh required the people to wash their garments - 19:10
- Yahweh admonished the people to be prepared by the third day, for on that day Yahweh would come down upon Mt. Sinai - 19:11



- Yahweh gave specific instructions to Mosheh regarding the mountain (19:12-13):


- A border was to be placed all around the mountain
- They were NOT to go up to the mountain
- They were NOT to touch the border of it
- They would die if they touched the mountain
- If a man or beast touched the mountain, they would be stoned or shot with an arrow
- When the trumpet sounded long, the people were to come near the mountain



- Mosheh told the people all that Yahweh required, so that they could get prepared. This included specifications regarding marital relations - 19:14-15

- On the third day, in the morning (19:16-18):

- There were thunders and lightnings
- A thick cloud came down on the mountain
- A loud blast of the ram's horn made the people tremble
- Mosheh brought the people to the foot of the mountain
- Mt. Sinai was covered in smoke as Yahweh descended upon it in fire
- Its smoke went up like smoke from a blazing furnace
- All the mountain trembled greatly



- Yahweh called Mosheh to the top of the mountain - 19:20
- Yahweh impressed Mosheh to severely warn the people and the priests NOT to disrespect the boundary of the mountain, on pain of death - 19:21-22, 24
- Mosheh reassured Yahweh that the people were NOT able to disobey because they had made a border around the mountain, just as Yahweh had commanded - 19:23
- Yahweh invited Mosheh to come back up the mountain with Aharon; but no one else would be allowed - 19:24

- Mosheh went down to the people and spoke to them these words (19:25):

Elohim gives His people the 10 Commandments - Chapter 20

- Elohim spoke all these Words, saying (20:1-17):



- א I am Yahweh your **Elohim** (God/Mighty one), who brought you out of the land of Mitsrayim, out of the house of slavery.
 - ב You have no other mighty ones against My face. You do NOT make for yourself a carved image (**pehsef**), or any likeness of that which is in the heavens above, or which is in the earth beneath, or which is in the waters under the earth, you do NOT bow down to them nor serve them. For I, Yahweh your Elohim am a jealous El, visiting the crookedness of the fathers on the children to the third and fourth generations of those who hate Me, but showing kindness to thousands, to those who love Me and guard My commands (**mitzvot**).
 - ג You do NOT bring the Name of Yahweh your Elohim to naught, for Yahweh does NOT leave the one unpunished who brings His Name to naught.
 - ד Remember the Sabbath (**Shabbat**) day, to set it apart. Six days you labor, and shall do all your work, but the seventh day is a Sabbath of Yahweh your Elohim. You do NOT do any work -you, nor your son, nor your daughter, nor your male servant, nor your female servant, nor your cattle, nor your stranger who is within your gates. For in 6 days Yahweh made the heavens and the earth, the sea, and all that is in them, and rested the seventh day. Therefore Yahweh blessed the Sabbath day and set it apart.
 - ה Respect your father and your mother, so that your days are prolonged upon the soil which Yahweh your Elohim is giving you.
 - ו You do NOT murder.
 - ז You do NOT commit adultery.
 - ח You do NOT steal.
 - ט You do NOT bear false witness against your neighbor.
 - י You do NOT covet your neighbor's house, you do NOT covet your neighbor's wife, nor his male servant, nor his female servant, nor his ox, nor his donkey, or whatever belongs to your neighbor.
- From a distance, the people saw the thunders, the lightning flashes and the smoke, and heard the ram's horn which caused them to tremble - 20:18



- They begged Mosheh to speak to them instead of hearing Yahweh; for they felt they would die if they continued to hear His voice - 20:19
- Mosheh told the people NOT to 'fear' (cause to be afraid), reassuring them that Yahweh had come to prove them so that His 'fear' (awe and reverence) would always be before them, to keep them from sinning against Him - 20:20
- The people were careful to keep their distance - 20:21
- Mosheh again drew near the thick darkness of the mountain, and Yahweh gave further instructions to the children of Yisra'el for clarification (20:21-26):
 - They were NOT to make any mighty ones (idols) of silver or gold to represent Yahweh, other gods or for themselves.
 - They were to make an altar of earth for Yahweh and offer burnt offerings and peace offerings of their sheep and cattle.
 - Yahweh would come to them and bless them wherever His Name would be remembered.
 - Altars were to be made of uncut/unhewn stone. If the stones were sculpted, the altar would be profaned.
 - They were NOT to make steps to go up the altar as that would cause shame (nakedness to be exposed) upon themselves.



DIGGING DEEPER

Parents/Teachers may choose to use these prompts for further discussion of the Torah portion.

- Notice that Yahweh required special preparedness to meet with Him (19:10). How should we best present ourselves to Yahweh when we meet with Him on the Sabbath and on the Holy Days?
- What does it mean when it says that we are to NOT bring the Name of Yahweh to naught? (20:7)
- Discuss the type of 'fear' Yahweh requires of us and what fear produces. For example: The fear of Yahweh is the beginning of knowledge/wisdom (20:20; also see Prov. 1:7, 9:10)
- Why do you think Yahweh wanted His altars to be made of natural and uncut/unhewn materials? Why do you think Yahweh did NOT want steps leading up to His altar? Could it be that all these had a connection to pagan worship? (20:25-26)

Searching Out Hebrew

Parents/Teachers can print out the '[Hebrew Pronunciation Guide](#)' to help with the pronunciation of Hebrew names and words. They can be cut out and used in conjunction with the Flashcards.

WORDS

Parents/Teachers see the following page for 3 x 5 card cut outs of the words from this week's parsha. If printed on cardstock, they can be kept in a box to reinforce learning.

Eloah/Elohim (**אלוה/אלהים**) - mighty one(s)/god(s)

Pehsel (**פסל**) - carved image/idol

Mitzvah/Mitzvot (**מצוה/מצות**) - command(s)/commandment(s)

Shabbat (**שבת**) - Sabbath (seventh day/Saturday)

NUMBERS

Parents/Teachers can print out these numbers to have as additional resources. These can be found under the 'Resources' tab on the YMTOI website.

1 - achat

2 - shtayim

3 - shalosh

4 - arba

5 - chamesh

6 - shesh

7 - sheva

8 - shmoneh

9 - tesha

10 - eser

WORD MATCH

Match this week's Hebrew words to their correct definition.

Elohim

Carved image/Idol

Mitzvot

Commands/Commandments

Pehsel

Mighty ones/Gods

Shabbat

Sabbath



FLASHCARDS

פֶּהֶסֶל

Pehsel

Peh-sel

carved image/idol

שַׁבָּת

Shabbat

Sabbath

seventh day/Saturday

אלוה ליהים

Eloah/Elohim

El-o-ah/El-o-him

mighty one(s)/god(s)

מצוה מצוות

Mitzvah/Mitzvot

Mitz-vah/Mitz-vot

command(s)/commandment(s)

WRITING HEBREW

Pehsel (carved image/idol)

פסל

Lamed Samech Pey
פסל

Shabbat (Sabbath)

שבת

Tav Bet Shin
שבת

Eloah/Elohim
(mighty one/god, mighty ones/gods)

אלוהים

Mem Soft Yod Hey Lamed Hey Vav Lamed Aleph
אלוהים

Mitzvah/Mitzvot (command/commandment, commands/commands)

מצוה

Tav Vav Tsade Mem Hey Vav Tsade Mem
מצוה




Counting What You Gained

This next section is intended to be reinforcement of the lessons learned during this parsha. Choose the activities that best fit your child.

STORING UP TREASURE IN MY HEART

The Katan Bet and Gadol memory verse is Exodus 19:5-6a. You can review the verse with them by reciting it out loud, acting it out, putting it to music...whatever works for you.



Exodus
19:5-6a

And now, if you diligently obey My voice, and shall guard My covenant, then you shall be My treasured possession above all the peoples - for all the earth is Mine - and you shall be to Me a reign of priests and a set-apart nation.' Those are the words which you are to speak to the children of Yisra'el.

MEMORY VERSE

SEEKING TREASURE



1.

How many months did the children of Yisra'el travel to reach the Wilderness of Sinai?

(19:1)



2.

What type of bird did Yahweh mention to describe how He brought the children of Yisra'el out of Mitsrayim?

Circle the correct choice.

hawk falcon eagle

(19:4)




3.

What does Yahweh require of us?

"And now, if you diligently _____ My voice, and shall _____ My covenant, _____ you shall be My treasured possession above all the peoples -for all the earth is _____."

(19:5)



4.

What 3 things did Yahweh say we would be if we diligently obey His voice and guard His covenant?

(19:5-6)



5.

How did the people respond to Yahweh's commands?

Circle the correct choice.

"No way" "That's too tough"

"All that Yahweh has spoken we shall do"

"We'll try our best"

(19:8)



6.



Were the people allowed to touch the mountain?

Yes / No

(19:12)

7.



What instrument would sound to let the children of Yisra'el know that they could come near the mountain?

(19:13)

8.




What are we supposed to remember to do on the Sabbath day?

(20:8)

How many days a week are we told to work?

(20:9)

9.



What blessing comes from obeying your parents?

(20:12)

10.



What was the requirement for making an altar unto Yahweh?

Circle the correct choice.


cut stone mosaic

uncut stone

(20:25)

WORD SEARCH

Search for the hidden words from this week's parsha.




WILDERNESS OF SINAI
 EAGLES' WINGS
 TREASURED POSSESSION
 PRIESTS
 SET-APART NATION
 GARMENTS

BORDER
 RAM'S HORN
 CARVED IMAGE
 SABBATH DAY
 PROLONGED
 MURDER

ADULTERY
 STEAL
 FALSE WITNESS
 COVET
 THUNDER
 LIGHTNING FLASHES



Answer Key



WILDERNESS OF SINAI
 EAGLES' WINGS
 TREASURED POSSESSION
 PRIESTS
 SET-APART NATION
 GARMENTS


BORDER
 RAM'S HORN
 CARVED IMAGE
 SABBATH DAY
 PROLONGED
 MURDER

ADULTERY
 STEAL
 FALSE WITNESS
 COVET
 THUNDER
 LIGHTNING FLASHES



CROSSWORD PUZZLE

Complete the crossword using words from this week's parsha.



Across

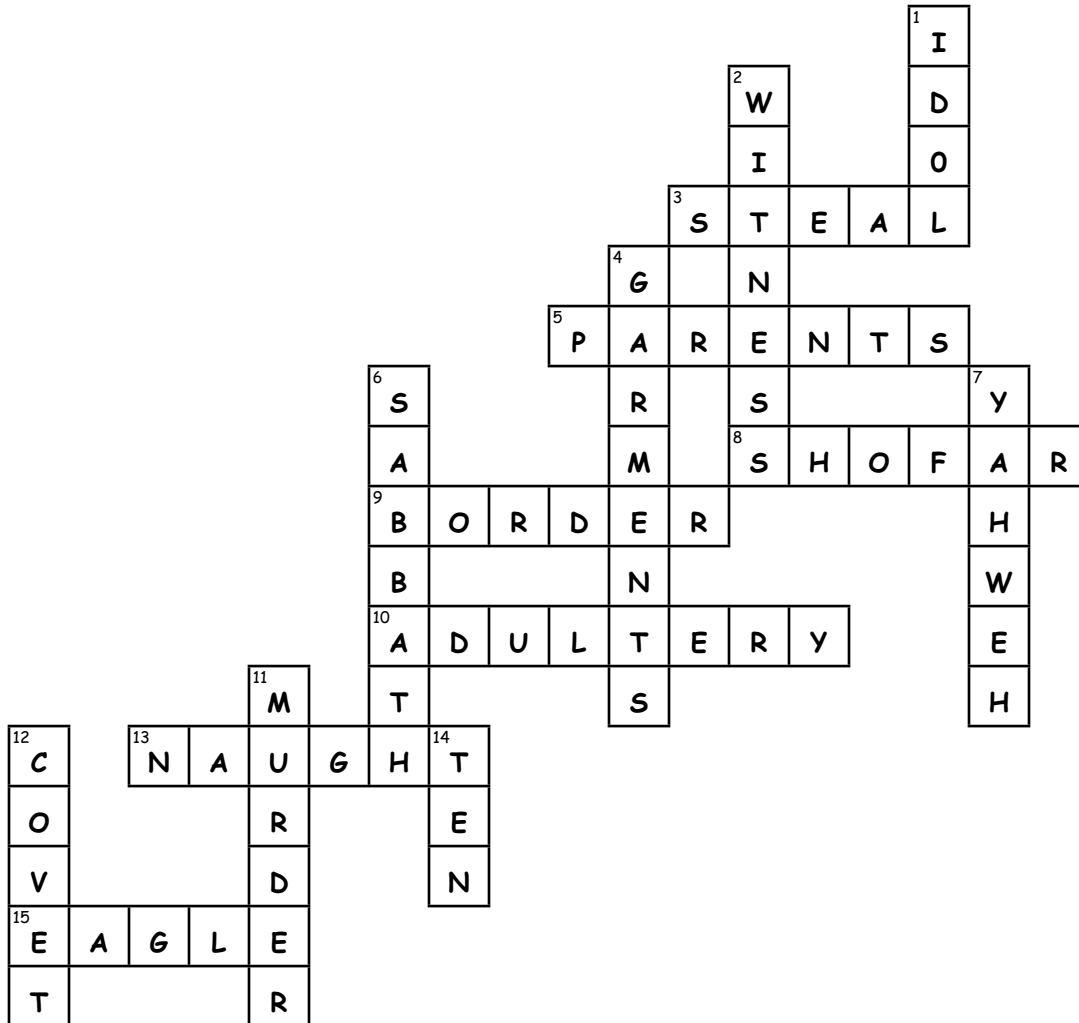
3. Do NOT _____ (8th commandment)
5. Respect both your _____. (5th commandment)
8. What instrument sounded to gather the people?
9. They made a _____ around the mountain.
10. Do NOT commit _____. (7th commandment)
13. Do NOT bring the Name of Yahweh your Elohim to _____. (3rd commandment)
15. Yahweh bore Yisra'el on this bird's wings.

Down

1. The 2nd commandment is against _____ worship.
2. Do NOT bear false _____. (9th commandment)
4. The people were told to wash their _____.
6. The 7th day is a _____ of Yahweh your Elohim. (4th commandment)
7. Who brought them out of Mitsrayim? (1st commandment)
11. Do NOT _____. (6th commandment)
12. Do NOT _____ anything of your neighbor's. (10th commandment)
14. How many commandments are there?



Answer Key



Across

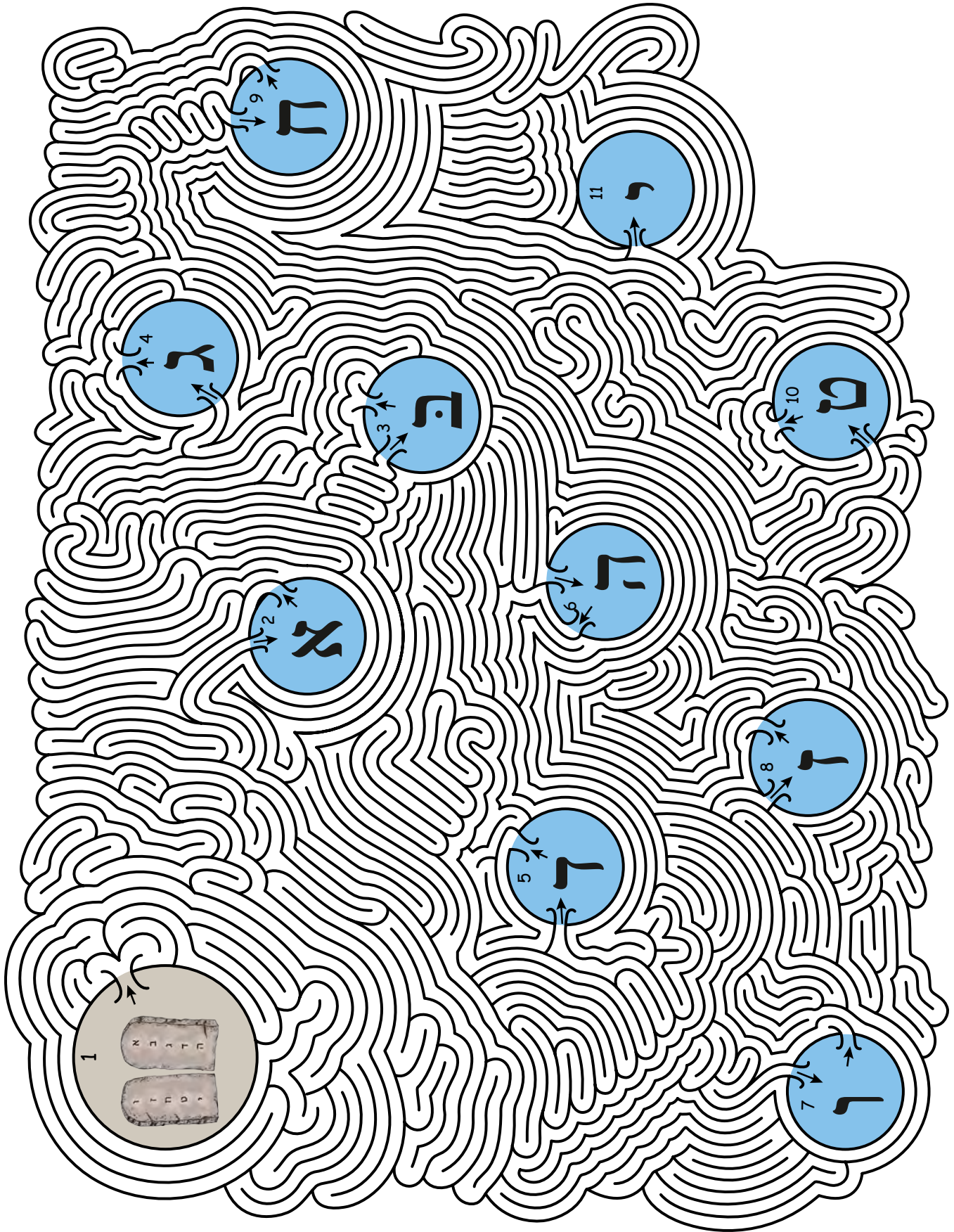
3. Do NOT **steal**. (8th commandment)
5. Respect both your **parents**. (5th commandment)
8. What instrument sounded to gather the people? **shofar**
9. They made a **border** around the mountain.
10. Do NOT commit **adultery**. (7th commandment)
13. Do NOT bring the Name of Yahweh your Elohim to **naught**. (3rd commandment)
15. Yahweh bore Yisra'el on this bird's wings. **eagle**

Down

1. The 2nd commandment is against **idol** worship.
2. Do NOT bear false **witness**. (9th commandment)
4. The people were told to wash their **garments**.
6. The 7th day is a **Sabbath** of Yahweh your Elohim. (4th commandment)
7. Who brought them out of Mitsrayim? **Yahweh** (1st commandment)
11. Do NOT **murder**. (6th commandment)
12. Do NOT **covet** anything of your neighbor's. (10th commandment)
14. How many commandments are there? **ten**



MAZE



10 COMMANDMENTS MATCH

Match the correct commandment to its number.

Respect your father and your mother

1

Do NOT covet

2

I am Yahweh your Elohim

3

Do NOT bear false witness

4

Have no other mighty ones

5

Do NOT steal

6

Do NOT bring the Name of Yahweh your Elohim to shame

7

Do NOT commit adultery

8

Remember the Sabbath day

9

Do NOT murder

10

Precious Possessions

NOTEBOOK PAGE

Materials:

- Cardstock - white
- Craft tissue paper - green, red, orange & yellow
- String - blue & white (for tzitzit)
- Glitter glue - gold, silver, purple
- Puffy paint - red
- Double-sided adhesive foam dimensionals
- Glue
- Scissors
- Permanent marker - black (fine tip)
- Coloring pencils, crayons or markers
- Notebook Templates: Main Pages & A (BW) or Main Pages & B (color)

The 10 Commandments

Exodus 20:1-17



Parent/Teacher Preparation:

- Print Notebook Templates of choice on white cardstock.

There will be 2 Main Pages covering this lesson. The first will cover Commandments 1-5. The second page will cover Commandments 6-10.

Instructions for the Notebook Page:

- If using BW Templates, color using medium of choice.
- Cut out all Template pieces. (P1)

1st Commandment - Aleph (א) (Main Page 1)

- Using a fine tip black permanent marker, write the following: (P2)
 - 1) "Ehyeh" on the upper part of the Aleph (א)
 - 2) "אחיה" in the center of the Aleph (א)
 - 3) "I AM" on the lower part of the Aleph (א)
- This depiction refers back to parsha Shemot (Ex. 3:14) where Yahweh reveals His Name and corresponds to this commandment.



P1



P2

Instructions for the Notebook Page cont'd:

1st Commandment - Aleph (א) (Main Page 1) cont'd

- Using red, orange and yellow craft tissue paper, cut out flame shapes. (P3)
- Tear small pieces of green craft tissue paper and scrunch them. (P3)
- Glue the green leaves around the Aleph (א). (P4)
- Glue the flames around the green leaves. (P5)
- The 1st commandment is now finished. (P6)



P3



P4



P5




P6

2nd Commandment - Bet (ב) (Main Page 1)


- Adhere a double-sided adhesive foam dimensional to the back of the 10 Commandments tablets and place in the center of the Bet. (P7)
- Using silver puffy paint, add dimension to the moon and stars. (P8)
- Using gold glitter glue, add dimension to the sun and rays. (P9)
- The 2nd commandment is now finished. (P9)



P7



P8




P9

Instructions for the Notebook Page cont'd:

3rd Commandment - Gimel (ג) (Main Page 1)

- Using a puncturing tool, poke a hole through the 2 small circles at the bottom of the Gimel (ג). (P10)
- Cut 4 pieces of white string and 2 pieces of blue string about 12" long. (P11)
- Thread one end of the white string through the hole halfway so that you have equal lengths on both sides of the hole. (P12)
- You need to do this 4 times. Each hole will have 2 white strings, but it will make 4 strings per hole. (P13a)
- Now, thread one end of the blue string through the hole halfway so that you have equal lengths on both sides of the hole.
- You need to do 1 blue string per hole. (P13b)
- Don't worry about the string being different lengths. You will cut them later.
- Take a small piece of blue string and tie it around the white strings a few times. (P14)
- Tie 4 knots around each pair of white strings. (P15)
- Using scissors, trim the white strings to desired length. (P16)
- Using scissors, trim the blue strings to be longer than the white strings. (P17)
- The 3rd commandment is now finished. (P18)



P10



P12




P11



P13a



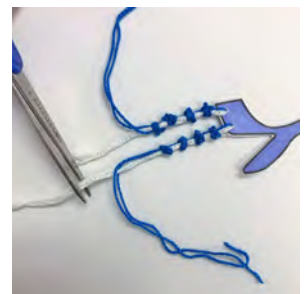
P13b



P14



P15



P16



P17



P18

Instructions for the Notebook Page cont'd:

4th Commandment - Dalet (ד) (Main Page 1)

- Adhere a double-sided adhesive foam dimensional to the back of the Shabbat table and place above the table leg. (P19)
- The 4th commandment is now finished.



P19

5th Commandment - Hey (ה) (Main Page 1)

- Adhere double-sided adhesive foam dimensionals to the back of either the growing boy or girl and place in the empty space in the Hey (ה) section under the aging parents to depict that this command to respect our parents is intended to be a lifelong command. (P20a, P20b)
- The 5th commandment is now finished.



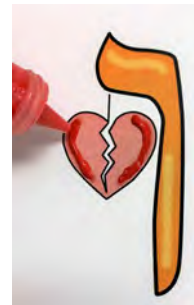
P20a



P20b

6th Commandment - Vav (ו) (Main Page 2)


- Using red puffy paint, add dimension to the broken heart. (P21a)
- Using gold glitter glue, color the Vav (ו) on the Main Page. (P21b)
- Adhere a double-sided adhesive foam dimensional to the back of the crying boy.
- Place the boy under the scolding adult. (P21c, P21d)
- The 6th commandment is now finished.



P21a



P21b



P21c



P21d

Instructions for the Notebook Page cont'd:

7th Commandment - Zayin (ז) (Main Page 2)

- Using red puffy paint, add dimension to the flowers. (P22a)
- Adhere a double-sided adhesive foam dimensional to the back of the bride and groom.
- Place couple under the chuppah. (P22b)
- The 7th commandment is now finished.



P22a




P22b

8th Commandment - Chet (ח) (Main Page 2)

- Adhere double-sided adhesive foam dimensionals to the back of the backpack and person crouched over trying to be sneaky. (P23a)
- Place backpack and person stealing in the Chet (ח) section. (P23b)
- The 8th commandment is now finished.



P23a



P23b

9th Commandment - Tet (ט) (Main Page 2)

- Adhere a double-sided adhesive foam dimensional to the back of the single girl and place next to the Tet (ט). (P24)
- This section represents someone talking 'lashon hara' about another and misrepresenting the person.
- The 9th commandment is now finished.



P24

Instructions for the Notebook Page cont'd:

10th Commandment - Yod (י) (Main Page 2)

- Adhere double-sided adhesive foam dimensionals to the back of the balloon. Notice we stacked our dimensionals to make them even more thick. (P25a)
- Place the balloon over the Yod (י) on the Main Page.
- Using purple glitter glue, add dimension to the balloon (P25b, P25c)
- In our example, we used the Yod (י) to represent the phrase 'green with envy'.
- The 10th commandment is now finished.



P25a



P25b



P25c

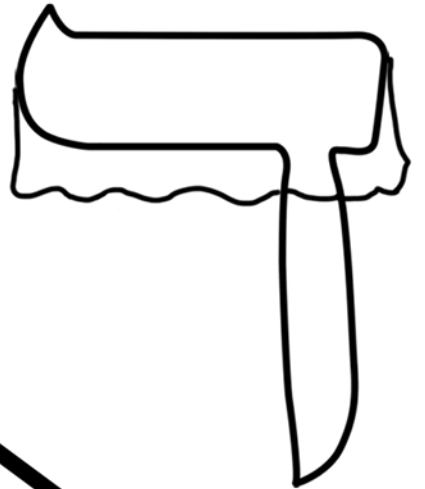

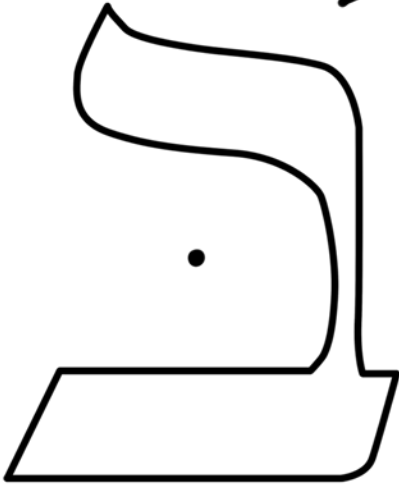

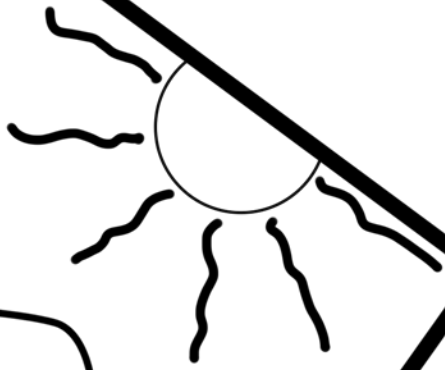
Hebrew Word



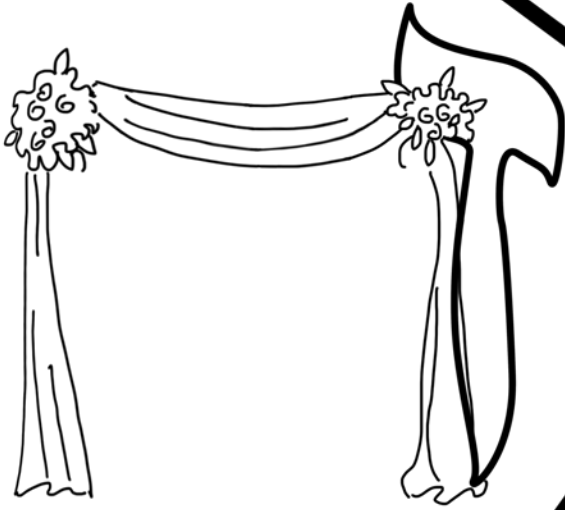
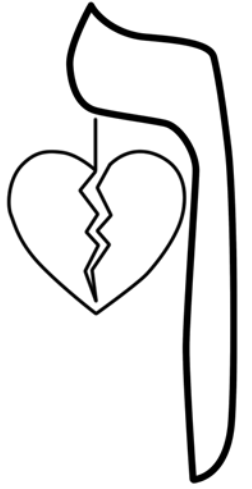
- Write the following directly on the Main Page or a piece of colored cardstock and glue to the page: (P26)
 - 1) **Mitzvot** 2) **מצות** 3) **Commands**






P26



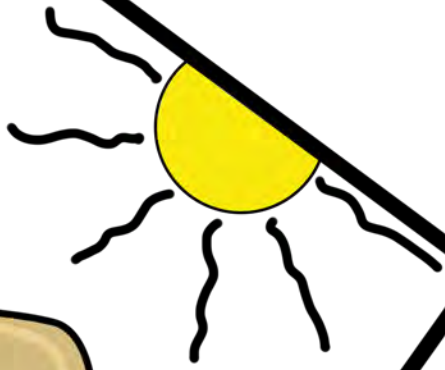
This is a visual representation of the 10 Commandments.

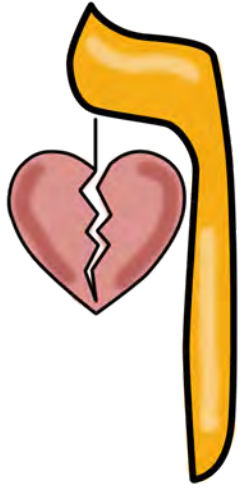








Notebook Template A (BW)


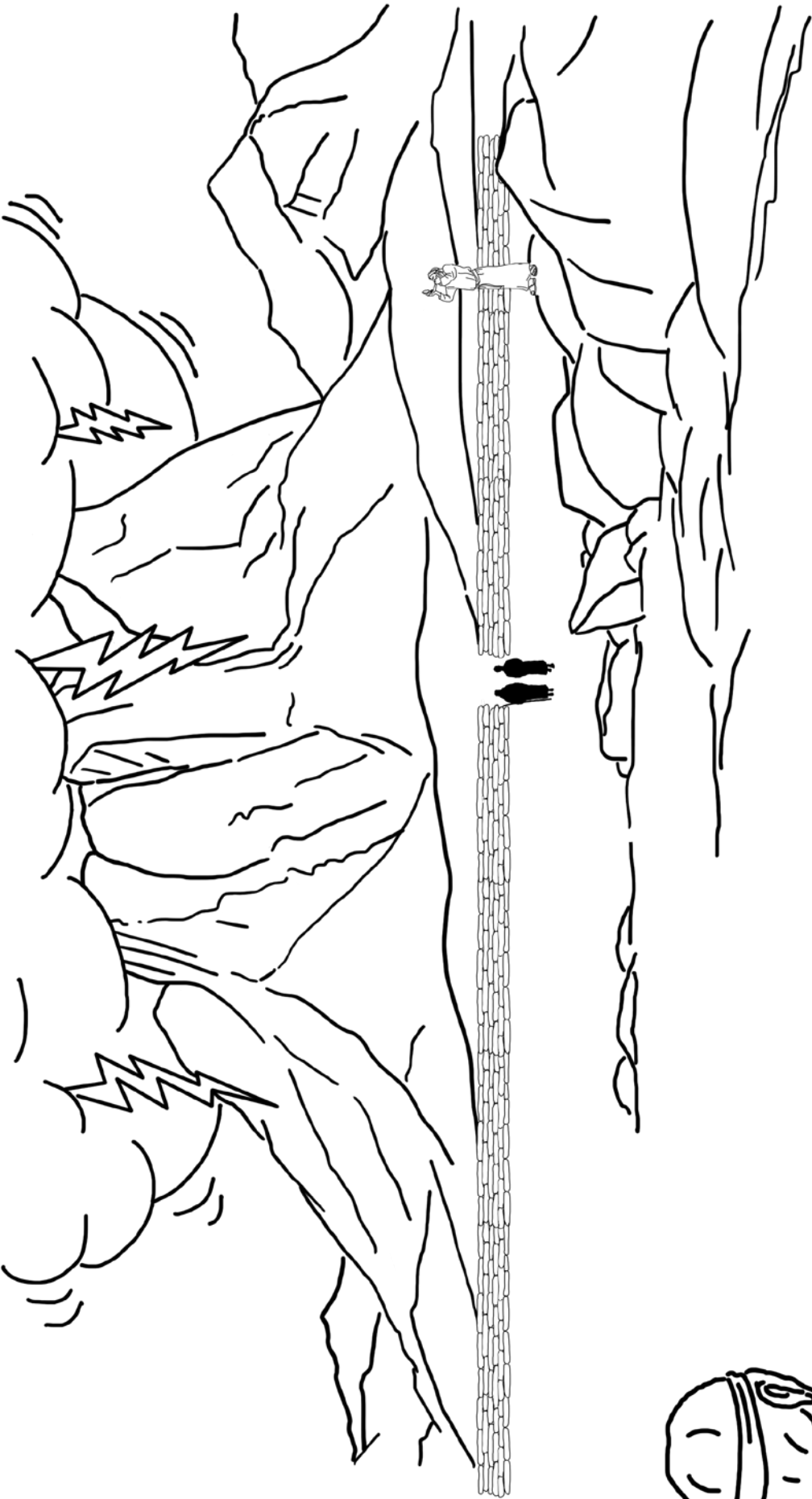






Notebook Template B (color)





NITRO

"His excellency"
Exodus 18:1 - 20:26

SEN

Sweetness of Torah

SWEET SOUNDS OF TORAH

(Sing Praises to His Name)

Here is the link for this song:

https://www.podomatic.com/podcasts/steveberkson/episodes/2017-02-11T18_54_21-08_00

The 10 Commandments Song

I am Yahweh your Elohim
I am Yahweh your Elohim
I am Yahweh your Elohim
This is commandment 1

You shall have no other El before me
You shall have no other El before me
You shall have no other El before me
This is commandment 2

You shall not shame the name of Yahweh
You shall not shame the name of Yahweh
You shall not shame the name of Yahweh
This is commandment 3

Remember the Sabbath day and keep it holy
Remember the Sabbath day and keep it holy
Remember the Sabbath day and keep it holy
This is commandment 4

Honor your father and your mother
Honor your father and your mother
Honor your father and your mother
This is commandment 5

You shall not murder
You shall not murder
You shall not murder
This is commandment 6

You shall not commit adultery
You shall not commit adultery
You shall not commit adultery
This is commandment 7

You shall not steal
You shall not steal
You shall not steal
This is commandment 8

You shall not tell lies against your neighbor
You shall not tell lies against your neighbor
You shall not tell lies against your neighbor
This is commandment 9

You shall not covet
You shall not covet
You shall not covet
This is commandment 10



SWEET TASTE OF TORAH

This snack relates to this week's parsha. Please take these as suggestions and make necessary changes based on your individual dietary needs.

10 Commandments Tablets Tortillas

Exodus 20

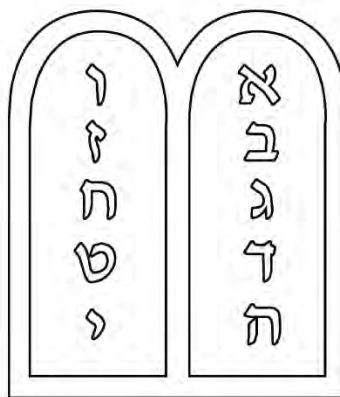


Ingredients:

- Tortilla (to make 2 tablets)
- Kosher edible food markers (to write Hebrew letters or numbers)

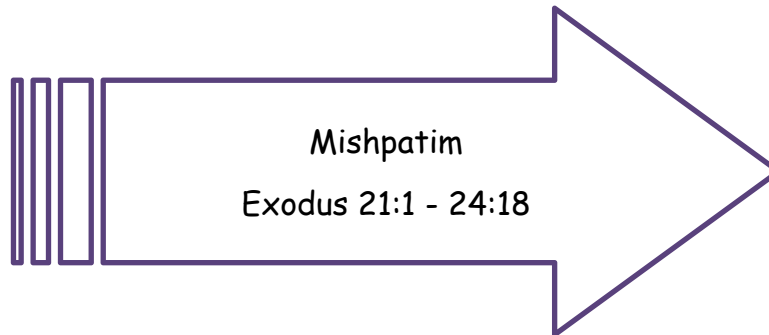
Instructions:

Take your tortilla and shape it into 2 tablets. Using kosher edible food markers, write the numbers 1-10 or aleph-yod (א, ב, ג, ד, ה, ו, ז, ח, ט, י) on the tablets.



Next Week's Treasure Hunt

Next Week's Torah Portion



Suggested Reading Schedule

| | | |
|------------|--------------|--|
| Monday: | Ex. 21:1-27 | Right-rulings |
| Tuesday: | Ex. 21:28-36 | Right-rulings |
| Wednesday: | Ex. 22 | Right-rulings |
| Thursday: | Ex. 23 | Right-rulings; Land Sabbath; Weekly Sabbath; Annual Festivals |
| Friday: | Ex. 24 | Appearing before Yahweh; Blood Covenant; Book of the Covenant read |