

Parsha Pearls

Shelach

"You Send"

Numbers 13:1 - 15:41

Katan Aleph



In This Edition:

37.2 - Offerings in the Land
Numbers 15:1-31



Table of Contents

Parsha Pearls is a comprehensive resource that allows for complete customization by the parent. We understand that if you were to strive to accomplish all aspects of each lesson in one day it would be unrealistic and also overload for the child. It is our intention that this be used 'a la carte' so that it suits your specific needs. Our site caters to printing only the pieces you choose.

This page will provide quick links to get to the portion of the document for which you are looking. When you hover over the title a finger will appear. Click on it and you will be taken directly to that page.

If you are new to Parsha Pearls, we have created an [Introduction](#) document outlining how to use our lessons, as well as a [Scriptural Inspiration](#) document, which explains our titles and the Scriptural inspiration for them. We pray that Parsha Pearls blesses your home and that your children will grow to love the Word and to never depart from keeping Torah. As always, feel free to email us at parshapearls@mtoi.org if you have any questions.

Gem Seeking (The Main Lesson)	3
➤ Little Gems Story (Story for Younger Children)	3
➤ Little Gems Story Characters	5
Counting What You Gained (Worksheets)	11
➤ Storing Up Treasure in My Heart (Memory Verse)	11
➤ Seeking Treasure (Questions from the Parsha)	13
➤ Word Search	14
➤ Maze	15
Precious Possessions (Arts & Crafts)	16
➤ Craft	16
➤ Coloring Page	18
» Coloring Page 1	18
» Coloring Page 2	19
Sweetness of Torah	20
➤ Sweet Sounds of Torah (Song Corresponding to the Parsha)	20
➤ Sweet Taste of Torah (Snack Corresponding to the Parsha)	21
Next Week's Treasure Hunt (Looking Ahead to Next Week's Parsha)	22



Gem Seeking

LITTLE GEMS STORY

Parent/Teacher Preparation:

Please see the [Instructions for the Little Gems Story](#) on the YMTOI website. This will help you to understand how to prepare for the story.

Offerings in the Land

Shalom children! Well, the dedication ceremony for the Levites is over, and now they are all ready to help the priests to serve Yahweh in His Set-apart Place. **(Place 3 sons of Lewi on board.)** The bronze altar has been kept hot and ready, just as Yahweh commanded. **(Place bronze altar on board next to 3 sons of Lewi.)** Let's pretend we are right there, watching what happens next.

Oh, look! Here come some Yisra'elites, bringing their animals to the priests. It's a good thing Yahweh gave the priests His instructions through Mosheh, so they understand exactly the way Yahweh wants everything done! Okay...I see some strong young bulls being led along by a man and his wife. **(Place bulls and couple bringing offering scene on board.)** What's she carrying? It looks like a basket of flatbread and a flask of oil. There are more people coming; can you hear the sheep bleating? **(Place sheep and people with offerings scene on board.)**

You see, Yahweh told Mosheh about each kind of offering and its purpose, and exactly what kind of animal and grain offering to bring for it. Many offerings were commanded so they could be forgiven for their sins. **(Place praying emoji on board.)** Other offerings were given freely - perhaps to seal a solemn promise, or to show Him thanks for some wonderful thing He had done. **(Place deliverance emoji on board.)**

Do any of you think it was mean to kill all those animals for sacrifice? Remember, today we eat slaughtered animals all the time. We don't think about it much, because we buy our hamburger or chicken in nice, neat packages at the supermarket. But back then, in order to eat, the people had to raise the animals and then slaughter them by hand. And a farmer who owned lots of cattle and goats and sheep was considered a very rich man. **(Place wealthy man on board.)** When you brought an animal to Yahweh as a sacrifice, you were giving Him something very valuable.

In fact, Yahweh said that these offerings made by fire were a sweet smell in his nostrils. **(Place offering on board.)** A sweet smell? Why, the whole place must have smelled like a steakhouse. Now, that might be okay if you're really hungry - but sweet? I don't think so! You see, Yahweh wanted them to know that it wasn't his nose that smelled these offerings. No, He was smelling them with His heart. It was sweet when He could feel the love of the people as they came to be forgiven of their sins, and to show Him their thankfulness. Their offerings at the Tent of Meeting made a way for them to be forgiven and to draw close to Yahweh. This showed Him that they wanted to be friends with Him, and to promise their best effort to do everything that He told them. **(Point to deliverance emoji.)**



Here's another very cool thing. Yahweh made a law that any strangers among them were required to offer exactly the same sacrifices, just like the Yisra'elites. **(Place foreigners on board.)** Maybe you're wondering where all these strangers came from. Well, who remembers what happened at the first Passover, when they were driven out of Mitsrayim? Not only did the Yisra'elites escape, but also Mitsrites and people from other nations who had survived those terrible plagues. Now some of them wanted to belong to the most powerful Elohim of all. So, they joined the Yisra'elites and came out of Mitsrayim to serve Yahweh. **(Place Yisra'elites on board.)**

But do you think the Yisra'elites were comfortable with so many strangers hanging out with them? After all, these people talked with funny accents, and they didn't know much about Yahweh at all. Worst of all, they had been worshiping idols all their lives. **(Place idol with 'X' on board.)** But now that they wanted to join Yahweh's people and serve the Elohim of Yisra'el, Yahweh decided to give the strangers a fair shake. They would all have to obey the same commands as the Yisra'elites, and bring the exact same sacrifices. If you were one of the strangers, you would follow the same laws and get the same rewards for obedience as the Yisra'elites got. What a loving Elohim!

This next law is a hard one. Did you know that there is a kind of sin so rotten that He didn't even want a sacrifice from that person? **(Place defiant person on board.)** If a person was bitter and angry against Yahweh for something, he might disobey Torah just to get back at Him. The Bible calls this a defiant attitude, and there was no sacrifice for it. Yahweh said that the one who sinned defiantly had to be kicked out of the camp. He simply didn't want such people around anymore. Out there, all alone in the wilderness, they would have lots of opportunity to regret doing it, wouldn't they? **(Place sad person outside camp on board.)**

Let's talk about one more sacrifice. Now, we already know about the offerings they had to bring because they felt bad about doing wrong. Let's say you told a lie about someone you didn't like, just to get them in trouble. Then everyone found out it was not true at all. Boy, would your face turn red! Yahweh wasn't letting you get away with it, and to be forgiven, you'd have to bring a burnt offering to the Dwelling Place. But sometimes Yahweh called for a sin offering. This was for times when you broke the Law by mistake. Maybe you were visiting a friend on the other end of the camp, and suddenly you noticed it getting dark, and heard all the mothers calling their kids home for Sabbath dinner. You rushed home at a dead run, but got scolded for being late for your family's Sabbath prayers. You didn't mean to be late, but you forgot to guard the Sabbath strictly, the way He commanded. You had to bring a sin offering of a male goat in order to be forgiven and get right with Yahweh. **(Place male goat on board.)** Is Yahweh serious about us keeping His commandments? You bet He is!


As you keep on learning about the Torah, you will see how Yahweh's offerings and sacrifices show us even more wonderful things about Him. He is our very own Elohim and wants us to be truly sorry for our sins so that we can be close to Him again. **(Point to praying emoji.)**

Well children, we have come to the end of our story for today. We will see you next week for another exciting Little Gems story!





Praying emoji




Yisra'elites



Wealthy man



Delivering emoji

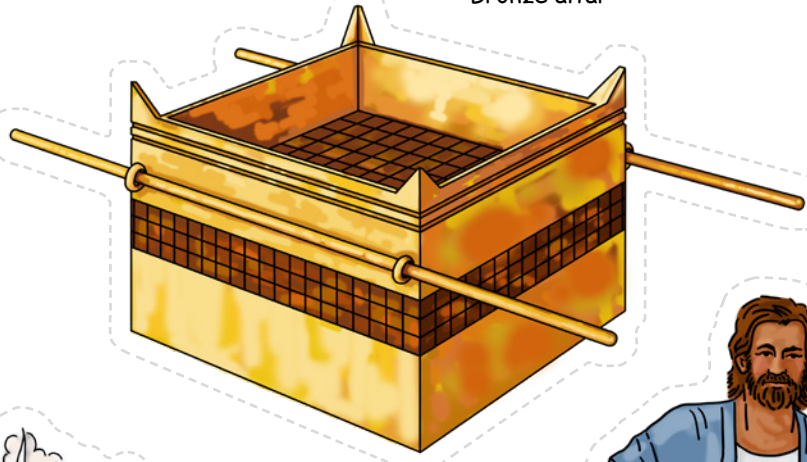


People with offerings

Sad person outside camp



Bronze altar



Couple bringing offering

Offering




Defiant person




Foreigners







3 Sons of Lewi




Male goat



Bulls




Idol with 'X'




Sheep



Praying emoji




Yisra'elites



Wealthy man



Delivering emoji

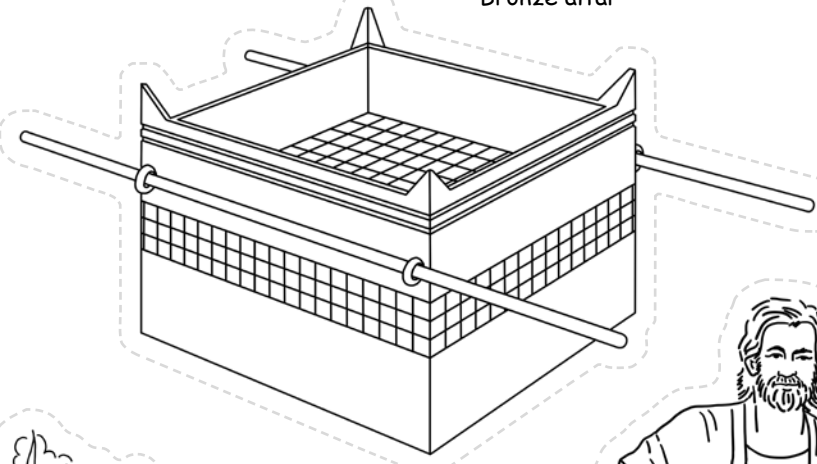


People with offerings

Sad person outside camp




Bronze altar



Couple bringing offering


Offering




Defiant person




Foreigners







3 Sons of Lewi




Male goat



Bulls



Idol with 'X'



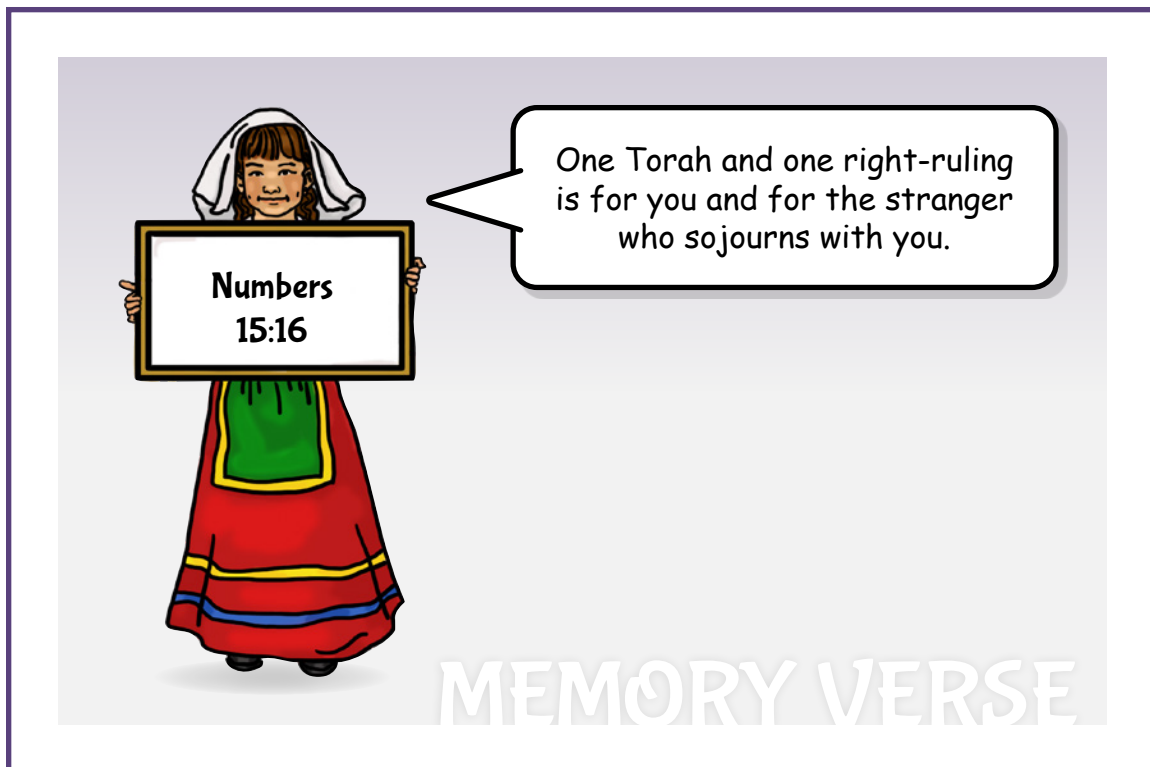
Sheep

Counting What You Gained

This next section is intended to be reinforcement of the lessons learned during this parsha. Choose the activities that best fit your child.

STORING UP TREASURE IN MY HEART

The Katan Aleph memory verse for this Torah portion is Numbers 15:16. If they have not already done so, begin to help them to memorize the verse. Be creative and try acting it out, or putting it to music.



SEEKING TREASURE

Circle the correct choices.



1. Which picture shows what the offering brought was to Yahweh's nostrils? (15:13)



2. Yahweh says that there is how many Torah and right-rulings for the native and for the stranger in bringing offerings? (15:14-16)



3. When a being sins by mistake what animal did they bring? (15:27)



4. For the being who does whatever by mistake, whether a native or a stranger there are how many Torah instructions for them? (15:29)



5. A person who acts defiantly will have this happen to them. (15:30)



WORD SEARCH

Search for the hidden words from this week's parsha.



FLOUR

OIL

WINE

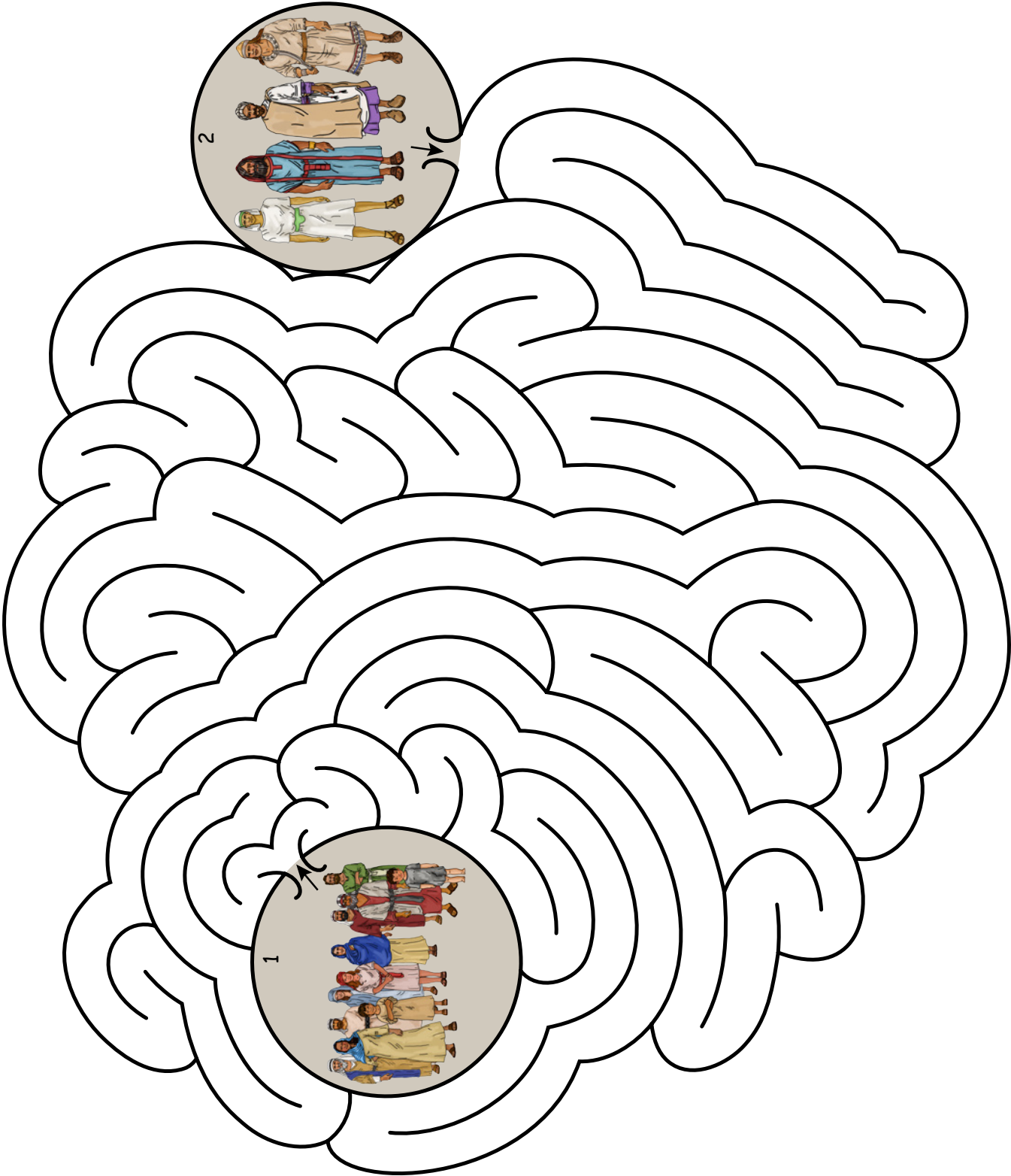
CAKE

DOUGH

FIRE



MAZE



Precious Possessions

CRAFT

Materials:

- Copy paper - white
- Handkerchief - white
- Weights - to keep handkerchief in place
- Fabric paint or markers
- Hot glue
- Pencil
- Plastic or newspaper - to prevent paint or markers from staining table
- Craft Template: A (BW)

Parent/Teacher Preparation:

- Print Craft Template A on white copy paper.

Challah Cover

Numbers 15:17-21



Instructions for the Craft:

- Take Template A and slide it underneath the handkerchief. Move it around until it is even and centered. You should be able to see the template through the handkerchief.
- Place some weights on the corners of the handkerchief so it won't move around.
- Take a pencil and carefully trace the outlines of the template on the handkerchief. You may need to help your child with this part. (P1)
- Hot glue around the template outlines. (P2)
- After the glue sets for a couple of minutes pull away any of the loose glue strings.
- Use any color fabric paint or fabric marker and color the traced Shabbat table picture. (P3)
- Make sure to place plastic protection or newspaper underneath. The paint or marker will bleed through and could get onto your table.

This is a visual representation of a covering for the contribution of challah. You can use this to cover your challah for Erev Shabbat.



P1




P2




P3

Craft Template A (BW)







Sweetness of Torah

SWEET SOUNDS OF TORAH

(Sing Praises to His Name)

Here is the link for this song:

https://www.podomatic.com/podcasts/steveberkson/episodes/2024-06-20T22_00_00-07_00

It is Shabbat

Six days of the week
Anticipate and seek
The first of His feasts
It is Shabbat

Chorus:

It is Shabbat
Thank Yahweh
It is Shabbat
Thank Yahweh
It is Shabbat
Thank Yahweh
It is Shabbat

We came into the world
To remember and observe
To honor and delight
It is Shabbat



SWEET TASTE OF TORAH

This snack relates to this week's parsha. Please take these as suggestions and make necessary changes based on your individual dietary needs.

Challah

Numbers 15:20



Ingredients:

- 1 egg
- 3 Tbsp. butter
- 3/4 c. milk
- 2 Tbsp. honey
- 1 tsp. salt
- 3 c. bread flour
- 1 Tbsp. dry active yeast

Instructions:

Combine the ingredients in a bread machine pan or bowl in the order listed above. For the bread machine, set the machine to the dough cycle.

For the bowl, knead for 15 minutes then cover. Wait 45 minutes, then knead again for several minutes. Cover again and wait until the bread rises; about 30 minutes.

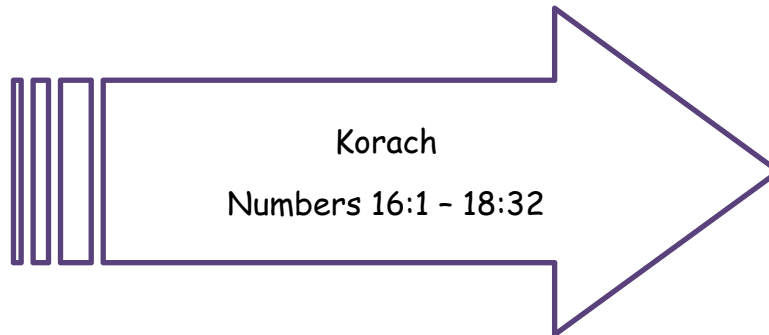
When the dough is ready, cut into 2 halves and roll them into long pieces. Place them on a cookie sheet. Attach the halves by the end and wrap them. Cover and let rise.

Bake at 350° for 20 minutes.

*You can use the Katan A challah cover craft to place over your bread.

Next Week's Treasure Hunt

Next Week's Torah Portion



Suggested Reading Schedule

Monday:	Num. 16:1-22	The rebellion of Qorah, Dathan and Abiram and the 250 tribal leaders
Tuesday:	Num. 16:23-50	The punishment of the rebels; The plague upon Yisra'el for grumbling
Wednesday:	Num. 17	The budding of Aharon's rod
Thursday:	Num. 18:1-19	The duties of the priesthood and Lewites; The offerings for the priests
Friday:	Num. 18:20-32	The Torah regarding land inheritance; Tithes for the priests and Lewites