

# Parsha Pearls

# Shelach

"You Send"

Numbers 13:1 - 15:41

Katan Bet/Gadol



In This Edition:

37.2 - Offerings in the Land

Numbers 15:1-31



---

# Table of Contents

---

Parsha Pearls is a comprehensive resource that allows for complete customization by the parent. We understand that if you were to strive to accomplish all aspects of each lesson in one day it would be unrealistic and also overload for the child. It is our intention that this be used 'a la carte' so that it suits your specific needs. Our site caters to printing only the pieces you choose.

This page will provide quick links to get to the portion of the document for which you are looking. When you hover over the title a finger will appear. Click on it and you will be taken directly to that page.

If you are new to Parsha Pearls, we have created an [Introduction](#) document outlining how to use our lessons, as well as a [Scriptural Inspiration](#) document, which explains our titles and the Scriptural inspiration for them. We pray that Parsha Pearls blesses your home and that your children will grow to love the Word and to never depart from keeping Torah. As always, feel free to email us at [parshapearls@mtoi.org](mailto:parshapearls@mtoi.org) if you have any questions.

<b>Pearl Seeking</b> (The Main Lesson) . . . . .	<b>3</b>
➤ <b>Treasuring His Word</b> (Overview of the Parsha)	3
➤ <b>Parsha Points</b> (Main Lesson Content)	3
➤ <b>Digging Deeper</b> (Thought Provoking Questions)	5
<b>Searching Out Hebrew</b> (Reading & Writing) . . . . .	<b>6</b>
➤ <b>Words</b>	6
➤ <b>Numbers</b>	6
➤ <b>Word Match</b>	7
➤ <b>Flashcards</b>	8
➤ <b>Writing Hebrew</b>	9
<b>Counting What You Gained</b> (Worksheets) . . . . .	<b>10</b>
➤ <b>Storing Up Treasure In My Heart</b> (Memory Verse)	10
➤ <b>Seeking Treasure</b> (Questions from the Parsha)	12
➤ <b>Word Search</b>	13
➤ <b>Crossword Puzzle</b>	15
➤ <b>Maze</b>	17
<b>Precious Possessions</b> (Arts & Crafts) . . . . .	<b>18</b>
➤ <b>Notebook Page</b>	18
➤ <b>Coloring Page</b>	26
<b>Sweetness of Torah</b> . . . . .	<b>27</b>
➤ <b>Sweet Sounds of Torah</b> (Song Corresponding to the Parsha)	27
➤ <b>Sweet Taste of Torah</b> (Snack Corresponding to the Parsha)	28
<b>Next Week's Treasure Hunt</b> (Looking Ahead to Next Week's Parsha) . . . . .	<b>29</b>



---

# Pearl Seeking

---

## TREASURING HIS WORD

Let's do a quick overview of the entire Torah portion:

Monday:	Num. 13:1-25	One man from each of the twelve tribes sent to spy out the land of Kena'an
Tuesday:	Num. 13:26-33	The spies return with a report
Wednesday:	Num. 14	The children of Yisra'el rebel; Mosheh intercedes for the people; Yahweh relents, pronounces judgments
Thursday:	Num. 15:1-31	Instructions for various offerings and unintentional sins
Friday:	Num. 15:32-41	Penalty for violating Shabbat; Torah regarding tzitziyot

In this week's Parsha Pearls lesson, Yahweh gives Mosheh details regarding different offerings that He wants the children of Yisra'el to bring to Him when they enter the land. We will review the offerings that we learned about in parashot Vayikra and Tzav, as well as give more details about these offerings. Now, let's read Num. 15:1-31.

## PARSHA POINTS


- Yahweh told Mosheh to speak to the children of Yisra'el regarding the offerings they were to perform when they entered Kena'an - 15:1-2

### *Instructions for Various Offerings*

- Yahweh gave Mosheh instructions regarding offerings made by fire for the following (15:3-13):
  - in fulfilling a vow
  - in bringing one (**achat**) of the 3 (**shalosh**) voluntary offerings (burnt, grain, peace) in observing His Appointed Times

- The natives (**eizrach**) were instructed to bring the following animals to be offered as sweet fragrances to Yahweh (15:13):

- lamb
- ram
- young bull
- young goat



- With each lamb they were to include (15:4-5):
  - a grain offering (1/10<sup>th</sup> of an ephah of fine flour mixed with 1/4<sup>th</sup> of a hin of oil)
  - a drink offering (1/4<sup>th</sup> of a hin of wine)



- With each ram they were to include (15:6-7):
  - a grain offering (2/10<sup>th</sup> of an ephah of fine flour mixed with 1/3<sup>rd</sup> of a hin of oil)
  - a drink offering (1/3<sup>rd</sup> of a hin of wine)



- With each young bull or goat, they were to include (15:8-10):
  - a grain offering (3/10<sup>th</sup> of an ephah of fine flour mixed with 1/2 a hin of oil)
  - a drink offering (1/2 a hin of wine)



- When the stranger (**ger**) who sojourned among the natives made an offering made by fire as a sweet fragrance to Yahweh, the following instructions would apply (15:14-16):
  - One law would apply to both the native and to the stranger
  - It was to be a law forever throughout their generations
  - As the native would be, so a stranger would be before Yahweh
  - One Torah and one right-ruling would apply to both the native and for the stranger



### **First-fruits Contribution**

- Yahweh instructed Mosheh to tell the children of Yisra'el that they should bring to Him a contribution of a cake (**challah**) made of the first of their dough from their threshing floor - 15:17-21
- This was to be a contribution (**terumah**) throughout their generations - 15:21



### **Sin Offering (congregation)**

- When the congregation sinned by mistake and failed to do all the commands which Yahweh had instructed, then the children of Yisra'el must offer the following (15:24):
  - a young bull as a burnt offering as a sweet fragrance to Yahweh
  - + grain offering
  - + drink offering
  - + male goat as a sin offering
- Then the priest was to make atonement for all the congregation; because the trespass was done by mistake, it would be forgiven them - 15:25-26



### **Sin Offering (individual)**

- When a person sinned by mistake and failed to do all the commands which Yahweh had instructed, the individual must offer (15:27):
  - a female goat a year old
- Then, because the trespass was done by mistake, the priest was to make atonement for the individual, and it would be forgiven him - 15:28
- For the one who sinned by mistake, there would be one Torah for both the native and the stranger - 15:29
- The being who sinned defiantly, whether he was a native or a stranger, was guilty of reviling Yahweh. For despising the word of Yahweh and breaking His command, that one must be cut off from all his people - 15:30-31



# DIGGING DEEPER

Parents/Teachers may choose to use these prompts for further discussion of the Torah portion.

- Notice that the instructions about offerings in Chapter 15 follow on the heels of the incident with the spies. Although Yahweh must punish them for doubting and slandering Him, could this be His way of reassuring them that the day will come when He would bring His people into the land of Promise?
- Notice in v. 30-31 that Yahweh mentions no offering that can be brought for one who acts defiantly. Discuss whether that would work in today's society. If so, how?



---

# Searching Out Hebrew

---

Parents/Teachers can print out the '[Hebrew Pronunciation Guide](#)' to help with the pronunciation of Hebrew names and words. They can be cut out and used in conjunction with the Flashcards.

## WORDS

Parents/Teachers see the following page for 3 x 5 card cut outs of the words from this week's parsha. If printed on card stock, they can be kept in a box to reinforce learning.

Ezrach ( **אזרח** ) - native

Ger ( **גר** ) - sojourner

Challah ( **חלה** ) - cake

Terumah ( **תרומה** ) - contribution

## NUMBERS

Parents/Teachers can print out these numbers to have as additional resources. These can be found under the 'Resources' tab on the YMTOI website.

1 - achat

3 - shalosh

# WORD MATCH

Match this week's Hebrew words to their correct definition.

Challah

Cake

Ezrach

Contribution

Ger

Native

Terumah

Sojourner



# FLASHCARDS

גר

**Ger**  
sojourner

תרומה

**Terumah**  
Te-ru-mah  
contribution

אזרח

**Ezrach**  
Ez-rach  
native

חלה

**Challah**  
Chall-ah  
cake





# WRITING HEBREW

Ger (sojourner)

גר  
Resh Gimel  
ג ר

---

---

---

Terumah (contribution)

תרומה  
Hey Mem Vav Resh Tav  
ה מ ו ר ת

---

---

---

Ezrach (native)

אזרח  
Chet Resh Zayin Aleph  
ח ר ז א

---

---

---

Challah (cake)

חלה  
Hey Lamed Chet  
ה ל ח

---

---

---




# Counting What You Gained

This next section is intended to be reinforcement of the lessons learned during this parsha. Choose the activities that best fit your child.

## STORING UP TREASURE IN MY HEART

The Katan Bet and Gadol memory verse is Numbers 15:15. You can review the verse with them by reciting it out loud, acting it out, putting it to music...whatever works for you.



Use this space to draw a picture of the verse memorized.



Use this space to write out the verse memorized.

---

---

---

---

---

---

---

---

---

---

---

---

---

---

---

---

---

---

---

---

---

---

---

---



# SEEKING TREASURE



1.

Yahweh told Mosheh that He was not going to give them the land.

T / F

(15:2)



2.

One \_\_\_\_\_ is for you of the \_\_\_\_\_ and for the \_\_\_\_\_ who sojourns with you - a \_\_\_\_\_ forever throughout your generations. As you are, so is the \_\_\_\_\_ before Yahweh.

(15:15)



3.

Torah is just for the native Yisra'elite.

T / F


(15:16)



4.

What were the children of Yisra'el to do with the first of their dough?  
\_\_\_\_\_

(15:20)




5.

A being who sins by mistake could bring an offering with him to Yahweh to make atonement.

T / F

(15:27-28)



6.

If a stranger did something by mistake, he had a different set of rules from the native.

T / F

(15:29)



7.

The person who will be cut off from his people is the one who sins \_\_\_\_\_.

**Circle the correct description.**

defiantly

unintentionally

haphazardly


gladly

(15:30)



# WORD SEARCH

Search for the hidden words from this week's parsha.




LAND  
ASCENDING  
FRAGRANCE  
STRANGER  
CONTRIBUTION  
GENERATIONS  
DRINK OFFERING

DWELLINGS  
VOLUNTARY  
ACCOMPLISH  
ASSEMBLY  
CAKE  
RIGHT-RULING  
BURNT OFFERING

OFFERING  
SLAUGHTERING  
NATIVE  
SOJOURNS  
DOUGH  
GRAIN OFFERING  
CONGREGATION



# Answer Key



LAND  
 ASCENDING  
 FRAGRANCE  
 STRANGER  
 CONTRIBUTION  
 GENERATIONS  
 DRINK OFFERING


DWELLINGS  
 VOLUNTARY  
 ACCOMPLISH  
 ASSEMBLY  
 CAKE  
 RIGHT-RULING  
 BURNT OFFERING

OFFERING  
 SLAUGHTERING  
 NATIVE  
 SOJOURNS  
 DOUGH  
 GRAIN OFFERING  
 CONGREGATION



# CROSSWORD PUZZLE

Complete the crossword using words from this week's parsha.



## Down

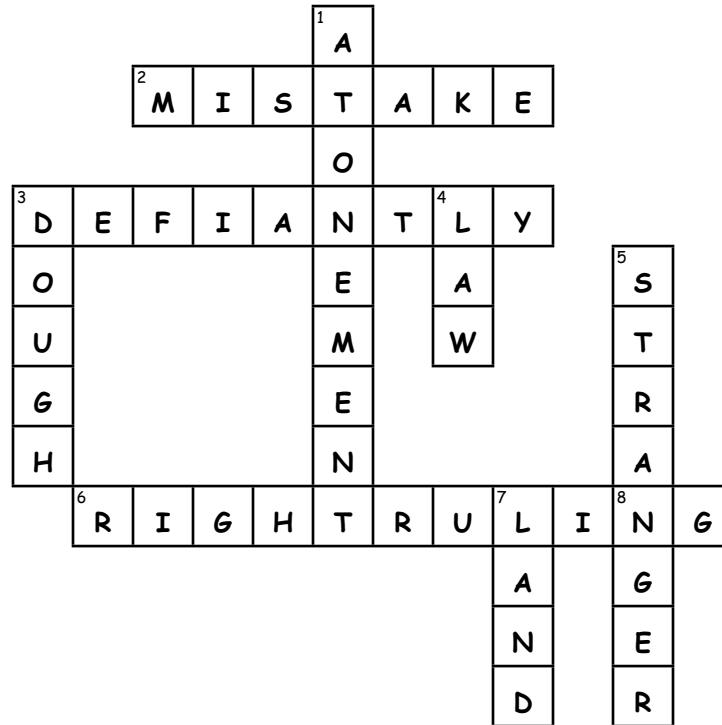
1. The priest will make \_\_\_\_\_ for all the congregation of the children of Yisra'el and the stranger for one who sins by mistake.
3. Of the first of your \_\_\_\_\_ you were to give it to Yahweh as a cake.
4. One \_\_\_\_\_ was for the native and the stranger - a \_\_\_\_\_ forever throughout their generations.
5. The native and the \_\_\_\_\_ were to do the offerings.
7. Yahweh told them which offerings were to be done in the \_\_\_\_\_.

## Across

2. An offering can be made for one who sins by \_\_\_\_\_.
3. The one who sins \_\_\_\_\_ shall be cut off from his people.
6. One Torah and one \_\_\_\_\_ is for you and for the stranger who sojourns among you.



# Answer Key



## Down

1. The priest will make **atonement** for all the congregation of the children of Yisra'el and the stranger for one who sins by mistake.
3. Of the first of your **dough** you were to give it to Yahweh as a cake.
4. One **law** was for the native and the stranger - a **law** forever throughout their generations.
5. The native and the **stranger** were to do the offerings.
7. Yahweh told them which offerings were to be done in the **land**.

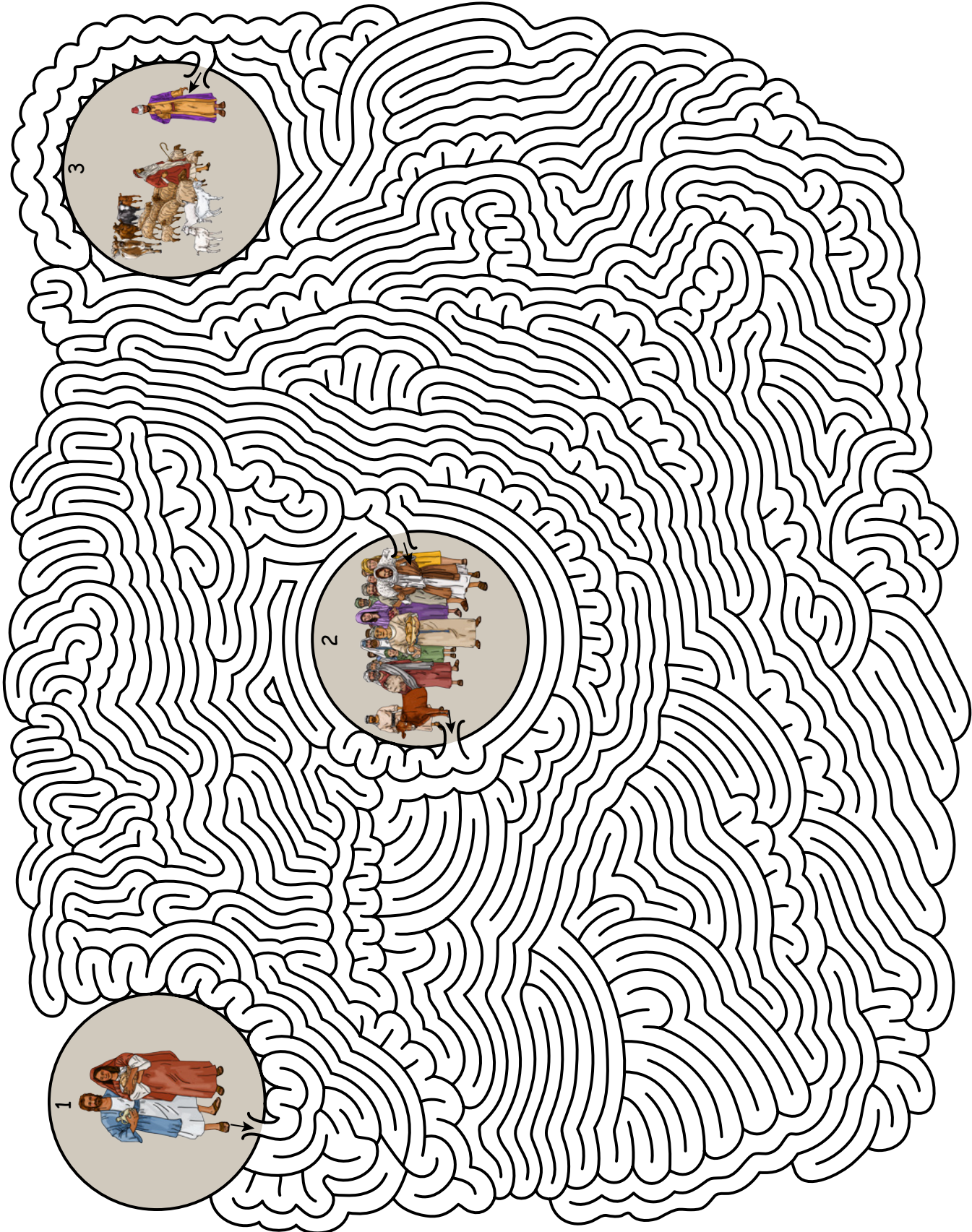
## Across

2. An offering can be made for one who sins by **mistake**.
3. The one who sins **defiantly** shall be cut off from his people.
6. One Torah and one **right-ruling** is for you and for the stranger who sojourns among you.





# MAZE



# Precious Possessions

## NOTEBOOK PAGE

### Materials:

- Cardstock - white
- Tweezers - to assist in placement
- Pipe cleaners - light and dark brown (8-10 pieces, cut  $\frac{1}{4}$ " )
- Sequins of choice - large purple (for figs), small green (for grapes and olives)
- Beads of choice - red (for pomegranates), light beige (for wheat), olive green (for barley)
- Double-sided foam dimensional
- Tacky glue
- Scissors
- Coloring pencils, crayons or markers
- Notebook Templates: Main Page & A (BW) or Main Page & B (color)

### Parent/Teacher Preparation:

- Print Notebook Templates of choice on white cardstock.

### Instructions for the Notebook Page:

- If using BW Templates, color using medium of choice.
- Cut out all Template pieces. (P1)

### Embellishing the Baskets

- Adhere a foam dimensional to the front of the basket of wheat and place wheat tops onto the dimensional. (P2a, P2b)
- Cut brown pipe cleaners into  $\frac{1}{4}$ " pieces, cutting enough to cover basket.
- Spread Tacky glue onto the dates and lay the pipe cleaners on top of the glue. (P3a, P3b)
- Spread Tacky glue onto the figs and lay purple sequins on top of the glue. We left the figs on the left side not covered. (P4a, P4b)

## One Torah for the Native & the Sojourner

Numbers 15:13-16



P1



P2a




P2b



P3a



P3b



P4a



P4b

# Instructions for the Notebook Page Cont'd:

- Spread *Tacky* glue onto the grapes and lay the sequins on top of the glue. We left the sides not covered. (P5a, P5b)
- Spread *Tacky* glue onto the olives and lay the sequins on top of the glue. We left the sides not covered. (P6a, P6b)
- Spread *Tacky* glue onto the pomegranates and lay the beads on top of the glue. We left the sides not covered. (P7a, P7b)
- Spread *Tacky* glue onto the wheat kernels and lay the beads on top of the glue. We put on a few. (P8a, P8b)
- Spread *Tacky* glue onto the barley kernels and lay the beads on top of the glue. We put on a few. (P9a, P9b)
- Lay baskets aside to dry. (P10)

## Placing the Baskets on the Main Page

- Before adding baskets permanently to the Main Page, stage them so that you have enough room for your Hebrew words. (P11)
- Spread *Tacky* glue onto the back of the basket of wheat stalks and place on Main Page underneath the native Yisra'elites and sojourners. (P12a, P12b)



P5a



P5b



P6a



P6b



P7a



P7b



P8a



P8b



P9a



P9b



P10



P11



P12a




P12b



# Instructions for the Notebook Page Cont'd:

- Adhere 2 round foam dimensionals to the back of the wheat kernels basket and place on Main Page over the wheat stalks basket. (P13a, P13b)
- Flip the barley kernels sacks over and place a round foam dimensional on the lower left corner. (P14)
- Spread *Tacky* glue onto the front right side of the wheat kernels sack and place the barley kernels sack over it. (P15a, P15b)
- You now have the wheat basket and the raised wheat and barley kernels sacks on the Main Page. (P16)
- Spread *Tacky* glue onto the back of the pomegranates basket and place on Main Page next to the wheat stalks. (P17a, P17b)
- Spread *Tacky* glue onto the back of the olives basket and place on Main Page underneath and to the left of the pomegranate basket. (P18a, P18b)
- Adhere 2 round foam dimensionals to the back of the dates basket and place on the bottom and right side of the olives basket. (P19a, P19b)
- Adhere 2 round foam dimensionals to the back of the grapes basket and place on the right side of the pomegranates basket. (P20a, P20b)



P13a



P13b



P14



P15a



P15b



P16



P17a



P17b



P18a



P18b




P19a



P19b



P20a



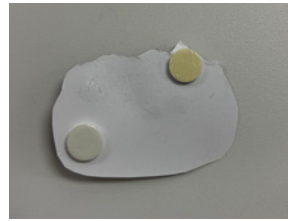
P20b

## Instructions for the Notebook Page Cont'd:


- Adhere 2 round foam dimensionals to the back of the figs basket and place over the bottom of the grapes basket. (P21a, P21b)
- Allow the 6 baskets and 2 sacks to dry. (P22)

### Hebrew Words

- Write the following directly on the Main Page or on a piece of colored cardstock and glue to the page:
  - 1) **Ezrach**
  - 2) **אזרח**
  - 3) **Native** (P23)
  - 1) **Ger**
  - 2) **גר**
  - 3) **Sojourner** (P24)
  - 1) **Terumah**
  - 2) **תרומה**
  - 3) **Contribution** (P25)



P21a



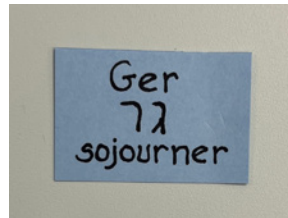
P21b



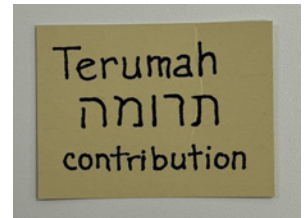
P22



P23

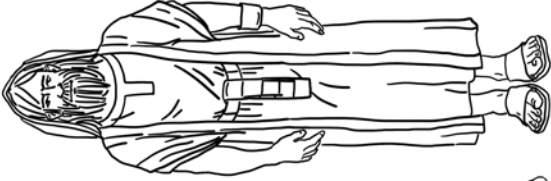



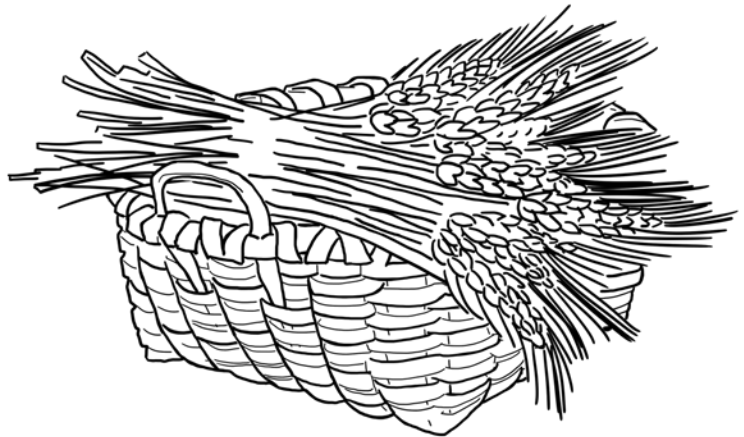





P24



P25

*You now have a visual representation of the instruction Yahweh gave regarding the native Yisra'elite and the stranger who sojourns among them to bring offerings and contributions to Yahweh.*


















---

# Sweetness of Torah

---

## SWEET SOUNDS OF TORAH

(Sing Praises to His Name)

Here is the link for this song:

[https://www.podomatic.com/podcasts/steveberkson/episodes/2024-06-20T22\\_00\\_00-07\\_00](https://www.podomatic.com/podcasts/steveberkson/episodes/2024-06-20T22_00_00-07_00)

### It is Shabbat

Six days of the week  
Anticipate and seek  
The first of His feasts  
It is Shabbat

Chorus:

It is Shabbat  
Thank Yahweh  
It is Shabbat  
Thank Yahweh  
It is Shabbat  
Thank Yahweh  
It is Shabbat

We came into the world  
To remember and observe  
To honor and delight  
It is Shabbat



# SWEET TASTE OF TORAH

This snack relates to this week's parsha. Please take these as suggestions and make necessary changes based on your individual dietary needs.

## Challah

Numbers 15:20



### Ingredients:

- 1 egg
- 3 Tbsp. butter
- 3/4 c. milk
- 2 Tbsp. honey
- 1 tsp. salt
- 3 c. bread flour
- 1 Tbsp. dry active yeast

### Instructions:

Combine the ingredients in a bread machine pan or bowl in the order listed above. For the bread machine, set the machine to the dough cycle.

For the bowl, knead for 15 minutes then cover. Wait 45 minutes, then knead again for several minutes. Cover again and wait until the bread rises; about 30 minutes.

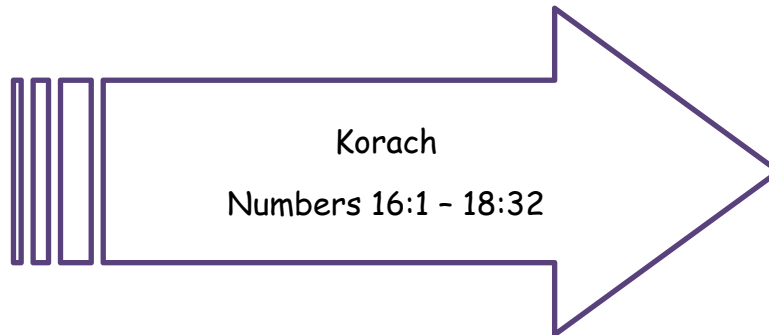
When the dough is ready, cut into 2 halves and roll them into long pieces. Place them on a cookie sheet. Attach the halves by the end and wrap them. Cover and let rise.

Bake at 350° for 20 minutes.

\*You can use the Katan A challah cover craft to place over your bread.

# Next Week's Treasure Hunt

## Next Week's Torah Portion



## Suggested Reading Schedule

Monday:	Num. 16:1-22	The rebellion of Qorah, Dathan and Abiram and the 250 tribal leaders
Tuesday:	Num. 16:23-50	The punishment of the rebels; The plague upon Yisra'el for grumbling
Wednesday:	Num. 17	The budding of Aharon's rod
Thursday:	Num. 18:1-19	The duties of the priesthood and Lewites; The offerings for the priests
Friday:	Num. 18:20-32	The Torah regarding land inheritance; Tithes for the priests and Lewites